


**23-39 BLUE POOL ROAD**  
**藍塘道 23-39**

**售樓說明書 SALES BROCHURE**



此須知是由一手住宅物業銷售監管局為施行《一手住宅物業銷售條例》第19(1)條而發出的。

## 一手住宅物業買家須知

您在購置一手住宅物業之前，應留意下列事項：

### 適用於所有一手住宅物業

#### 1. 重要資訊

- 瀏覽一手住宅物業銷售資訊網(下稱「銷售資訊網」)(網址：[www.srpe.gov.hk](http://www.srpe.gov.hk))，參考「銷售資訊網」內有關一手住宅物業的市場資料。
- 閱覽賣方就該發展項目所指定的互聯網網站內的有關資訊，包括售樓說明書、價單、載有銷售安排的文件，及成交紀錄冊。
- 發展項目的售樓說明書，會在該項目的出售日期前最少七日向公眾發布，而有關價單和銷售安排，亦會在該項目的出售日期前最少三日公布。
- 在賣方就有關發展項目所指定的互聯網網站，以及「銷售資訊網」內，均載有有關物業成交資料的成交紀錄冊，以供查閱。

#### 2. 費用、按揭貸款和樓價

- 計算置業總開支，包括律師費、按揭費用、保險費，以及印花稅。
- 向銀行查詢可否取得所需的按揭貸款，然後選擇合適的還款方式，並小心計算按揭貸款金額，以確保貸款額沒有超出本身的負擔能力。
- 查閱同類物業最近的成交價格，以作比較。
- 向賣方或地產代理瞭解，您須付予賣方或該發展項目的管理人的預計的管理費、管理費上期金額(如有)、特別基金金額(如有)、補還的水、電力及氣體按金(如有)，以及/或清理廢料的費用(如有)。

#### 3. 價單、支付條款，以及其他財務優惠

- 賣方未必會把價單所涵蓋的住宅物業悉數推售，因此應留意有關的銷售安排，以了解賣方會推售的住宅物業為何。賣方會在有關住宅物業推售日期前最少三日公布銷售安排。
- 留意價單所載列的支付條款。倘買家可就購置有關住宅物業而連帶獲得價格折扣、贈品，或任何財務優惠或利益，上述資訊亦會在價單內列明。
- 如您擬選用由賣方指定的財務機構提供的各類按揭貸款計劃，在簽訂臨時買賣合約前，應先細閱有關價單內列出的按揭貸款計劃資料<sup>1</sup>。如就該些按揭貸款計劃的詳情有任何疑問，應在簽訂臨時買賣合約前，直接向有關財務機構查詢。

<sup>1</sup> 按揭貸款計劃的資料包括有關按揭貸款計劃對借款人的最低收入的要求、就第一按揭連同第二按揭可獲得的按揭貸款金額上限、最長還款年期、整個還款期內的按揭利率變化，以及申請人須繳付的手續費。

#### 4. 物業的面積及四周環境

- 留意載於售樓說明書和價單內的物業面積資料，以及載於價單內的每平方呎/每平方米售價。根據《一手住宅物業銷售條例》(第621章)(下稱「條例」)，賣方只可以實用面積表達住宅物業的面積和每平方呎及平方米的售價。就住宅物業而言，實用面積指該住宅物業的樓面面積，包括在構成該物業的一部分的範圍內的以下每一項目的樓面面積：(i) 露台；(ii) 工作平台；以及(iii) 陽台。實用面積並不包括空調機房、窗台、閣樓、平台、花園、停車位、天台、梯屋、前庭及庭院的每一項目的面積，即使該些項目構成該物業的一部分的範圍。
- 售樓說明書必須顯示發展項目中所有住宅物業的樓面平面圖。在售樓說明書所載有關發展項目中住宅物業的每一份樓面平面圖，均須述明每個住宅物業的外部及內部尺寸<sup>2</sup>。售樓說明書所提供有關住宅物業外部和內部的尺寸，不會把批盪和裝飾物料包括在內。買家收樓前如欲購置家具，應留意這點。
- 親臨發展項目的所在地實地視察，以了解有關物業的四周環境(包括交通和社區設施)；亦應查詢有否任何城市規劃方案和議決，會對有關的物業造成影響；參閱載於售樓說明書內的位置圖、鳥瞰照片、分區計劃大綱圖，以及橫截面圖。

#### 5. 售樓說明書

- 確保所取得的售樓說明書屬最新版本。根據條例，提供予公眾的售樓說明書必須是在之前的三個月之內印製或檢視、或檢視及修改。
- 如屬未落成發展項目，賣方在認為有需要時可改動建築圖則(如有的話)，因此應留意由賣方提供的任何經修改的售樓說明書，以了解有關未落成發展項目的最新資料。
- 閱覽售樓說明書，並須特別留意以下資訊：
  - 售樓說明書內有否關於「有關資料」的部分，列出賣方知悉但並非為一般公眾人士所知悉，關於相當可能對享用有關住宅物業造成重大影響的事宜的資料。請注意，已在土地註冊處註冊的文件，其內容不會被視為「有關資料」；
  - 橫截面圖會顯示有關建築物相對毗連該建築物的每條街道的橫截面，以及每條上述街道與已知基準面和該建築物最低的一層住宅樓層的水平相對的水平。橫截面圖能以圖解形式，顯示出建築物最低一層住宅樓層和街道水平的高低差距，不論該最低住宅樓層以何種方式命名；
  - 室內和外部的裝置、裝修物料和設備；
  - 管理費按甚麼基準分擔；
  - 小業主有否責任或需要分擔管理、營運或維持有關發展項目以內或以外的公眾休憩用地或公共設施的開支，以及有關公眾休憩用地或公共設施的位置；以及
  - 小業主是否須要負責維修斜坡。

#### 6. 政府批地文件和公契

- 閱覽政府批地文件和公契(或公契擬稿)。公契內載有天台和外牆業權等相關資料。賣方會在售樓處提供政府批地文件和公契(或公契擬稿)的複本，供準買家免費閱覽。
- 留意政府批地文件內所訂明小業主是否須要負責支付地稅。
- 留意公契內訂明有關物業內可否飼養動物。

<sup>2</sup> 根據條例附表1第1部第10(2)(d)條述明，售樓說明書內顯示的發展項目中的住宅物業的每一份樓面平面圖須述明以下各項—

- 每個住宅物業的外部尺寸；
- 每個住宅物業的內部尺寸；
- 每個住宅物業的內部間隔的厚度；
- 每個住宅物業內個別分隔室的外部尺寸。

根據條例附表1第1部第10(3)條，如有關發展項目的經批准的建築圖則，提供條例附表1第1部第10(2)(d)條所規定的資料，樓面平面圖須述明如此規定的該資料。

**7. 售樓處內有關可供揀選住宅物業的資料**

- 向賣方查詢清楚有哪些一手住宅物業可供揀選。若賣方在售樓處內展示「消耗表」，您可從該「消耗表」得悉在每個銷售日的銷售進度資料，包括在該個銷售日開始時有哪些住宅物業可供出售，以及在該個銷售日內有哪些住宅物業已獲揀選及售出。
- 切勿隨便相信有關發展項目銷情的傳言，倉卒簽立臨時買賣合約。

**8. 成交紀錄冊**

- 留意發展項目的成交紀錄冊。賣方須於臨時買賣合約訂立後的24小時內，於紀錄冊披露該臨時買賣合約的資料，以及於買賣合約訂立後一個工作天內，披露該買賣合約的資料。您可透過成交紀錄冊得悉發展項目的銷售情況。
- 切勿將賣方接獲用作登記的購樓意向書或本票的數目視為銷情指標。發展項目的成交紀錄冊才是讓公眾掌握發展項目每日銷售情況的最可靠資料來源。

**9. 買賣合約**

- 確保臨時買賣合約和買賣合約包含條例所規定的強制性條文。
- 留意有關物業買賣交易所包括的裝置、裝修物料和設備，須在臨時買賣合約和買賣合約上列明。
- 留意夾附於買賣合約的圖則。該圖則會顯示所有賣方售予您的物業面積，而該面積通常較該物業的實用面積為大。
- 留意賣方有權改動未落成發展項目的建築圖則(如有的話)。如屬未落成發展項目，條例規定物業的買賣合約須載有強制性條文，列明如有關改動在任何方面對該物業造成影響，賣方須在改動獲建築事務監督批准後的14日內，將該項改動以書面通知買家。
- 訂立臨時買賣合約時，您須向擁有人(即賣方)支付樓價5%的臨時訂金。
- 如您在訂立臨時買賣合約後五個工作日(工作日指並非公眾假日、星期六、黑色暴雨警告日或烈風警告日的日子)之內，沒有簽立買賣合約，該臨時買賣合約即告終止，有關臨時訂金(即樓價的5%)會被沒收，而擁有人(即賣方)不得因您沒有簽立買賣合約而對您提出進一步申索。
- 在訂立臨時買賣合約後的五個工作日之內，倘您簽立買賣合約，則擁有人(即賣方)必須在訂立該臨時買賣合約後的八個工作日之內簽立買賣合約。
- 有關的訂金，應付予負責為所涉物業擔任保證金保存人的律師事務所。

**10. 表達購樓意向**

- 留意在賣方(包括其獲授權代表)就有關住宅物業向公眾提供價單前，賣方不得尋求或接納任何對有關住宅物業的購樓意向(不論是否屬明確選擇購樓意向)。因此您不應向賣方或其授權代表提出有關意向。
- 留意在有關住宅物業的銷售開始前，賣方(包括其獲授權代表)不得尋求或接納任何對該物業的有明確選擇購樓意向。因此您不應向賣方或其授權代表提出有關意向。

**11. 委託地產代理**

- 留意倘賣方委任一個或多於一個地產代理，以協助銷售其發展項目內任何指明住宅物業，該發展項目的價單必須列明在價單印刷日期當日所有獲委任為地產代理的姓名/名稱。
- 您可委託任何地產代理(不一定是賣方所指定的地產代理)，以協助您購置發展項目內任何指明住宅物業；您亦可不委託任何地產代理。
- 委託地產代理以物色物業前，您應該 —
  - 了解該地產代理是否只代表您行事。該地產代理若同時代表賣方行事，倘發生利益衝突，未必能夠保障您的最大利益；
  - 了解您須否支付佣金予該地產代理。若須支付，有關的佣金金額和支付日期為何；以及

- 留意只有持牌地產代理或營業員才可以接受您的委託。如有疑問，應要求該地產代理或營業員出示其「地產代理證」，或瀏覽地產代理監管局的網頁(網址：www.eaa.org.hk)，查閱牌照目錄。

**12. 委聘律師**

- 考慮自行委聘律師，以保障您的利益。該律師若同時代表賣方行事，倘發生利益衝突，未必能夠保障您的最大利益。
- 比較不同律師的收費。

**適用於一手未落成住宅物業****13. 預售樓花同意書**

- 洽購地政總署「預售樓花同意方案」下的未落成住宅物業時，應向賣方確認地政總署是否已就該發展項目批出「預售樓花同意書」。

**14. 示範單位**

- 賣方不一定須設置示範單位供準買家或公眾參觀，但賣方如為某指明住宅物業設置示範單位，必須首先設置該住宅物業的無改動示範單位，才可設置該住宅物業的經改動示範單位，並可以就該住宅物業設置多於一個經改動示範單位。
- 參觀示範單位時，務必視察無改動示範單位，以便與經改動示範單位作出比較。然而，條例並沒有限制賣方安排參觀無改動示範單位及經改動示範單位的先後次序。
- 賣方設置示範單位供公眾參觀時，應已提供有關發展項目的售樓說明書。因此，緊記先行索取售樓說明書，以便在參觀示範單位時參閱相關資料。
- 您可以在無改動示範單位及經改動示範單位中進行量度，並在無改動示範單位內拍照或拍攝影片，惟在確保示範單位參觀者人身安全的前提下，賣方可能會設定合理的限制。

**適用於一手未落成住宅物業及尚待符合條件的已落成住宅物業****15. 預計關鍵日期及收樓日期**

- 查閱售樓說明書中有關發展項目的預計關鍵日期<sup>3</sup>。
  - 售樓說明書中有關發展項目的預計關鍵日期並不同買家的「收樓日期」。買家的「收樓日期」一般會較發展項目的預計關鍵日期遲。然而，假若發展項目比預期早落成，「收樓日期」可能會較售樓說明書列出的預計關鍵日期為早。
- 收樓日期
  - 條例規定買賣合約須載有強制性條文，列明賣方須於買賣合約內列出的預計關鍵日期後的14日內，以書面為發展項目申請佔用文件、合格證明書，或地政總署署長的轉讓同意(視屬何種情況而定)。
    - 如發展項目屬地政總署預售樓花同意方案所規管，賣方須在合格證明書或地政總署署長的轉讓同意發出後的一個月內(以較早者為準)，就賣方有能力有效地轉讓有關物業一事，以書面通知買家；或
    - 如發展項目並非屬地政總署預售樓花同意方案所規管，賣方須在佔用文件(包括佔用許可證)發出後的六個月內，就賣方有能力有效地轉讓有關物業一事，以書面通知買家。
  - 條例規定買賣合約須載有強制性條文，列明有關物業的買賣須於賣方發出上述通知的日期的14日內完成。有關物業的買賣完成後，賣方將安排買家收樓事宜。

<sup>3</sup> 一般而言，「關鍵日期」指該項目符合批地文件的條件的日期，或該項目在遵照經批准的建築圖則的情況下或按照豁免證明書的發出的條件在各方面均屬完成的日期。有關詳情請參閱條例第2條。



# 1

## 一手住宅物業買家須知

### NOTES TO PURCHASERS OF FIRST-HAND RESIDENTIAL PROPERTIES

- 認可人士可批予在預計關鍵日期之後完成發展項目
  - 條例規定買賣合約須載有強制性條文，列明發展項目的認可人士可以在顧及純粹由以下一個或多於一個原因所導致的延遲後，批予在預計關鍵日期之後，完成發展項目：
    - 工人罷工或封閉工地；
    - 暴動或內亂；
    - 不可抗力或天災；
    - 火警或其他賣方所不能控制的意外；
    - 戰爭；或
    - 惡劣天氣。
  - 發展項目的認可人士可以按情況，多於一次批予延後預計關鍵日期以完成發展項目，即收樓日期可能延遲。
  - 條例規定買賣合約須載有強制性條文，列明賣方須於認可人士批予延期後的14日內，向買家提供有關延期證明書的文本。
- 如對收樓日期有任何疑問，可向賣方查詢。

#### 適用於一手已落成住宅物業

##### 16. 賣方資料表格

- 確保取得最近三個月內印製有關您擬購買的一手已落成住宅物業的「賣方資料表格」。

##### 17. 參觀物業

- 購置住宅物業前，確保已獲安排參觀您打算購置的住宅物業。倘參觀有關物業並非合理地切實可行，則應參觀與有關物業相若的物業，除非您以書面同意賣方無須開放與有關物業相若的物業供您參觀。您應仔細考慮，然後才決定是否簽署豁免上述規定的書面同意。
- 除非有關物業根據租約持有，或為確保物業參觀者的人身安全而須設定合理限制，您可以對該物業進行量度、拍照或拍攝影片。

任何與賣方銷售受條例所規管的一手住宅物業有關的投訴和查詢，請與一手住宅物業銷售監管局聯絡。

網址：www.srpa.gov.hk  
電話：2817 3313  
電郵：enquiry\_srpa@hd.gov.hk  
傳真：2219 2220

#### 其他相關聯絡資料：

##### 消費者委員會

網址：www.consumer.org.hk  
電話：2929 2222  
電郵：cc@consumer.org.hk  
傳真：2856 3611

##### 地產代理監管局

網址：www.eaa.org.hk  
電話：2111 2777  
電郵：enquiry@eaa.org.hk  
傳真：2598 9596

##### 香港地產建設商會

電話：2826 0111  
傳真：2845 2521

一手住宅物業銷售監管局

2023年3月

**This Note is issued by the Sales of First-hand Residential Properties Authority (SRPA) for the purpose of section 19(1) of the Residential Properties (First-hand Sales) Ordinance.**

### Notes to Purchasers of First-hand Residential Properties

You are advised to take the following steps before purchasing first-hand residential properties.

#### For all first-hand residential properties

##### 1. Important information

- Make reference to the materials available on the Sales of First-hand Residential Properties Electronic Platform (SRPE) ([www.srpe.gov.hk](http://www.srpe.gov.hk)) on the first-hand residential property market.
- Study the information on the website designated by the vendor for the development, including the sales brochure, price lists, documents containing the sales arrangements, and the register of transactions of a development.
- Sales brochure for a development will be made available to the general public at least 7 days immediately before a date of sale while price list and sales arrangements will be made available at least 3 days immediately before the date of sale.
- Information on transactions can be found on the register of transactions on the website designated by the vendor for the development and the SRPE.

##### 2. Fees, mortgage loan and property price

- Calculate the total expenses of the purchase, such as solicitors' fees, mortgage charges, insurance fees and stamp duties.
- Check with banks to find out if you will be able to obtain the needed mortgage loan, select the appropriate payment method and calculate the amount of the mortgage loan to ensure it is within your repayment ability.
- Check recent transaction prices of comparable properties for comparison.
- Check with the vendor or the estate agent the estimated management fee, the amount of management fee payable in advance (if any), special fund payable (if any), the amount of reimbursement of the deposits for water, electricity and gas (if any), and/or the amount of debris removal fee (if any) you have to pay to the vendor or the manager of the development.

##### 3. Price list, payment terms and other financial incentives

- Vendors may not offer to sell all the residential properties that are covered in a price list. To know which residential properties the vendors may offer to sell, pay attention to the sales arrangements which will be announced by the vendors at least 3 days before the relevant residential properties are offered to be sold.
- Pay attention to the terms of payment as set out in a price list. If there are discounts on the price, gift, or any financial advantage or benefit to be made available in connection with the purchase of the residential properties, such information will also be set out in the price list.

<sup>1</sup> The details of various mortgage loan plans include the requirements for mortgagors on minimum income level, the loan limit under the first mortgage and second mortgage, the maximum loan repayment period, the change of mortgage interest rate throughout the entire repayment period, and the payment of administrative fees.

- If you intend to opt for any mortgage loan plans offered by financial institutions specified by the vendor, before entering into a preliminary agreement for sale and purchase (PASP), you must study the details of various mortgage loan plans<sup>1</sup> as set out in the price list concerned. If you have any questions about these mortgage loan plans, you should check with the financial institutions concerned direct before entering into a PASP.

##### 4. Property area and its surroundings

- Pay attention to the area information in the sales brochure and price list, and price per square foot/metre in the price list. According to the Residential Properties (First-hand Sales) Ordinance (Cap. 621) (the Ordinance), vendors can only present the area and price per square foot and per square metre of a residential property using saleable area. Saleable area, in relation to a residential property, means the floor area of the residential property, and includes the floor area of every one of the following to the extent that it forms part of the residential property - (i) a balcony; (ii) a utility platform; and (iii) a verandah. The saleable area excludes the area of the following which forms part of the residential property - air-conditioning plant room; bay window; cockloft; flat roof; garden; parking space; roof; stairhood; terrace and yard.
- Floor plans of all residential properties in the development have to be shown in the sales brochure. In a sales brochure, floor plans of residential properties in the development must state the external and internal dimensions of each residential property<sup>2</sup>. The external and internal dimensions of residential properties as provided in the sales brochure exclude plaster and finishes. You are advised to note this if you want to buy furniture before handing over of the residential property.
- Visit the development site and get to know the surroundings of the property (including transportation and community facilities). Check town planning proposals and decisions which may affect the property. Take a look at the location plan, aerial photograph, outline zoning plan and cross-section plan that are provided in the sales brochure.

##### 5. Sales brochure

- Ensure that the sales brochure obtained is the latest version. According to the Ordinance, the sales brochure made available to the public should be printed or examined, or examined and revised within the previous 3 months.
- In respect of an uncompleted development, the vendor may alter the building plans (if any) whenever the vendor considers necessary. To know the latest information of an uncompleted development, keep paying attention to any revised sales brochures made available by the vendor.
- Read through the sales brochure and in particular, check the following information in the sales brochure -
  - whether there is a section on "relevant information" in the sales brochure, under which information on any matter that is known to the vendor but is not known to the general public, and is likely to materially affect the enjoyment of a residential property will be set out. Please note that information contained in a document that has been registered with the Land Registry will not be regarded as "relevant information";
  - the cross-section plan showing a cross-section of the building in relation to every street adjacent to the building, and the level of every such street in relation to a known datum and to the level of the lowest residential floor of the building. This will help you visualize the difference in height between the lowest residential floor of a building and the street level, regardless of how that lowest residential floor is named;
  - interior and exterior fittings and finishes and appliances;
  - the basis on which management fees are shared;

<sup>2</sup> According to section 10(2)(d) in Part 1 of Schedule 1 to the Ordinance, each of the floor plans of the residential properties in the development in the sales brochure must state the following –

- (i) the external dimensions of each residential property;
- (ii) the internal dimensions of each residential property;
- (iii) the thickness of the internal partitions of each residential property;
- (iv) the external dimensions of individual compartments in each residential property.

According to section 10(3) in Part 1 of Schedule 1 to the Ordinance, if any information required by section 10(2)(d) in Part 1 of Schedule 1 to the Ordinance is provided in the approved building plans for the development, a floor plan must state the information as so provided.

- whether individual owners have obligations or need to share the expenses for managing, operating and maintaining the public open space or public facilities inside or outside the development, and the location of the public open space or public facilities; and
- whether individual owners have responsibility to maintain slopes.

#### 6. Government land grant and deed of mutual covenant (DMC)

- Read the Government land grant and the DMC (or the draft DMC). Information such as ownership of the rooftop and external walls can be found in the DMC. The vendor will provide copies of the Government land grant and the DMC (or the draft DMC) at the place where the sale is to take place for free inspection by prospective purchasers.
- Check the Government land grant on whether individual owners are liable to pay Government rent.
- Check the DMC on whether animals can be kept in the residential property.

#### 7. Information on Availability of Residential Properties for Selection at Sales Office

- Check with the vendor which residential properties are available for selection. If a “consumption table” is displayed by the vendor at the sales office, you may check from the table information on the progress of sale on a date of sale, including which residential properties are offered for sale at the beginning of that date of sale and which of them have been selected and sold during that date of sale.
- Do not believe in rumours about the sales condition of the development and enter into a PASP rashly.

#### 8. Register of Transactions

- Pay attention to the register of transactions for a development. A vendor must, within 24 hours after entering into a PASP with a purchaser, enter transaction information of the PASP in the register of transactions. The vendor must, within 1 working day after entering into an agreement for sale and purchase (ASP), enter transaction information of the ASP in the register of transactions. Check the register of transactions for the concerned development to learn more about the sales condition of the development.
- Never take the number of registrations of intent or cashier orders a vendor has received for the purpose of registration as an indicator of the sales volume of a development. The register of transactions for a development is the most reliable source of information from which members of the public can grasp the daily sales condition of the development.

#### 9. Agreement for sale and purchase

- Ensure that the PASP and ASP include the mandatory provisions as required by the Ordinance.
- Pay attention that fittings, finishes and appliances to be included in the sale and purchase of the property are inserted in the PASP and ASP.
- Pay attention to the area plan annexed to the ASP which shows the total area which the vendor is selling to you. The total area which the vendor is selling to you is normally greater than the saleable area of the property.
- Pay attention to the vendor’s right to alter the building plans (if any) for an uncompleted development. The mandatory provisions to be incorporated in an ASP for uncompleted development as required by the Ordinance include a provision requiring the vendor to notify the purchaser in writing of such alteration if the same affects in any way the property within 14 days after its having been approved by the Building Authority.
- A preliminary deposit of **5%** of the purchase price is payable by you to the owner (i.e. the seller) on entering into a PASP.
- If you do not execute the ASP within **5 working days** (working day means a day that is not a general holiday or a Saturday or a black rainstorm warning day or gale warning day) after entering into the PASP, the PASP is terminated, the preliminary deposit (i.e. 5% of the purchase price) is forfeited, and the owner (i.e. the seller) does not have any further claim against you for not executing the ASP.
- If you execute the ASP within 5 working days after the signing of the PASP, the owner (i.e. the seller) must execute the ASP within 8 working days after entering into the PASP.

- The deposit should be made payable to the solicitors’ firm responsible for stakeholding purchasers’ payments for the property.

#### 10. Expression of intent of purchasing a residential property

- Note that vendors (including their authorized representative(s)) should not seek or accept any specific or general expression of intent of purchasing any residential property before the relevant price lists for such properties are made available to the public. You therefore should not make such an offer to the vendors or their authorized representative(s).
- Note that vendors (including their authorized representative(s)) should not seek or accept any specific expression of intent of purchasing a particular residential property before the sale of the property has commenced. You therefore should not make such an offer to the vendors or their authorized representative(s).

#### 11. Appointment of estate agent

- Note that if the vendor has appointed one or more than one estate agents to act in the sale of any specified residential property in the development, the price list for the development must set out the name of all the estate agents so appointed as at the date of printing of the price list.
- You may appoint any estate agent (not necessarily from those estate agency companies appointed by the vendor) to act in the purchase of any specified residential property in the development, and may also not appoint any estate agent to act on your behalf.
- Before you appoint an estate agent to look for a property, you should -
  - find out whether the agent will act on your behalf only. If the agent also acts for the vendor, he/she may not be able to protect your best interests in the event of a conflict of interest;
  - find out whether any commission is payable by you to the estate agent and, if so, its amount and the time of payment; and
  - note that only licensed estate agents or salespersons may accept your appointment. If in doubt, you should request the estate agent or salespersons to produce his/her Estate Agent Card, or check the Licence List on the Estate Agents Authority website: [www.eaa.org.hk](http://www.eaa.org.hk).

#### 12. Appointment of solicitor

- Consider appointing your own solicitor to protect your interests. If the solicitor also acts for the vendor, he/she may not be able to protect your best interests in the event of a conflict of interest.
- Compare the charges of different solicitors.

#### For first-hand uncompleted residential properties

#### 13. Pre-sale Consent

- For uncompleted residential property under the Lands Department Consent Scheme, seek confirmation from the vendor whether the “Pre-sale Consent” has been issued by the Lands Department for the development.

#### 14. Show flats

- While the vendor is not required to make any show flat available for viewing by prospective purchasers or the general public, if the vendor wishes to make available show flats of a specified residential property, the vendor must first of all make available an unmodified show flat of that residential property and that, having made available such unmodified show flat, the vendor may then make available a modified show flat of that residential property. In this connection, the vendor is allowed to make available more than one modified show flat of that residential property.
- If you visit the show flats, you should always look at the unmodified show flats for comparison with the modified show flats. That said, the Ordinance does not restrict the discretion of the vendor in arranging the sequence of the viewing of unmodified and modified show flats.



- Sales brochure of the development should have been made available to the public when the show flat is made available for viewing. You are advised to get a copy of the sales brochure and make reference to it when viewing the show flats.
- You may take measurements in modified and unmodified show flats, and take photographs or make video recordings of unmodified show flats, subject to reasonable restriction(s) which may be set by the vendor for ensuring safety of the persons viewing the show flat.

### For first-hand uncompleted residential properties and completed residential properties pending compliance

#### 15. Estimated material date and handing over date

- Check the estimated material date<sup>3</sup> for the development in the sales brochure.
  - The estimated material date for a development in the sales brochure is not the same as the date on which a residential property is handed over to purchaser. The latter is normally later than the former. However, the handing over date may be earlier than the estimated material date set out in the sales brochure in case of earlier completion of the development.
- Handing over date
  - The mandatory provisions to be incorporated in an ASP as required by the Ordinance include a provision requiring the vendor to apply in writing for an Occupation Document/a Certificate of Compliance or the Director of Lands' Consent to Assign (as the case may be) in respect of the development within 14 days after the estimated material date as stipulated in the ASP.
    - For development subject to the Lands Department Consent Scheme, the vendor is required to notify the purchaser in writing that the vendor is in a position validly to assign the property within one month after the issue of the Certificate of Compliance or the Consent to Assign, whichever first happens; or
    - For development not subject to the Lands Department Consent Scheme, the vendor is required to notify the purchaser in writing that the vendor is in a position validly to assign the property within 6 months after the issue of the Occupation Document including Occupation Permit.
  - The mandatory provisions to be incorporated in an ASP as required by the Ordinance include a provision requiring completion of the sale and purchase within 14 days after the date of the notification aforesaid. Upon completion, the vendor shall arrange handover of the property to the purchaser.
- Authorized Person (AP) may grant extension(s) of time for completion of the development beyond the estimated material date.
  - The mandatory provisions to be incorporated in an ASP as required by the Ordinance include a provision that the AP of a development may grant an extension of time for completion of the development beyond the estimated material date having regard to delays caused exclusively by any one or more of the following reasons:
    - strike or lock-out of workmen;
    - riots or civil commotion;
    - force majeure or Act of God;
    - fire or other accident beyond the vendor's control;
    - war; or
    - inclement weather.
  - The AP may grant more than once such an extension of time depending on the circumstances. That means handover of the property may be delayed.

- The mandatory provisions to be incorporated in an ASP as required by the Ordinance also include a provision requiring the vendor to, within 14 days after the issue of an extension of time granted by the AP, furnish the purchaser with a copy of the relevant certificate of extension.
- Ask the vendor if there are any questions on handing over date.

### For first-hand completed residential properties

#### 16. Vendor's information form

- Ensure that you obtain the "vendor's information form(s)" printed within the previous 3 months in relation to the residential property/properties you intend to purchase.

#### 17. Viewing of property

- Ensure that, before you purchase a residential property, you are arranged to view the residential property that you would like to purchase or, if it is not reasonably practicable to view the property in question, a comparable property in the development, unless you agree in writing that the vendor is not required to arrange such a comparable property for viewing for you. You are advised to think carefully before signing any waiver.
- You may take measurements, take photographs or make video recordings of the property, unless the property is held under a tenancy or reasonable restriction(s) is/are needed to ensure safety of the persons viewing the property.

### For complaints and enquiries relating to the sales of first-hand residential properties by the vendors which the Ordinance applies, please contact the Sales of First-hand Residential Properties Authority -

Website	: www.srpa.gov.hk
Telephone	: 2817 3313
Email	: enquiry_srpa@hd.gov.hk
Fax	: 2219 2220

#### Other useful contacts:

<b>Consumer Council</b>	
Website	: www.consumer.org.hk
Telephone	: 2929 2222
Email	: cc@consumer.org.hk
Fax	: 2856 3611

<b>Estate Agents Authority</b>	
Website	: www.eaa.org.hk
Telephone	: 2111 2777
Email	: enquiry@eaa.org.hk
Fax	: 2598 9596

<b>Real Estate Developers Association of Hong Kong</b>	
Telephone	: 2826 0111
Fax	: 2845 2521

<sup>3</sup> Generally speaking, "material date" means the date on which the conditions of the land grant are complied with in respect of the development, or the date on which the development is completed in all respects in compliance with the approved building plans or the conditions subject to which the certificate of exemption is issued. For details, please refer to section 2 of the Ordinance.



# 2

## 發展項目的資料

### INFORMATION ON THE DEVELOPMENTS

**發展項目名稱：**

藍塘道 23-39

**發展項目所位於的街道的名稱：**

藍塘道

**由差餉物業估價署署長為識別發展項目的目的而編配的街道門牌號數：**

23,25,27,29,31,33,35,37 及 39 號

**每幢多單位建築物的樓層總數：**

3

**發展項目的經批准的建築圖則所規定的每幢多單位建築物內的樓層號數：**

地下, 一樓, 二樓, 天台, 上層天台

**每幢有不依連續次序的多單位建築物內被略去的樓層號數：**

不適用

**每幢多單位建築物內的庇護層：**

沒有

**Name of the Development:**

23-39 Blue Pool Road

**Name of the street at which the Development is situated:**

Blue Pool Road

**Street number allocated by the Commissioner of Rating and Valuation for the purpose of distinguishing the Development:**

No. 23, 25, 27, 29, 31, 33, 35, 37 & 39

**Number of storeys of each multi-unit building:**

3

**Floor numbering in each multi-unit building as provided in the approved building plans for the Development:**

G/F, 1/F, 2/F, R/F, Upper Roof

**Omitted floor numbers in each multi-unit building in which the floor numbering is not in consecutive order:**

Nil

**Refuge Floors of each multi-unit building:**

Nil

# 3

## 賣方及有參與發展項目的其他人的資料

### INFORMATION ON VENDOR AND OTHERS INVOLVED IN THE DEVELOPMENT

#### 賣方\*:

樂古有限公司

藍塘道29號B單位(亦稱為7號屋B單位)、藍塘道33號A單位(亦稱為5號屋A單位)、藍塘道33號B單位(亦稱為5號屋B單位)、藍塘道35號A單位(亦稱為3號屋A單位)、藍塘道39號B單位(亦稱為1號屋B單位)

Rich Town Ventures Limited

藍塘道25號B單位(亦稱為9號屋B單位)

City Lead Ventures Limited

藍塘道35號B單位(亦稱為3號屋B單位)

Master Pathway Limited

藍塘道31號A單位(亦稱為6號屋A單位)、藍塘道31號B單位(亦稱為6號屋B單位)

Ridge Eagle Limited

藍塘道23號A單位(亦稱為10號屋A單位)、藍塘道23號B單位(亦稱為10號屋B單位)

#### 賣方的控權公司:

就樂古有限公司:

恒隆集團有限公司

恒隆地產有限公司

Spring Investments Limited

Newhart Investments Limited

就Rich Town Ventures Limited, City Lead Ventures Limited及Master Pathway Limited:

恒隆集團有限公司

恒隆地產有限公司

Newhart Investments Limited

就Ridge Eagle Limited:

恒隆集團有限公司

恒隆地產有限公司

Newhart Investments Limited

Mastering Global Limited

#### 發展項目的認可人士，如發展項目的認可人士以其專業身分擔任某商號或法團的經營人、董事或僱員，該商號或法團:

呂元祥建築師事務所(香港)有限公司之呂元祥博士

#### 發展項目的承建商:

泰昇建築工程有限公司

#### 就發展項目中的住宅物業出售而代表賣方行事的律師事務所名稱:

孖士打律師行

#### 已為發展項目的建造提供貸款或已承諾為該項建造提供融資的認可機構:

不適用

#### 已為發展項目的建造貸款的任何其他人:

恒隆地產融資有限公司

#### Vendor\*:

Lockoo Limited

Unit B, No.29 Blue Pool Road (also known as Unit B, House 7); Unit A, No.33 Blue Pool Road (also known as Unit A, House 5); Unit B, No.33 Blue Pool Road (also known as Unit B, House 5); Unit A, No.35 Blue Pool Road (also known as Unit A, House 3); and Unit B, No.39 Blue Pool Road (also known as Unit B, House 1))

Rich Town Ventures Limited

Unit B, No.25 Blue Pool Road (also known as Unit B, House 9)

City Lead Ventures Limited

Unit B, No.35 Blue Pool Road (also known as Unit B, House 3)

Master Pathway Limited

Unit A, No.31 Blue Pool Road (also known as Unit A, House 6); and Unit B, No.31 Blue Pool Road (also known as Unit B, House 6)

Ridge Eagle Limited

Unit A, No.23 Blue Pool Road (also known as Unit A, House 10); and Unit B, No.23 Blue Pool Road (also known as Unit B, House 10)

#### Holding Company of the Vendor:

In respect of Lockoo Limited:

Hang Lung Group Limited

Hang Lung Properties Limited

Spring Investments Limited

Newhart Investments Limited

In respect of Rich Town Ventures Limited, City Lead Ventures Limited and Master Pathway Limited:

Hang Lung Group Limited

Hang Lung Properties Limited

Newhart Investments Limited

In respect of Ridge Eagle Limited:

Hang Lung Group Limited

Hang Lung Properties Limited

Newhart Investments Limited

Mastering Global Limited

#### Authorized Person and the firm or corporation of which an authorized person for the Development is a proprietor, director or employee in his or her professional capacity:

Dr. Ronald Lu of Ronald Lu & Partners (Hong Kong) Ltd

#### Building Contractor for the Development:

Tysan Building Construction Company Ltd.

#### Solicitors acting for the Vendor for the sale of residential properties in the Development:

Mayer Brown

#### Authorized institution that has made a loan, or has undertaken to provide finance for the construction of the Development:

Not Applicable

#### Any other person who has made a loan for the construction of the Development:

HLP Treasury Limited

## 3

## 賣方及有參與發展項目的其他人的資料

## INFORMATION ON VENDOR AND OTHERS INVOLVED IN THE DEVELOPMENT

## \*備註：

- (A) 根據以下轉讓契：
- (1) 一份日期為2019年4月17日的轉讓契，樂古有限公司將發展項目藍塘道25號B單位(亦稱為9號屋B單位)包括露台、庭院、梯屋、毗鄰的平台、上蓋天台及附屬2個泊車位轉讓予Rich Town Ventures Limited;
  - (2) 一份日期為2019年4月17日的轉讓契，樂古有限公司將發展項目藍塘道35號B單位(亦稱為3號屋B單位)包括露台、庭院、梯屋、毗鄰的平台、上蓋天台及附屬2個泊車位轉讓予City Lead Ventures Limited;
  - (3) 一份日期為2020年7月23日的轉讓契，樂古有限公司將：
    - (i) 發展項目藍塘道31號A單位(亦稱為6號屋A單位)包括露台、庭院、梯屋、毗鄰的平台、上蓋天台及附屬2個泊車位轉讓予Master Pathway Limited; 及
    - (ii) 發展項目藍塘道31號B單位(亦稱為6號屋B單位)包括露台、庭院、梯屋、毗鄰的平台、上蓋天台及附屬2個泊車位轉讓予Master Pathway Limited。及
  - (4) 一份日期為2022年10月19日的轉讓契，樂古有限公司將：
    - (i) 藍塘道23號A單位(亦稱為10號屋A單位)包括露台、庭院、梯屋、毗鄰的平台、上蓋天台及附屬2個泊車位轉讓予Ridge Eagle Limited; 及
    - (ii) 藍塘道23號B單位(亦稱為10號屋B單位)包括露台、庭院、梯屋、毗鄰的平台、上蓋天台及附屬2個泊車位轉讓予Ridge Eagle Limited;。
- (B) 樂古有限公司保留為發展項目：
- 藍塘道29號B單位(亦稱為7號屋B單位)包括露台、庭院、梯屋、毗鄰的平台、上蓋天台及附屬2個泊車位;
  - 藍塘道33號A單位(亦稱為5號屋A單位)包括露台、庭院、梯屋、毗鄰的平台、上蓋天台及附屬2個泊車位;
  - 藍塘道33號B單位(亦稱為5號屋B單位)包括露台、庭院、梯屋、毗鄰的平台、上蓋天台及附屬2個泊車位;
  - 藍塘道35號A單位(亦稱為3號屋A單位)包括露台、庭院、梯屋、毗鄰的平台、上蓋天台及附屬2個泊車位; 及
  - 藍塘道39號B單位(亦稱為1號屋B單位)包括露台、庭院、梯屋、毗鄰的平台、上蓋天台及附屬2個泊車位
- 的註冊擁有人。
- (C) Rich Town Ventures Limited, City Lead Ventures Limited, Master Pathway Limited 及 Ridge Eagle Limited 為樂古有限公司根據《一手住宅物業銷售條例》(香港法例第621章)定義的有聯繫法團。

## \*Remarks :

- (A) Pursuant to the following assignments:
- (1) an assignment dated 17 April 2019, Lockoo Limited assigned to Rich Town Ventures Limited Unit B, No.25 Blue Pool Road (also known as Unit B, House 9) including balconies, yard, stairhood, flat roof(s) adjacent thereto, roof(s) thereabove and 2 Car Parking Spaces appertaining thereto of the Development;
  - (2) an assignment dated 17 April 2019, Lockoo Limited assigned to City Lead Ventures Limited Unit B, No.35 Blue Pool Road (also known as Unit B, House 3) including balconies, yard, stairhood, flat roof(s) adjacent thereto, roof(s) thereabove and 2 Car Parking Spaces appertaining thereto of the Development;
  - (3) an assignment dated 23 July 2020, Lockoo Limited assigned to Master Pathway Limited:
    - (i) Unit A, No.31 Blue Pool Road (also known as Unit A, House 6) including balconies, yard, stairhood, flat roof(s) adjacent thereto, roof(s) thereabove and 2 Car Parking Spaces appertaining thereto of the Development; and
    - (ii) Unit B, No.31 Blue Pool Road (also known as Unit B, House 6) including balconies, yard, stairhood, flat roof(s) adjacent thereto, roof(s) thereabove and 2 Car Parking Spaces appertaining thereto of the Development; and
  - (4) an assignment dated 19 October 2022, Lockoo Limited assigned to Ridge Eagle Limited:
    - (i) Unit A, No.23 Blue Pool Road (also known as Unit A, House 10) including balconies, yard, stairhood, flat roof(s) adjacent thereto, roof(s) thereabove and 2 Car Parking Spaces appertaining thereto of the Development; and
    - (ii) Unit B, No.23 Blue Pool Road (also known as Unit B, House 10) including balconies, yard, stairhood, flat roof(s) adjacent thereto, roof(s) thereabove and 2 Car Parking Spaces appertaining thereto of the Development;.
- (B) Lockoo Limited remains the registered owner of:
- Unit B, No.29 Blue Pool Road (also known as Unit B, House 7) including balconies, yard, stairhood, flat roof(s) adjacent thereto, roof(s) thereabove and 2 Car Parking Spaces appertaining thereto of the Development;
  - Unit A, No.33 Blue Pool Road (also known as Unit A, House 5) including balconies, yard, stairhood, flat roof(s) adjacent thereto, roof(s) thereabove and 2 Car Parking Spaces appertaining thereto of the Development;
  - Unit B, No.33 Blue Pool Road (also known as Unit B, House 5) including balconies, yard, stairhood, flat roof(s) adjacent thereto, roof(s) thereabove and 2 Car Parking Spaces appertaining thereto of the Development;
  - Unit A, No.35 Blue Pool Road (also known as Unit A, House 3) including balconies, yard, stairhood, flat roof(s) adjacent thereto, roof(s) thereabove and 2 Car Parking Spaces appertaining thereto of the Development; and
  - Unit B, No.39 Blue Pool Road (also known as Unit B, House 1) including balconies, yard, stairhood, flat roof(s) adjacent thereto, roof(s) thereabove and 2 Car Parking Spaces appertaining thereto of the Development.
- (C) Rich Town Ventures Limited, City Lead Ventures Limited, Master Pathway Limited and Ridge Eagle Limited are associate corporations to Lockoo Limited under the Residential Properties (First-hand Sales) Ordinance (Cap. 621 of the Laws of Hong Kong).

## 4

## 有參與發展項目的各方的關係

## RELATIONSHIP BETWEEN PARTIES INVOLVED IN THE DEVELOPMENT

(a)	賣方或有關發展項目的承建商屬個人，並屬該項目的認可人士的家人；	不適用
(b)	賣方或該項目的承建商屬合夥，而該賣方或承建商的合夥人屬上述認可人士的家人；	不適用
(c)	賣方或該項目的承建商屬法團，而該賣方或承建商(或該賣方的控權公司)的董事或秘書屬上述認可人士的家人；	否
(d)	賣方或該項目的承建商屬個人，並屬上述認可人士的有聯繫人士的家人；	不適用
(e)	賣方或該項目的承建商屬合夥，而該賣方或承建商的合夥人屬上述認可人士的有聯繫人士的家人；	不適用
(f)	賣方或該項目的承建商屬法團，而該賣方或承建商(或該賣方的控權公司)的董事或秘書屬上述認可人士的有聯繫人士的家人	否
(g)	賣方或該項目的承建商屬個人，並屬就該項目內的住宅物業的出售代表擁有人行事的律師事務所行事的經營人的家人；	不適用
(h)	賣方或該項目的承建商屬合夥，而該賣方或承建商的合夥人屬就該項目內的住宅物業的出售代表擁有人行事的律師事務所行事的經營人的家人；	不適用
(i)	賣方或該項目的承建商屬法團，而該賣方或承建商(或該賣方的控權公司)的董事或秘書屬上述律師事務所的經營人的家人；	否
(j)	賣方、賣方的控權公司或有關發展項目的承建商屬私人公司，而該項目的認可人士或該認可人士的有聯繫人士持有該賣方、控權公司或承建商最少10%的已發行股份；	否
(k)	賣方、賣方的控權公司或該項目的承建商屬上市公司，而上述認可人士或上述有聯繫人士持有該賣方、控權公司或承建商最少1%的已發行股份；	否
(l)	賣方或該項目的承建商屬法團，而上述認可人士或上述有聯繫人士屬該賣方或承建商或該賣方的控權公司的僱員、董事或秘書；	否
(m)	賣方或該項目的承建商屬合夥，而上述認可人士或上述有聯繫人士屬該賣方或承建商的僱員；	不適用
(n)	賣方、賣方的控權公司或該項目的承建商屬私人公司，而就該項目中的住宅物業的出售而代表擁有人行事的律師事務所的經營人持有該賣方、控權公司或承建商最少10%的已發行股份；	否
(o)	賣方、賣方的控權公司或該項目的承建商屬上市公司，而上述律師事務所的經營人持有該賣方、控權公司或承建商最少1%的已發行股份；	否
(p)	賣方或該項目的承建商屬法團，而上述律師事務所的經營人屬該賣方或承建商或該賣方的控權公司的僱員、董事或秘書；	否
(q)	賣方或該項目的承建商屬合夥，而上述律師事務所的經營人屬該賣方或承建商的僱員；	不適用

(r)	賣方或該項目的承建商屬法團，而該項目的認可人士以其專業身份擔任董事或僱員的法團為該賣方或承建商或該賣方的控權公司的有聯繫法團；	否
(s)	賣方或該項目的承建商屬法團，而該承建商屬該賣方或該賣方的控權公司的有聯繫法團。	否



## 4

## 有參與發展項目的各方的關係

## RELATIONSHIP BETWEEN PARTIES INVOLVED IN THE DEVELOPMENT

(a)	The Vendor or a building contractor for the Development is an individual, and that Vendor or contractor is an immediate family member of an Authorized Person for the Development;	Not Applicable
(b)	The Vendor or a building contractor for the Development is a partnership, and a partner of that Vendor or contractor is an immediate family member of such an Authorized Person;	Not Applicable
(c)	The Vendor or a building contractor for the Development is a corporation, and a director or the secretary of that Vendor or contractor (or a holding company of that Vendor) is an immediate family member of such an Authorized Person;	No
(d)	The Vendor or a building contractor for the Development is an individual, and that Vendor or contractor is an immediate family member of an associate of such an Authorized Person;	Not Applicable
(e)	The Vendor or a building contractor for the Development is a partnership, and a partner of that Vendor or contractor is an immediate family member of an associate of such an Authorized Person;	Not Applicable
(f)	The Vendor or a building contractor for the Development is a corporation, and a director or the secretary of that Vendor or contractor (or a holding company of that Vendor) is an immediate family member of an associate of such an Authorized Person;	No
(g)	The Vendor or a building contractor for the Development is an individual, and that Vendor or contractor is an immediate family member of a proprietor of a firm of solicitors acting for the owner in relation to the sale of residential properties in the Development;	Not Applicable
(h)	The Vendor or a building contractor for the Development is a partnership, and a partner of that Vendor or contractor is an immediate family member of a proprietor of a firm of solicitors acting for the owner in relation to the sale of residential properties in the Development;	Not Applicable
(i)	The Vendor or a building contractor for the Development is a corporation, and a director or the secretary of that Vendor or contractor (or a holding company of that Vendor) is an immediate family member of a proprietor of such a firm of solicitors;	No
(j)	The Vendor, a holding company of the Vendor, or a building contractor for the Development, is a private company, and an Authorized Person for the Development, or an associate of such an Authorized Person, holds at least 10% of the issued shares in the Vendor, holding company or contractor;	No
(k)	The Vendor, a holding company of the Vendor, or a building contractor for the Development, is a listed company, and such an Authorized Person, or such an associate, holds at least 1% of the issued shares in that Vendor, holding company or contractor;	No
(l)	The Vendor or a building contractor for the Development is a corporation, and such an Authorized Person, or such an associate, is an employee, director or secretary of that Vendor or contractor or of a holding company of that Vendor;	No
(m)	The Vendor or a building contractor for the Development is a partnership, and such an Authorized Person, or such an associate, is an employee of that Vendor or contractor;	Not Applicable
(n)	The Vendor, a holding company of the Vendor, or a building contractor for the Development, is a private company, and a proprietor of a firm of solicitors acting for the owner in relation to the sale of residential properties in the Development holds at least 10% of the issued shares in that Vendor, holding company or contractor;	No
(o)	The Vendor, a holding company of the Vendor, or a building contractor for the Development, is a listed company, and a proprietor of such a firm of solicitors holds at least 1% of the issued shares in that Vendor, holding company or contractor;	No

(p)	The Vendor or a building contractor for the Development is a corporation, and a proprietor of such a firm of solicitors is an employee, director or secretary of that Vendor or contractor or of a holding company of that Vendor;	No
(q)	The Vendor or a building contractor for the Development is a partnership, and a proprietor of such a firm of solicitors is an employee of that Vendor or contractor;	Not Applicable
(r)	The Vendor or a building contractor for the Development is a corporation, and the corporation of which an Authorized Person for the Development is a director or employee in his or her professional capacity is an associate corporation of that Vendor or contractor or of a holding company of that Vendor;	No
(s)	The Vendor or a building contractor for the Development is a corporation, and that contractor is an associate corporation of that Vendor or of a holding company of that Vendor.	No

發展項目沒有構成圍封牆的一部份的非結構的預製外牆。

There is no non-structural prefabricated external walls forming part of the enclosing wall in the Development.

發展項目有構成圍封牆的一部份的幕牆。

There are curtain walls forming part of the enclosing wall in the Development.

每幢建築物幕牆的厚度範圍為130毫米至250毫米。

The range of thickness of curtain wall of each building is 130 to 250mm.

每個住宅物業的幕牆的總面積表

Schedule of total area of the curtain walls of each residential property

住宅物業的描述* Description of Residential Property*	每個住宅物業的幕牆總面積 (平方米) Total Area of Curtain Walls of each residential property(sq. metre)
藍塘道23號A單位 Unit A, No. 23 Blue Pool Road	10.153
藍塘道23號B單位 Unit B, No. 23 Blue Pool Road	10.358
藍塘道25號A單位 Unit A, No. 25 Blue Pool Road	10.153
藍塘道25號B單位 Unit B, No. 25 Blue Pool Road	10.358
藍塘道27號A單位 Unit A, No. 27 Blue Pool Road	10.153
藍塘道27號B單位 Unit B, No. 27 Blue Pool Road	10.358
藍塘道29號A單位 Unit A, No. 29 Blue Pool Road	10.153
藍塘道29號B單位 Unit B, No. 29 Blue Pool Road	10.358
藍塘道31號A單位 Unit A, No. 31 Blue Pool Road	10.153
藍塘道31號B單位 Unit B, No. 31 Blue Pool Road	10.358
藍塘道33號A單位 Unit A, No. 33 Blue Pool Road	10.153
藍塘道33號B單位 Unit B, No. 33 Blue Pool Road	10.358
藍塘道35號A單位 Unit A, No. 35 Blue Pool Road	10.153
藍塘道35號B單位 Unit B, No. 35 Blue Pool Road	10.358
藍塘道37號A單位 Unit A, No. 37 Blue Pool Road	10.153
藍塘道37號B單位 Unit B, No. 37 Blue Pool Road	10.358
藍塘道39號A單位 Unit A, No. 39 Blue Pool Road	10.153
藍塘道39號B單位 Unit B, No. 39 Blue Pool Road	10.358

\*備注: 於經批准圖則中,每個住宅物業亦有於下列右邊表格縱行所示的相應描述。

\*Remarks: Each residential property also has the corresponding description under the approved building plans as stated in the column on the right side in the table below

藍塘道23號A單位 Unit A, No. 23 Blue Pool Road	10號屋A單位 Unit A, House 10
藍塘道23號B單位 Unit B, No. 23 Blue Pool Road	10號屋B單位 Unit B, House 10
藍塘道25號A單位 Unit A, No. 25 Blue Pool Road	9號屋A單位 Unit A, House 9
藍塘道25號B單位 Unit B, No. 25 Blue Pool Road	9號屋B單位 Unit B, House 9
藍塘道27號A單位 Unit A, No. 27 Blue Pool Road	8號屋A單位 Unit A, House 8
藍塘道27號B單位 Unit B, No. 27 Blue Pool Road	8號屋B單位 Unit B, House 8
藍塘道29號A單位 Unit A, No. 29 Blue Pool Road	7號屋A單位 Unit A, House 7
藍塘道29號B單位 Unit B, No. 29 Blue Pool Road	7號屋B單位 Unit B, House 7
藍塘道31號A單位 Unit A, No. 31 Blue Pool Road	6號屋A單位 Unit A, House 6
藍塘道31號B單位 Unit B, No. 31 Blue Pool Road	6號屋B單位 Unit B, House 6
藍塘道33號A單位 Unit A, No. 33 Blue Pool Road	5號屋A單位 Unit A, House 5
藍塘道33號B單位 Unit B, No. 33 Blue Pool Road	5號屋B單位 Unit B, House 5
藍塘道35號A單位 Unit A, No. 35 Blue Pool Road	3號屋A單位 Unit A, House 3
藍塘道35號B單位 Unit B, No. 35 Blue Pool Road	3號屋B單位 Unit B, House 3
藍塘道37號A單位 Unit A, No. 37 Blue Pool Road	2號屋A單位 Unit A, House 2
藍塘道37號B單位 Unit B, No. 37 Blue Pool Road	2號屋B單位 Unit B, House 2
藍塘道39號A單位 Unit A, No. 39 Blue Pool Road	1號屋A單位 Unit A, House 1
藍塘道39號B單位 Unit B, No. 39 Blue Pool Road	1號屋B單位 Unit B, House 1

# 6

## 物業管理的資料

### INFORMATION ON PROPERTY MANAGEMENT

---

於本售樓說明書編制時根據公契的最新擬稿獲委任的管理人：

第一太平戴維斯物業管理有限公司

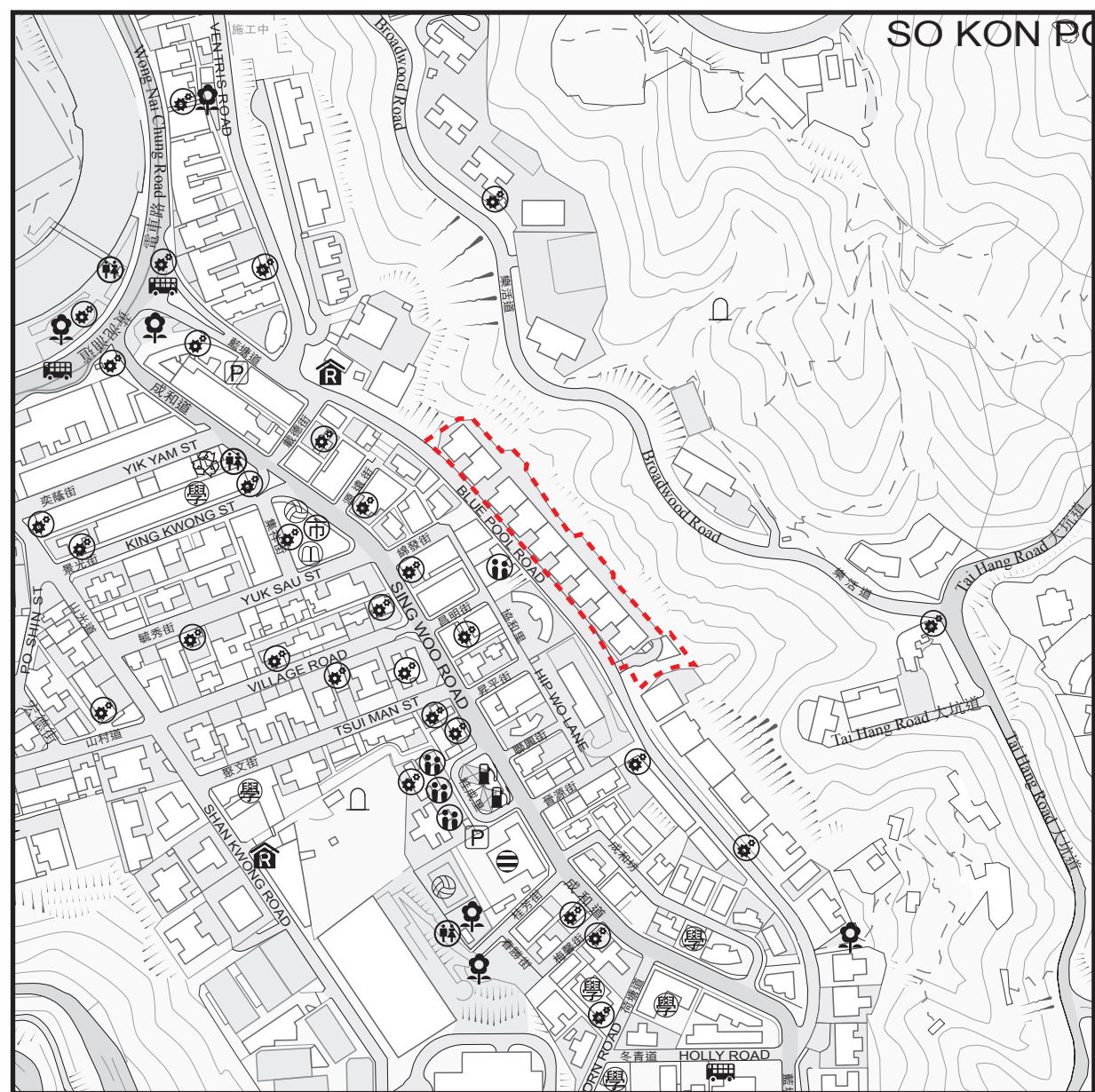
**The manager to be appointed under the latest draft deed of mutual covenant as at the date on which this sales brochure is printed:**

Savills Property Management Limited


# 7

## 發展項目的所在位置圖
















### LOCATION PLAN OF THE DEVELOPMENT



Scale 比例 0 50 100 150 200 250M米

 發展項目的所在位置  
Location of the Development

#### 圖例 Legends

-  圖書館 A library
-  油站 A petrol filling station
-  墳場 A cemetery
-  垃圾收集站 A refuse collection point
-  市場 (包括濕貨市場及批發市場) A market (including a wet market and a wholesale market)
-  警署 A police station
-  公眾停車場 (包括貨車停泊處) A public carpark (including a lorry park)
-  公廁 A public convenience
-  公共交通總站 (包括鐵路車站) A public transport terminal (including a rail station)
-  公用事業設施裝置 A public utility installation
-  宗教場所 (包括教堂、廟宇及祠堂) A religious institution (including a church, a temple and a Tsz Tong)
-  學校 (包括幼稚園) A school (including a kindergarten)
-  社會福利設施 (包括老人中心及弱智人士護理院)  
Social welfare facilities (including an elderly centre and a home for the mentally disabled)
-  體育設施 (包括運動場及游泳池) Sports facilities (including a sports ground and a swimming pool)
-  公園 A public park

#### 於發展項目的所在位置圖中未能顯示之街道全名:

#### Street Names not shown in full in the location plan of the Development:

藍塘道 Blue Pool Road	綿發街 Min Fat Street	春勝街 Chun Shing Street
樂活道 Broadwood Road	昌明街 Cheong Ming Street	桂芳街 Kwai Fong Street
成和道 Sing Woo Road	昇平街 Shing Ping Street	桂成里 Kwai Sing Lane
梅馨街 Mui Hing Street	聯興街 Lun Hing Street	集祥街 Tsap Tseung Street
載德街 Tsoi Tak Street	晉源街 Tsun Yuen Street	雲地利道 Ventris Road
源遠街 Yuen Yuen Street	普善街 Po Shin Street	
成和坊 Sing Woo Crescent	宏德街 Wang Tak Street	

#### 備註 Remarks:

由於發展項目的邊界不規則的技術問題，此位置圖所顯示的範圍超過《一手住宅物業銷售條例》所規定的範圍。

Due to technical reasons that the boundary of the Development is irregular, this location plan may show more than the area required under the Residential Properties (First-hand Sales) Ordinance.

賣方建議準買方到該發展地盤作實地考察，以對該發展項目，其周邊地區環境及附近的公共設施有較佳了解。

The vendor advises prospective purchasers to conduct an on-site visit for a better understanding of the Development, its surrounding environment and the public facilities nearby.

#### 資料來源 Source of Information :

測繪圖編號11-SE-C，修訂日期 2023年11月21日。測繪圖編號11-SW-D，修訂日期2024年1月31日。  
Survey sheet No. 11-SE-C dated 21 November 2023. Survey sheet No. 11-SW-D dated 31 January 2024.

位置圖版權屬香港特區政府，經地政總署准許複印，版權特許編號122/2017。


The location plan reproduced with permission of the Director of Lands. The Government of Hong Kong SAR Licence No. 122/2017.



# 8

## 發展項目的鳥瞰照片

### AERIAL PHOTOGRAPH OF THE DEVELOPMENT



This blank area falls outside the coverage of the aerial photograph.  
此空白範圍不為本鳥瞰照片所覆蓋。

● 發展項目的位置  
Location of the Development

摘錄自地政總署測繪於 2021 年 1 月 6 日 6,900 呎飛行高度拍攝之鳥瞰照片，編號為 E119007C。  
Adopted from part of the aerial photo taken by the Survey and Mapping Office of the Lands Department at a flying height 6,900 feet. Photo No. E119007C, dated 6 Jan 2021.

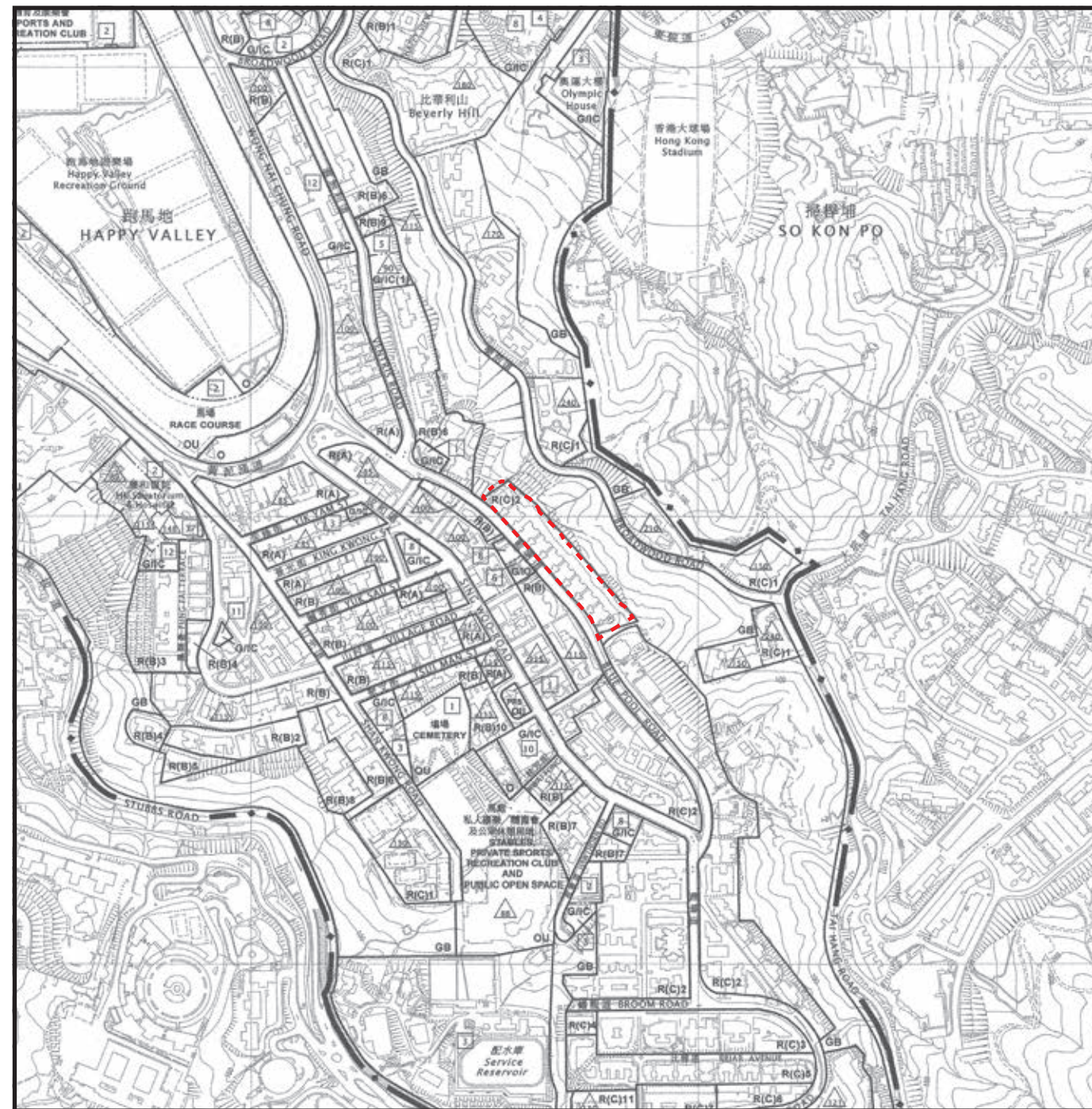
備註 Note:

由於發展項目的邊界不規則的技術問題，此鳥瞰照片所顯示的範圍超過《一手住宅物業銷售條例》所規定的範圍。  
Due to technical reason that the boundary of the Development is irregular, the aerial photograph has shown more than the area required under the Residential Properties (First-hand Sales) Ordinance.

「香港特別行政區政府地政總署測繪版權所有未經許可不得複製」

“Survey and Mapping Office, Lands Development, The Government of HKSAR © Copyright reserved - reproduction by permission only”





Scale 比例 0 100 200 300 400 500米

發展項目的所在位置  
Location of the Development

#### 圖例 NOTATION

##### 地帶 ZONES

- C 商業 Commercial
- R(A) 住宅(甲類) Residential (Group A)
- R(B) 住宅(乙類) Residential (Group B)
- R(C) 住宅(丙類) Residential (Group C)
- G/IC 政府、機構或社區 Government, Institution or Community
- O 休憩用地 Open Space
- OU 其他指定用途 Other Specified Uses
- GB 綠化地帶 Green Belt

##### 交通 COMMUNICATIONS

- 鐵路及車站(地下) Railway and Station (Underground)
- 主要道路及路口 Major Road and Junction
- 高架道路 Elevated Road

##### 其他 MISCELLANEOUS

- 規劃範圍界線 Boundary of Planning Scheme
- 建築物高度管制區界線 Building Height Control Zone Boundary
- △ 最高建築物高度(在主水平基準上若干米)  
Maximum Building Height (In Metres Above Principal Datum)
- 最高建築物高度(樓層數目) Maximum Building Height (In Number of Storeys)
- PFS 加油站 Petrol Filling Station
- 非建築用地 Non-Building Area

##### 按照城市規劃條例第7條展示的修訂

##### Amendments Exhibited Under Section 7 of the Town Planning Ordinance

- 修訂項目 A1 項 Amendment Item A1
- 修訂項目 A2 項 Amendment Item A2

##### 備註 Note:

由於發展項目的邊界不規則的技術原因，此分區計劃大綱圖所顯示的範圍可能超過《一手住宅物業銷售條例》的規定。  
Due to technical reasons that the boundary of the Development is irregular, this Outline Zoning Plan may have shown more than the area required under the Residential Properties (First - hand Sales) Ordinance.

摘錄自2020年12月4日刊憲之黃泥涌(港島規劃區第7區)分區計劃大綱圖-編號S/H7/21。  
The extract of the Hong Kong Planning Area No. 7-Wong Nai Chung Outline Zoning Plan (Plan No. S/H7/21) gazetted on 4 Dec 2020.

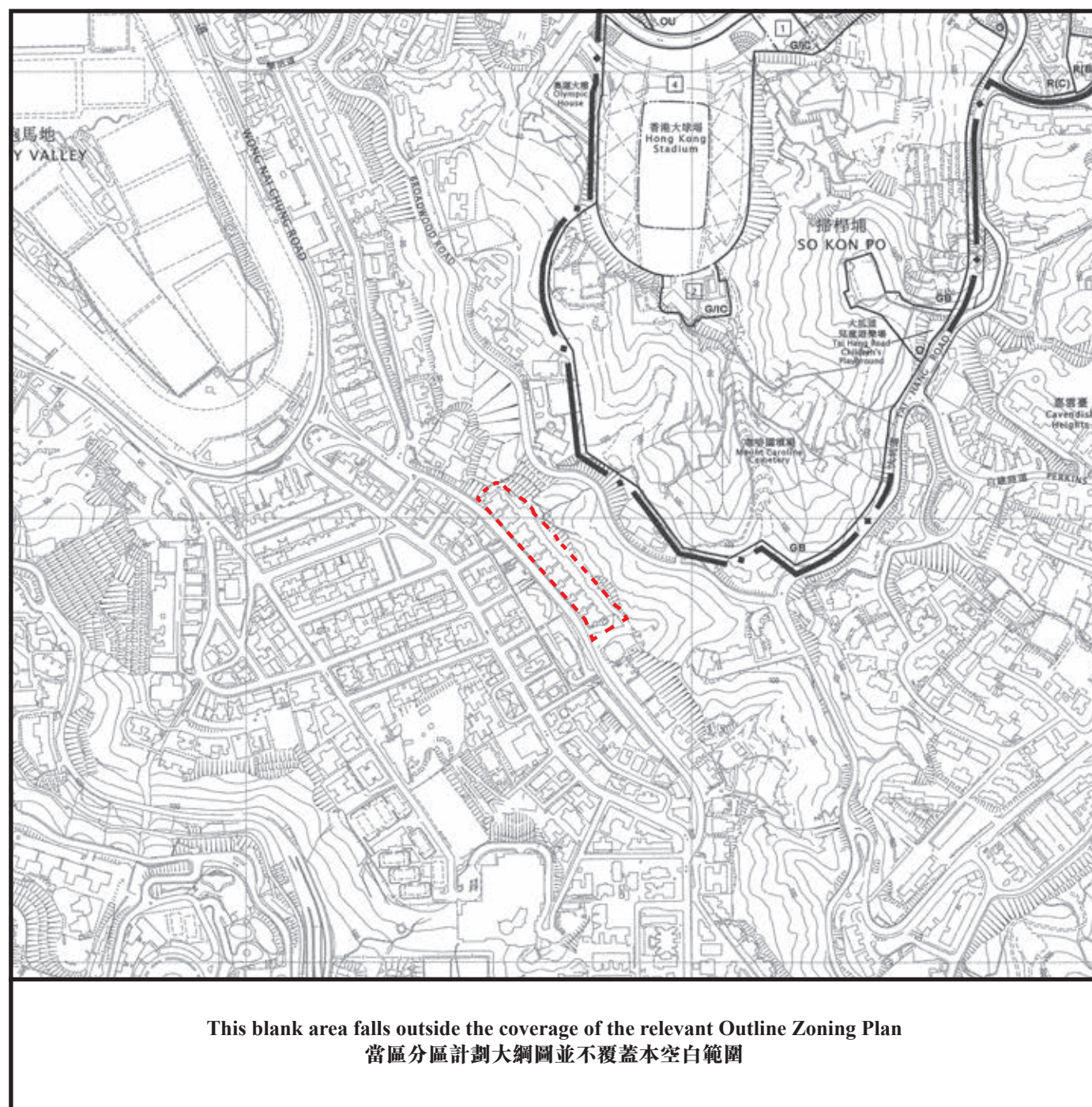
地圖為規劃署遵照城市規劃委員會指示擬備，版權屬香港特別行政區政府，經地政總署准許複印。  
The map, prepared by the Planning Department under the direction of the Town Planning Board, is reproduced with the permission of the Director of Lands. ©The Government of Hong Kong SAR.




# 9

## 關於發展項目的分區計劃大綱圖

### OUTLINE ZONING PLAN ETC. RELATING TO THE DEVELOPMENT



Scale 比例 0 100 200 300 400 500M米




 發展項目的所在位置  
Location of the Development

#### 圖例 NOTATION

##### 地帶 ZONES

-  商業 Commercial
-  住宅 (甲類) Residential (Group A)
-  住宅 (乙類) Residential (Group B)
-  住宅 (丙類) Residential (Group C)
-  政府、機構或社區 Government, Institution or Community
-  休憩用地 Open Space
-  其他指定用途 Other Specified Uses
-  綠化地帶 Green Belt

##### 交通 COMMUNICATIONS




-  鐵路及車站 (地下) Railway and Station (Underground)
-  主要道路及路口 Major Road and Junction
-  高架道路 Elevated Road

##### 其他 MISCELLANEOUS

-  規劃範圍界線 Boundary of Planning Scheme
-  建築物高度管制區界線 Building Height Control Zone Boundary
-  最高建築物高度 (在主水平基準上若干米)  
Maximum Building Height (In Metres Above Principal Datum)
-  《註釋》內訂明建築物之間的空隙限制 Building Gap Restriction As Stipulated On The Notes
-  最高建築物高度 (樓層數目) Maximum Building Height (In Number of Storeys)
-  非建築用地 Non-Building Area

##### 按照城市規劃條例第5條展示的修訂

##### Amendments Exhibited Under Section 5 of the Town Planning Ordinance

-  修訂項目F5項 Amendment Item F5
-  修訂項目J1項 Amendment Item J1
-  修訂項目J3項 Amendment Item J3

##### 備註 Note:

由於發展項目的邊界不規則的技術原因，此分區計劃大綱圖所顯示的範圍可能超過《一手住宅物業銷售條例》的規定。  
Due to technical reasons that the boundary of the Development is irregular, this Outline Zoning Plan may have shown more than the area required under the Residential Properties (First - hand Sales) Ordinance.

摘錄自2019年1月18日刊憲之銅鑼灣(港島規劃區第6區)修訂分區計劃大綱圖。編號S/H6/17。  
The extract of the Hong Kong Planning Area No.6-Causeway Bay Outline Zoning Plan (Plan No. S/H6/17) gazetted on 18 January 2019.

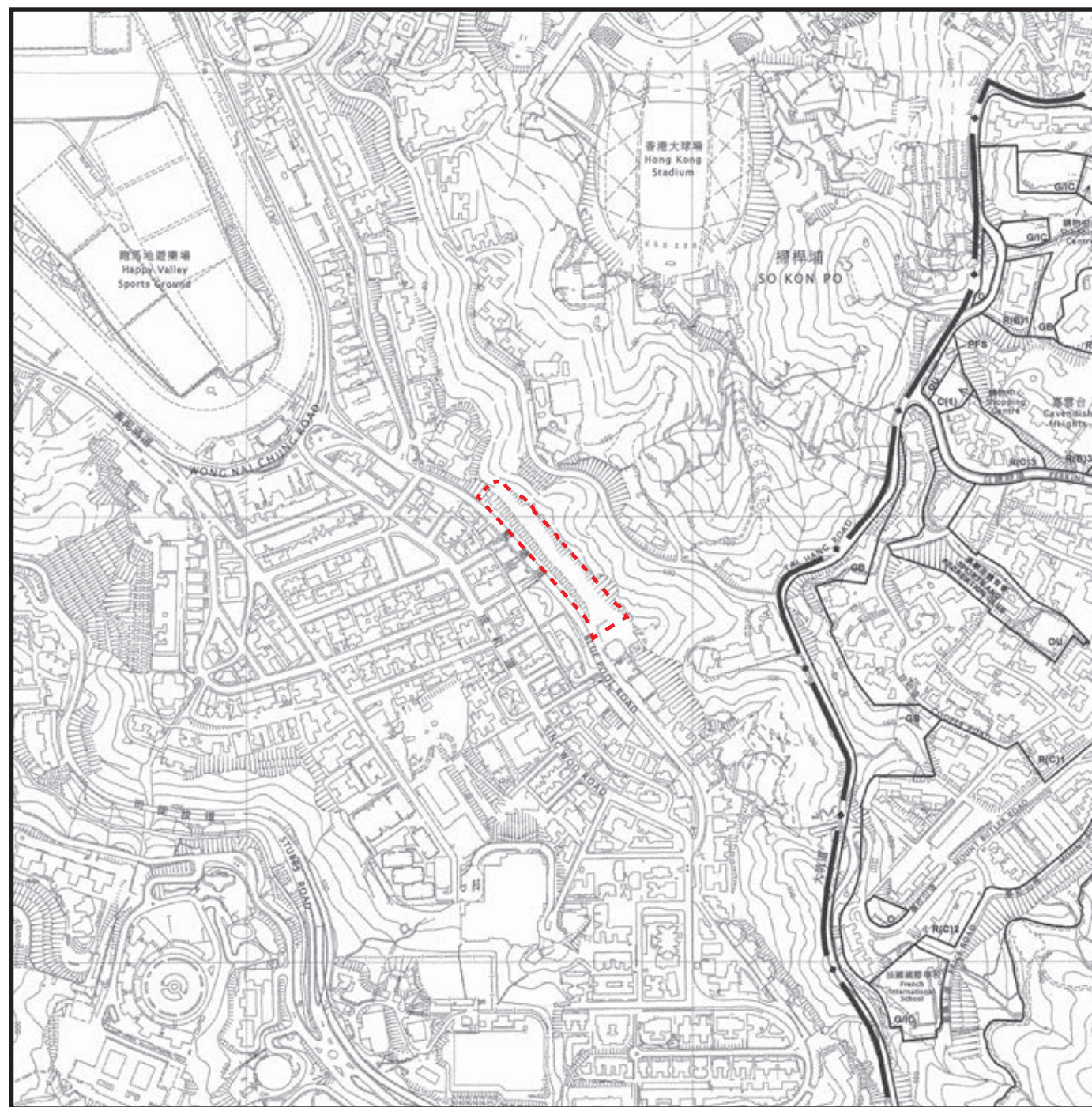
地圖為規劃署遵照城市規劃委員會指示擬備，版權屬香港特別行政區政府，經地政總署准許複印。  
The map, prepared by the Planning Department under the direction of the Town Planning Board, is reproduced with the permission of the Director of Lands. ©The Government of Hong Kong SAR.



# 9

## 關於發展項目的分區計劃大綱圖

### OUTLINE ZONING PLAN ETC. RELATING TO THE DEVELOPMENT



Scale 比例 0 100 200 300 400 500M米

發展項目的所在位置  
Location of the Development

#### 圖例 NOTATION

##### 地帶 ZONES

- C 商業 Commercial
- R(B) 住宅(乙類) Residential (Group B)
- R(C) 住宅(丙類) Residential (Group C)
- G/IC 政府、機構或社區 Government, Institution or Community
- O 休憩用地 Open Space
- OU 其他指定用途 Other Specified Uses
- GB 綠化地帶 Green Belt
- CP 郊野公園 Country Park

##### 交通 COMMUNICATIONS

- 主要道路及路口 Major Road and Junction

##### 其他 MISCELLANEOUS

- 規劃範圍界線 Boundary of Planning Scheme
- PFS 加油站 Petrol Filling Station

#### 備註 Note:

由於發展項目的邊界不規則的技術原因，此分區計劃大綱圖所顯示的範圍可能超過《一手住宅物業銷售條例》的規定。  
Due to technical reasons that the boundary of the Development is irregular, this Outline Zoning Plan may have shown more than the area required under the Residential Properties (First - hand Sales) Ordinance.

摘錄自 2007 年 10 月 18 日刊憲之渣甸山及黃泥涌峽(港島規劃區第 13 區)分區計劃大綱圖 - 編號 S/H13/12。  
The extract of the Hong Kong Planning Area No. 13-Jardine's Lookout & Wong Nai Chung Gap Outline Zoning Plan (Plan No. S/H13/12) gazetted on 18 Oct 2007.

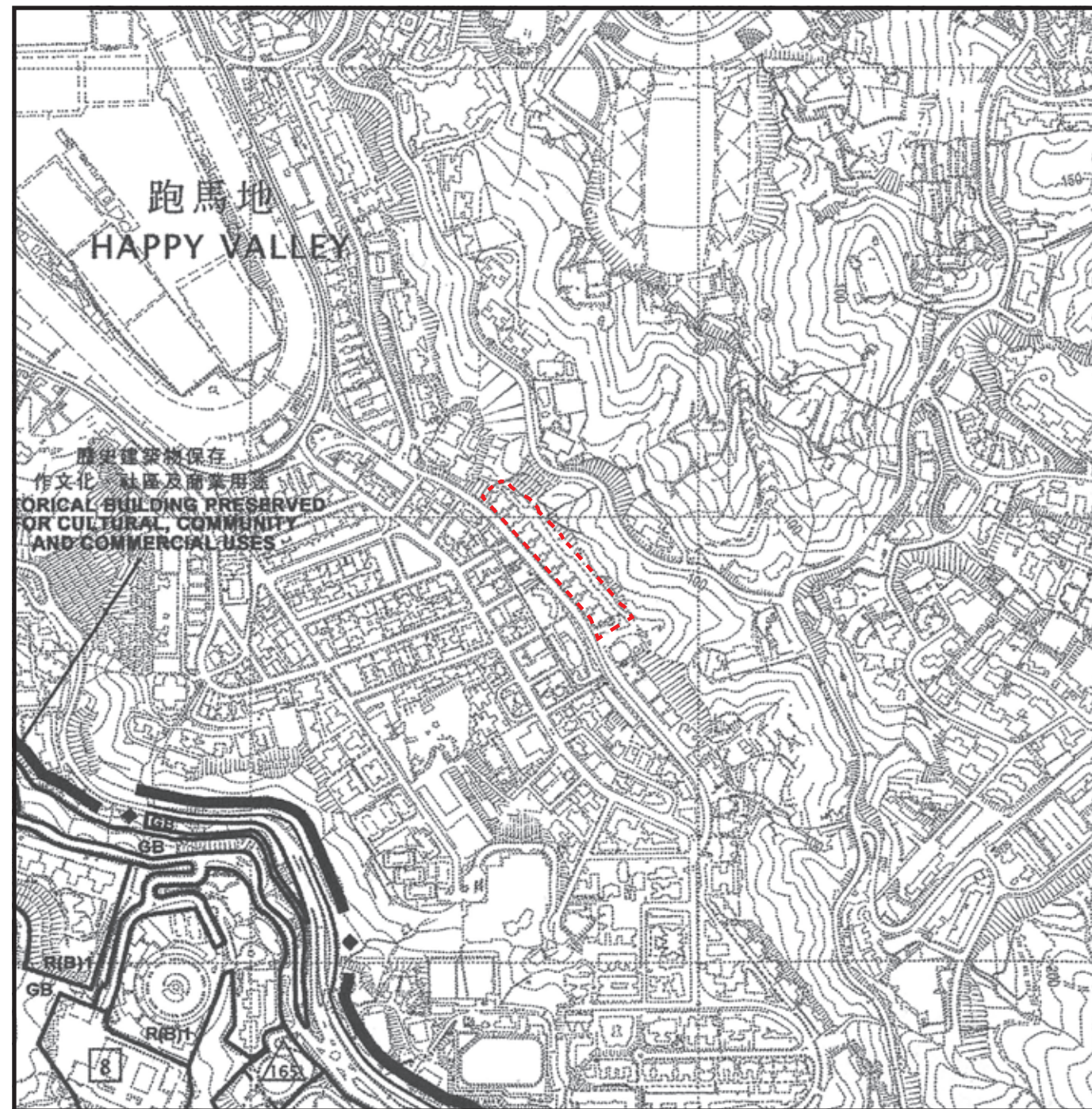
地圖為規劃署遵照城市規劃委員會指示擬備，版權屬香港特別行政區政府，經地政總署准許複印。  
The map, prepared by the Planning Department under the direction of the Town Planning Board, is reproduced with the permission of the Director of Lands. ©The Government of Hong Kong SAR.




# 9

## 關於發展項目的分區計劃大綱圖

### OUTLINE ZONING PLAN ETC. RELATING TO THE DEVELOPMENT



Scale 比例 0 100 200 300 400 500M米

 發展項目的所在位置  
Location of the Development

#### 圖例 NOTATION

##### 地帶 ZONES

-  商業 Commercial
-  住宅(乙類) Residential (Group B)
-  住宅(丙類) Residential (Group C)
-  政府、機構或社區 Government, Institution or Community
-  休憩用地 Open Space
-  其他指定用途 Other Specified Uses
-  綠化地帶 Green Belt
-  郊野公園 Country Park

##### 交通 COMMUNICATIONS

-  主要道路及路口 Major Road and Junction

##### 其他 MISCELLANEOUS

-  規劃範圍界線 Boundary of Planning Scheme
-  郊野公園界線 Boundary of Country Park
-  建築物高度管制區界線 Building Height Control Zone Boundary
-  最高建築物高度 (在主水平基準上若干米)  
Maximum Building Height (In Metres Above Principal Datum)
-  最高建築物高度 (樓層數目) Maximum Building Height (In Number of Storeys)
-  PFS 加油站 Petrol Filling Station
-   非建築用地 Non-Building Area

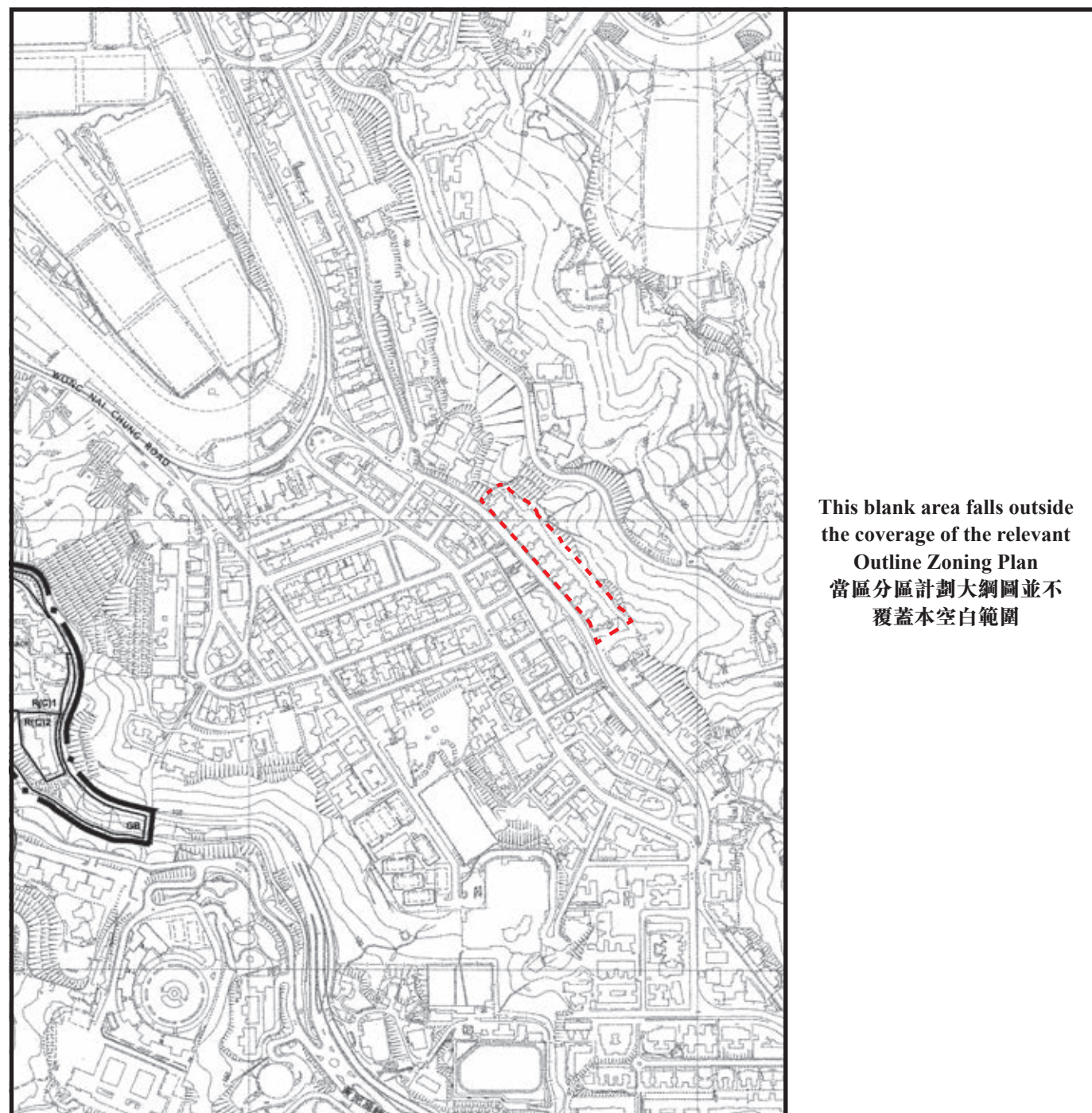
##### 備註 Note:

由於發展項目的邊界不規則的技術原因，此分區計劃大綱圖所顯示的範圍可能超過《一手住宅物業銷售條例》的規定。  
Due to technical reasons that the boundary of the Development is irregular, this Outline Zoning Plan may have shown more than the area required under the Residential Properties (First - hand Sales) Ordinance.

摘錄自 2018 年 4 月 6 日刊憲之山頂區 (港島規劃區第 14 區) 分區計劃大綱圖 - 編號 S/H14/13。  
The extract of the Hong Kong Planning Area No. 14-The Peak Area Outline Zoning Plan (Plan No. S/H14/13) gazetted on 6 Apr 2018.


地圖為規劃署遵照城市規劃委員會指示擬備，版權屬香港特別行政區政府，經地政總署准許複印。  
The map, prepared by the Planning Department under the direction of the Town Planning Board, is reproduced with the permission of the Director of Lands. ©The Government of Hong Kong SAR.





This blank area falls outside the coverage of the relevant Outline Zoning Plan  
當區分區計劃大綱圖並不覆蓋本空白範圍



 發展項目的所在位置  
Location of the Development

#### 圖例 NOTATION

##### 地帶 ZONES

-  綜合發展區 Comprehensive Development Area
-  住宅(乙類) Residential (Group B)
-  住宅(丙類) Residential (Group C)
-  政府、機構或社區 Government, Institution or Community
-  休憩用地 Open Space
-  綠化地帶 Green Belt

##### 交通 COMMUNICATIONS

-  主要道路及路口 Major Road and Junction

##### 其他 MISCELLANEOUS

-  規劃範圍界線 Boundary of Planning Scheme

##### 備註 Note:

由於發展項目的邊界不規則的技術原因，此分區計劃大綱圖所顯示的範圍可能超過《一手住宅物業銷售條例》的規定。  
Due to technical reasons that the boundary of the Development is irregular, this Outline Zoning Plan may have shown more than the area required under the Residential Properties (First - hand Sales) Ordinance.

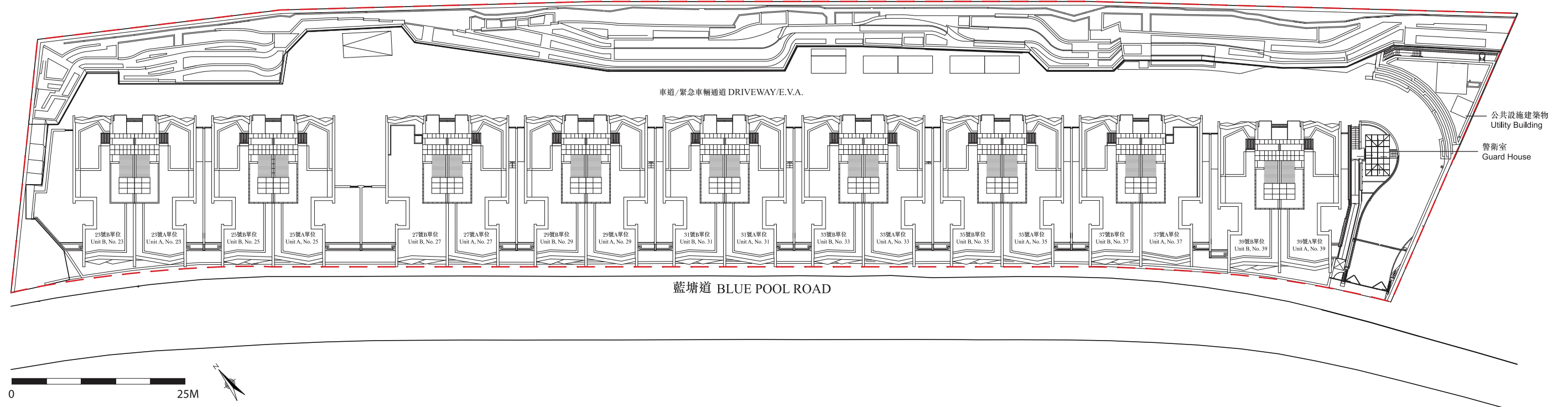
摘錄自 2024 年 2 月 2 日刊憲之半山區東部 (港島規劃區第 12 區) 分區計劃大綱圖 - 編號 S/H12/13。  
The extract of the Hong Kong Planning Area No. 12-Mid-Levels East Outline Zoning Plan (Plan No. S/H12/13) gazetted on 2 February 2024.

地圖為規劃署遵照城市規劃委員會指示擬備，版權屬香港特別行政區政府，經地政總署准許複印。  
The map, prepared by the Planning Department under the direction of the Town Planning Board, is reproduced with the permission of the Director of Lands. ©The Government of Hong Kong SAR.

# 10

## 發展項目的布局圖

### LAYOUT PLAN OF THE DEVELOPMENT



--- 發展項目的地界線  
Boundary Line of the Development

備注：於經批准圖則中，每個住宅物業亦有於下列右邊表格縱行所示的相應描述。

Remarks: Each residential property also has the corresponding description under the approved building plans as stated in the column on the right side in the table below.

藍塘道23號A單位 Unit A, No. 23 Blue Pool Road	10號屋A單位 Unit A, House 10
藍塘道23號B單位 Unit B, No. 23 Blue Pool Road	10號屋B單位 Unit B, House 10
藍塘道25號A單位 Unit A, No. 25 Blue Pool Road	9號屋A單位 Unit A, House 9
藍塘道25號B單位 Unit B, No. 25 Blue Pool Road	9號屋B單位 Unit B, House 9
藍塘道27號A單位 Unit A, No. 27 Blue Pool Road	8號屋A單位 Unit A, House 8
藍塘道27號B單位 Unit B, No. 27 Blue Pool Road	8號屋B單位 Unit B, House 8
藍塘道29號A單位 Unit A, No. 29 Blue Pool Road	7號屋A單位 Unit A, House 7
藍塘道29號B單位 Unit B, No. 29 Blue Pool Road	7號屋B單位 Unit B, House 7

藍塘道31號A單位 Unit A, No. 31 Blue Pool Road	6號屋A單位 Unit A, House 6
藍塘道31號B單位 Unit B, No. 31 Blue Pool Road	6號屋B單位 Unit B, House 6
藍塘道33號A單位 Unit A, No. 33 Blue Pool Road	5號屋A單位 Unit A, House 5
藍塘道33號B單位 Unit B, No. 33 Blue Pool Road	5號屋B單位 Unit B, House 5
藍塘道35號A單位 Unit A, No. 35 Blue Pool Road	3號屋A單位 Unit A, House 3
藍塘道35號B單位 Unit B, No. 35 Blue Pool Road	3號屋B單位 Unit B, House 3
藍塘道37號A單位 Unit A, No. 37 Blue Pool Road	2號屋A單位 Unit A, House 2
藍塘道37號B單位 Unit B, No. 37 Blue Pool Road	2號屋B單位 Unit B, House 2

藍塘道39號A單位 Unit A, No. 39 Blue Pool Road	1號屋A單位 Unit A, House 1
藍塘道39號B單位 Unit B, No. 39 Blue Pool Road	1號屋B單位 Unit B, House 1



發展項目的住宅物業的樓面平面圖的圖例 Legend For Floor Plans of Residential Properties in the Development	
A/C	Air-conditioner 冷氣機
ADJOINING UNIT	Adjoining Unit 毗鄰單位
BALCONY	Balcony 露台
BATH	Bathroom 浴室
BATH 1	Bathroom 1 浴室 1
BATH 2	Bathroom 2 浴室 2
BATH 3	Bathroom 3 浴室 3
BATH 4	Bathroom 4 浴室 4
BEDROOM 1	Bedroom 1 睡房 1
BEDROOM 2	Bedroom 2 睡房 2
BEDROOM 3	Bedroom 3 睡房 3
BEDROOM 4	Bedroom 4 睡房 4
BOUNDARY (BLUE POOL ROAD)	Boundary (Blue Pool Road) 邊界(藍塘道)
BUILDING LINE ABOVE	Building Line Above 建築線置上
CANOPY	Canopy 簷篷
CANOPY ABOVE	Canopy Above 簷篷置上
CLOSET	Closet 衣帽間
COURTYARD	Courtyard 庭院
DINING	Dining Room 飯廳
DN	Down 落
FAMILY ROOM	Family Room 起居室
FLAT ROOF	Flat Roof 平台
FOYER	Foyer 玄關
GAMES ROOM	Games Room 遊戲房
GAS METER ROOM	Gas Meter Room 煤氣錶房
GARAGE	Garage 車房
GYM	Gym Room 健身室
HARD PAVE COURTYARD	Hard Pave Courtyard 硬質道路庭院
JACUZZI	Jacuzzi 按摩浴池
KITCHEN	Kitchen 廚房
KITCHEN	G/F Kitchen 地下廚房
KITCHEN	1/F Kitchen 一樓廚房
LAVATORY	Lavatory 洗手間
LIFT	Lift 升降機

發展項目的住宅物業的樓面平面圖的圖例 Legend For Floor Plans of Residential Properties in the Development	
LIVING	Living Room 客廳
LIVING/ DINING	Living/ Dining Room 客/飯廳
L.C.C.	Lift Control Cabinet 升降機控制櫃
MASTER BATH	Master Bathroom 主人浴室
MASTER BEDROOM	Master Bedroom 主人睡房
PEDESTRIAN PATH	Pedestrian Path 行人路
P.D.	Pipe Duct 管導槽
POTTED PLANTER	Potted Planter 盆栽植物
ROLLER SHUTTER	Roller Shutter 捲閘
ROOF	Roof 天台
SAUNA	Sauna Room 桑拿房
SHOWER COLUMN	Shower Column 沐浴區
SKYLIGHT	Skylight 天窗
SKYLIGHT ABOVE	Skylight Above 天窗置上
STORE	Store Room 儲物室
STORE	Store under Staircase 樓梯底儲物室
STORE 1	Store Room 1 儲物室 1
STORE 2	Store Room 2 儲物室 2
STUDY ROOM	Study Room 書房
THEATRE	Theatre 影音室
UP	Up 上
UTILITY	Utility Room 多用途房
UTILITY BATH	Utility Bathroom 多用途浴室
VOID	Void 中空
VOID ABOVE	Void Above 中空置上
WALK-IN CLOSET 1	Walk-in Closet 1 步入式衣帽間 1
WALK-IN CLOSET 2	Walk-in Closet 2 步入式衣帽間 2
WATER HEATER AREA 1	Water Heater Area 1 熱水爐區域 1
WATER HEATER AREA 2	Water Heater Area 2 熱水爐區域 2

備註 Note:

於經批准圖則中,每個住宅物業亦有於下列右邊表格縱行所示的相應描述。

Each residential property also has the corresponding description under the approved building plans as stated in the column on the right side in the table below.



藍塘道23號A單位 Unit A, No. 23 Blue Pool Road	10號屋A單位 Unit A, House 10
藍塘道23號B單位 Unit B, No. 23 Blue Pool Road	10號屋B單位 Unit B, House 10
藍塘道25號A單位 Unit A, No. 25 Blue Pool Road	9號屋A單位 Unit A, House 9
藍塘道25號B單位 Unit B, No. 25 Blue Pool Road	9號屋B單位 Unit B, House 9
藍塘道27號A單位 Unit A, No. 27 Blue Pool Road	8號屋A單位 Unit A, House 8
藍塘道27號B單位 Unit B, No. 27 Blue Pool Road	8號屋B單位 Unit B, House 8
藍塘道29號A單位 Unit A, No. 29 Blue Pool Road	7號屋A單位 Unit A, House 7
藍塘道29號B單位 Unit B, No. 29 Blue Pool Road	7號屋B單位 Unit B, House 7
藍塘道31號A單位 Unit A, No. 31 Blue Pool Road	6號屋A單位 Unit A, House 6

藍塘道31號B單位 Unit B, No. 31 Blue Pool Road	6號屋B單位 Unit B, House 6
藍塘道33號A單位 Unit A, No. 33 Blue Pool Road	5號屋A單位 Unit A, House 5
藍塘道33號B單位 Unit B, No. 33 Blue Pool Road	5號屋B單位 Unit B, House 5
藍塘道35號A單位 Unit A, No. 35 Blue Pool Road	3號屋A單位 Unit A, House 3
藍塘道35號B單位 Unit B, No. 35 Blue Pool Road	3號屋B單位 Unit B, House 3
藍塘道37號A單位 Unit A, No. 37 Blue Pool Road	2號屋A單位 Unit A, House 2
藍塘道37號B單位 Unit B, No. 37 Blue Pool Road	2號屋B單位 Unit B, House 2
藍塘道39號A單位 Unit A, No. 39 Blue Pool Road	1號屋A單位 Unit A, House 1
藍塘道39號B單位 Unit B, No. 39 Blue Pool Road	1號屋B單位 Unit B, House 1

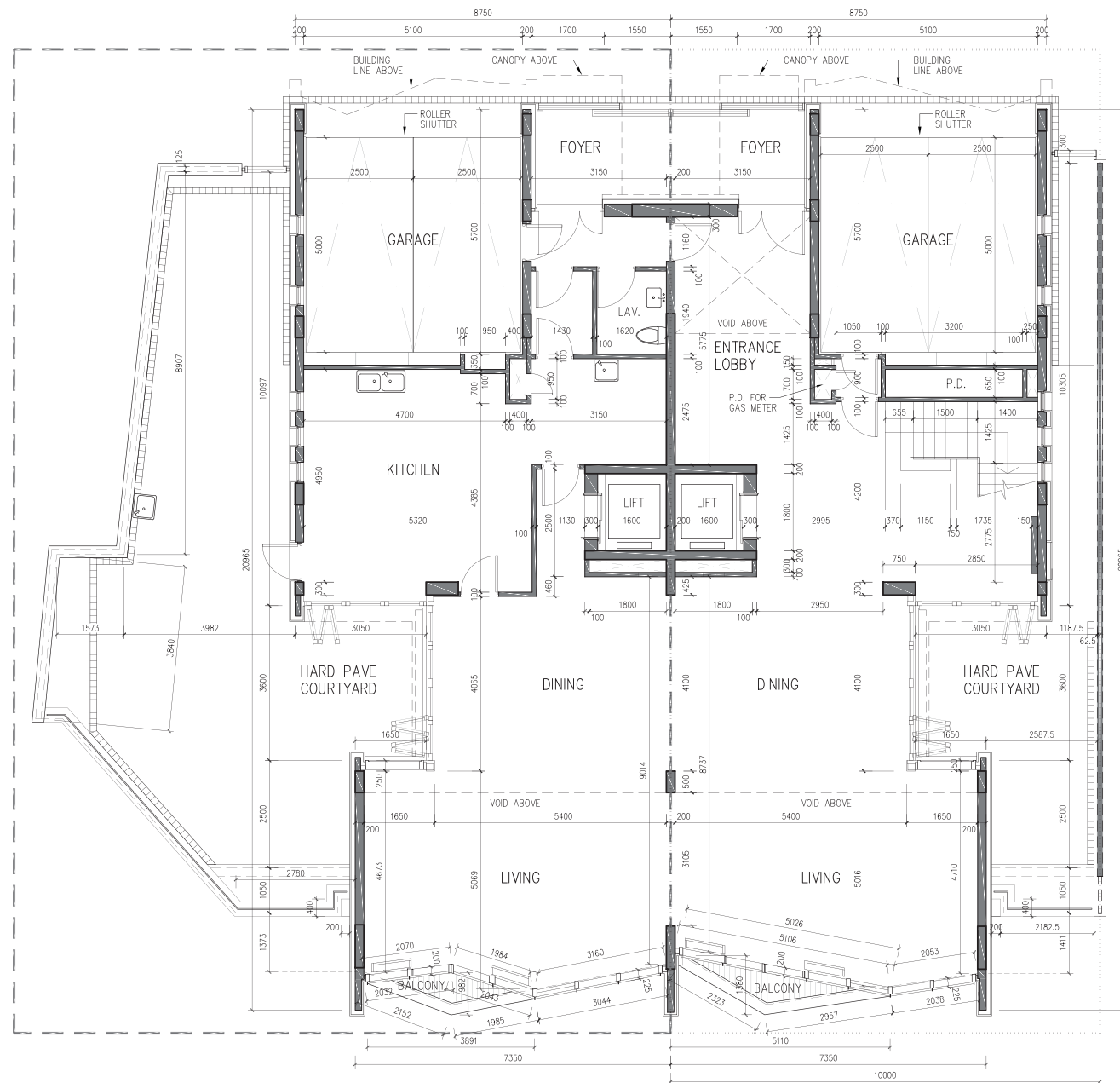
# 12

## 發展項目的住宅物業的樓面平面圖

### FLOOR PLANS OF RESIDENTIAL PROPERTIES IN THE DEVELOPMENT

藍塘道23號A及B單位 - 地下至天台平面圖 (最新審批建築圖則)

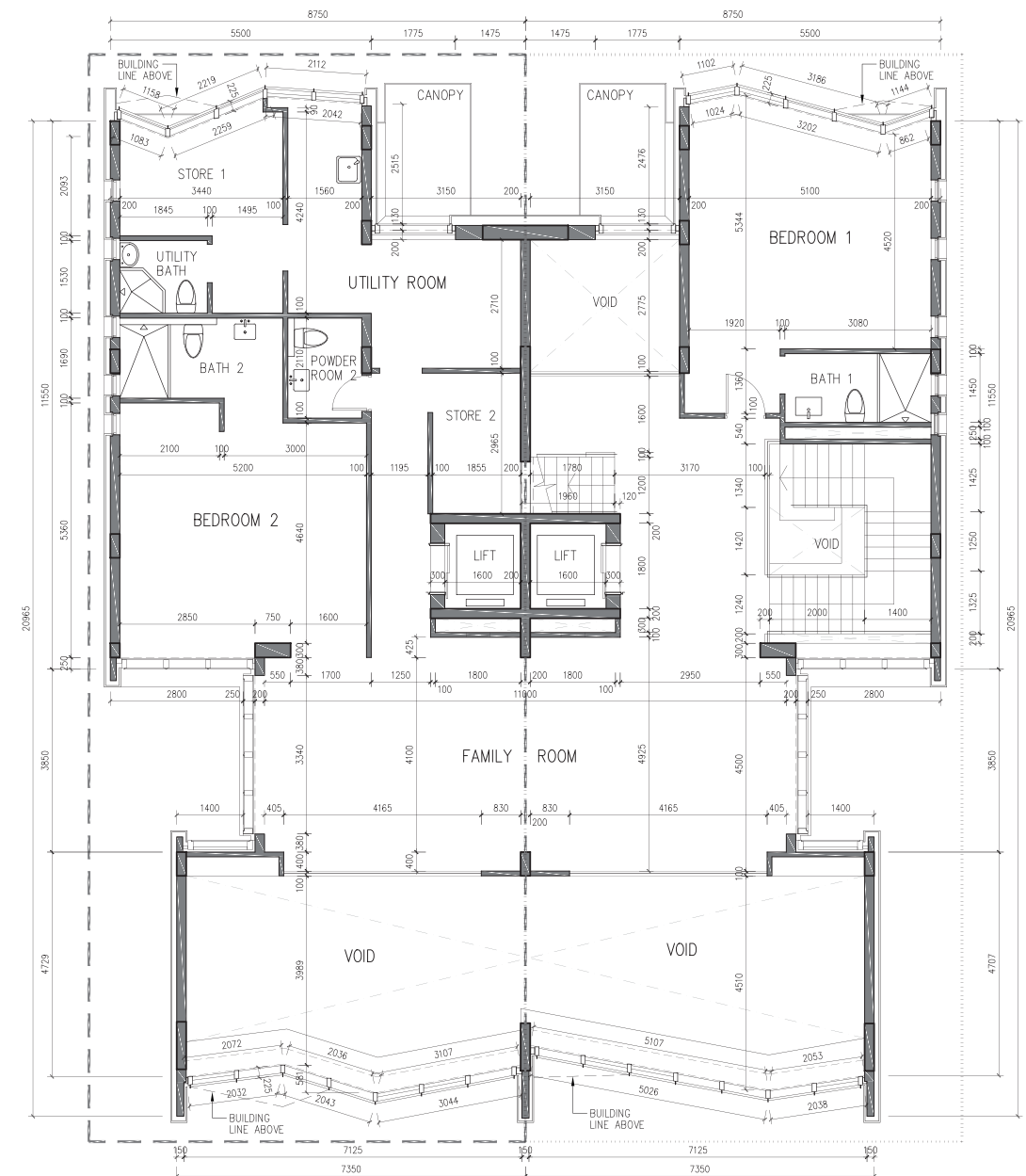
Unit A and B, No. 23 Blue Pool Road - G/F to Roof Floor Plan (Latest Approved Building Plans)



Scale 比例 0 1 2 3 4 5M米

地下平面圖  
G/F Plan

- Boundary of unit A  
A單位地界線
- Boundary of unit B  
B單位地界線



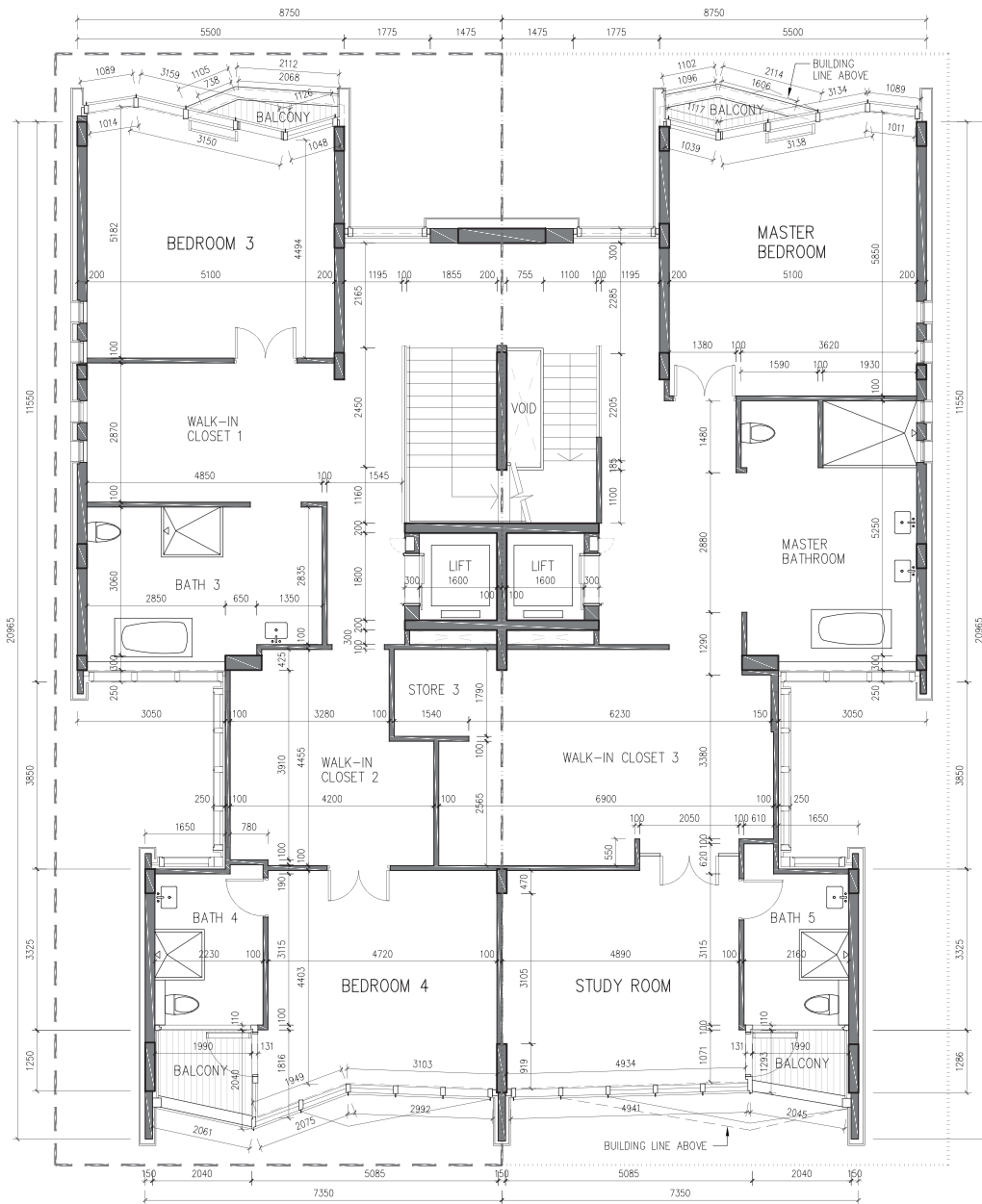
Scale 比例 0 1 2 3 4 5M米

一樓平面圖  
1/F Plan

# 12

## 發展項目的住宅物業的樓面平面圖

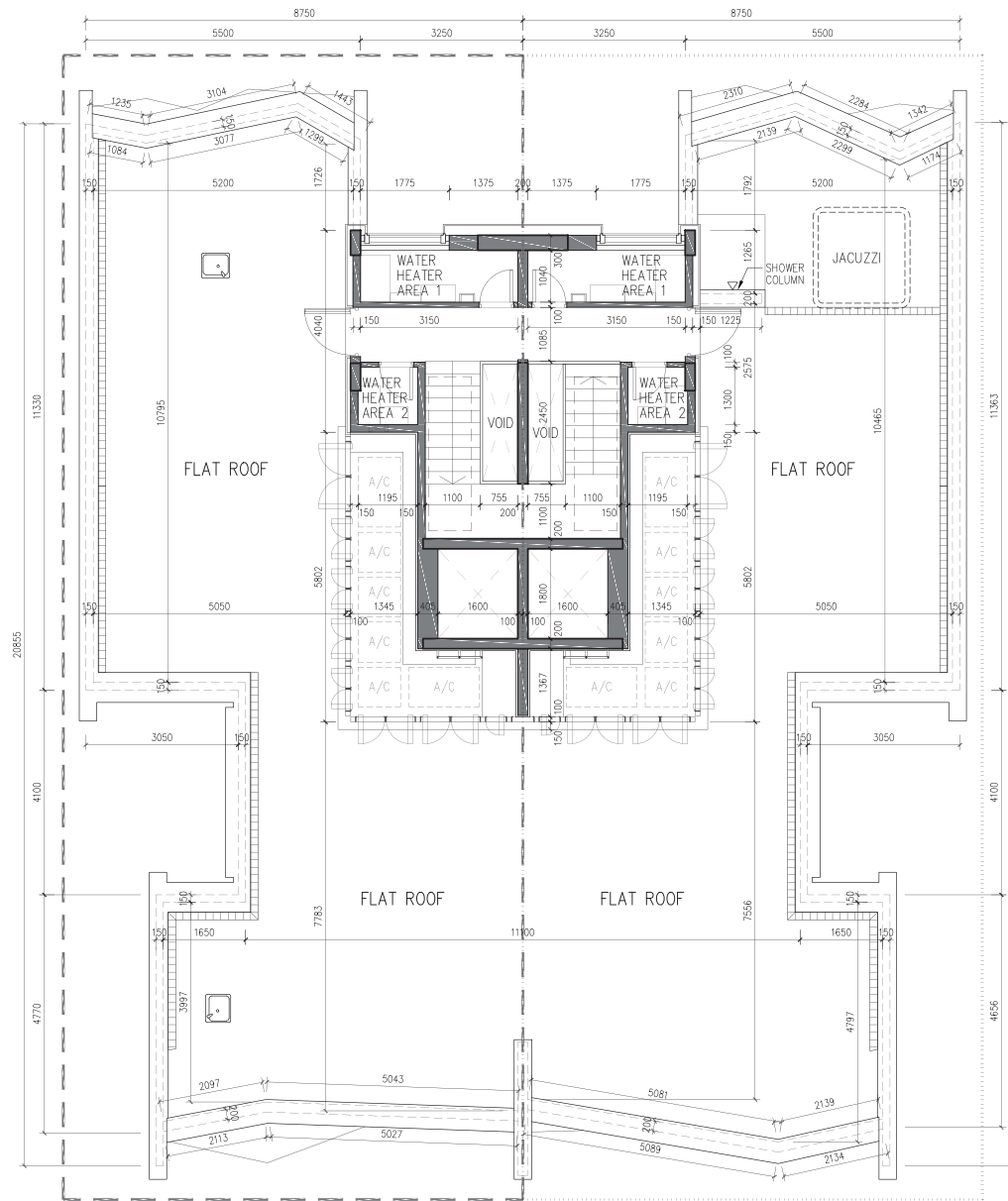
### FLOOR PLANS OF RESIDENTIAL PROPERTIES IN THE DEVELOPMENT



Scale 比例 0 1 2 3 4 5M米

- Boundary of unit A
- A單位地界線
- Boundary of unit B
- B單位地界線

二樓平面圖  
2/F Plan



Scale 比例 0 1 2 3 4 5M米

天台平面圖  
Roof Floor Plan

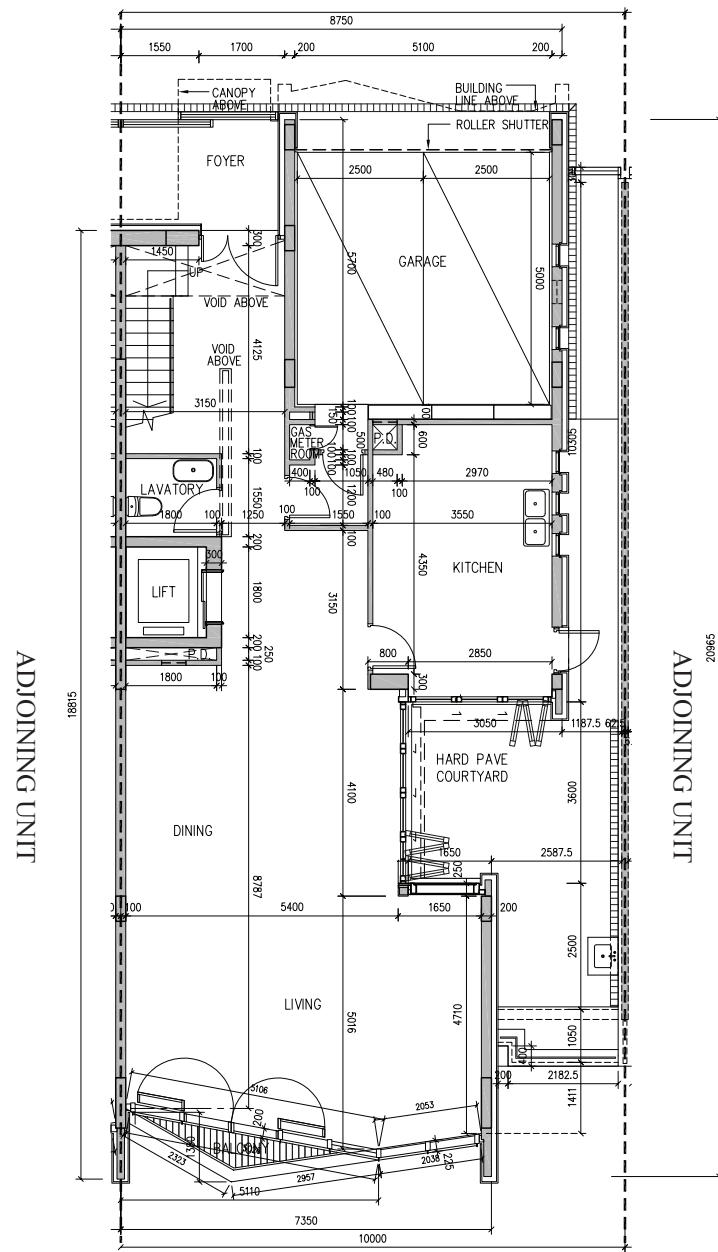
Note:  
備註：

左面所示的樓面平面圖是根據由建築事務監督於2022年8月8日(地下至天台平面圖)審批的最新建築圖則制訂(「最新審批建築圖則」)。有關最新審批建築圖則所顯示的建築工程及改動於本售樓說明書印制當日並未開始動工。就相關指明住宅單位根據建築事務監督於2014年6月13日(二樓、天台及上層天台)及2016年7月19日(地下及一樓)審批的建築圖則,請參閱本售樓說明書的第26頁至第29頁,當中顯示相關指明住宅單位根據最新審批建築圖則的建築工程及改動並未開始動工前的狀況。

The floor plans on the left are prepared based on the latest building plans approved by the Building Authority on 8 August 2022 (G/F to Roof Floor Plan) (the “Latest Approved Building Plans”). The building works and alterations as exhibited in such Latest Approved Building Plans have not been commenced as at the date of printing of this Sales Brochure. Please refer to pages 26 to 29 of the Sales Brochure for the previous building plans approved by the Building Authority on 13 June 2014 (2/F, Roof & Upper Roof) and 19 July 2016 (G/F & 1/F) of the relevant residential property which show the condition of the relevant residential property when the building works and alterations as exhibited in the Latest Approved Building Plans have not been commenced.

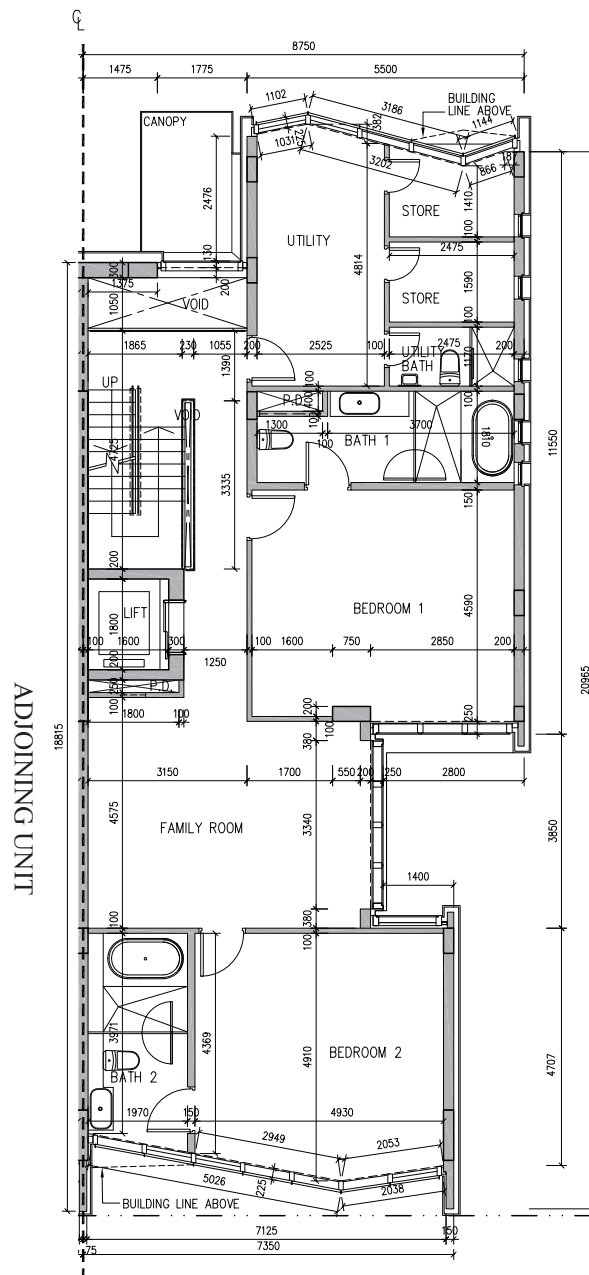
藍塘道23號A單位 – 地下至上層天台平面圖

Unit A, No. 23 Blue Pool Road – G/F to Upper Roof Floor Plan



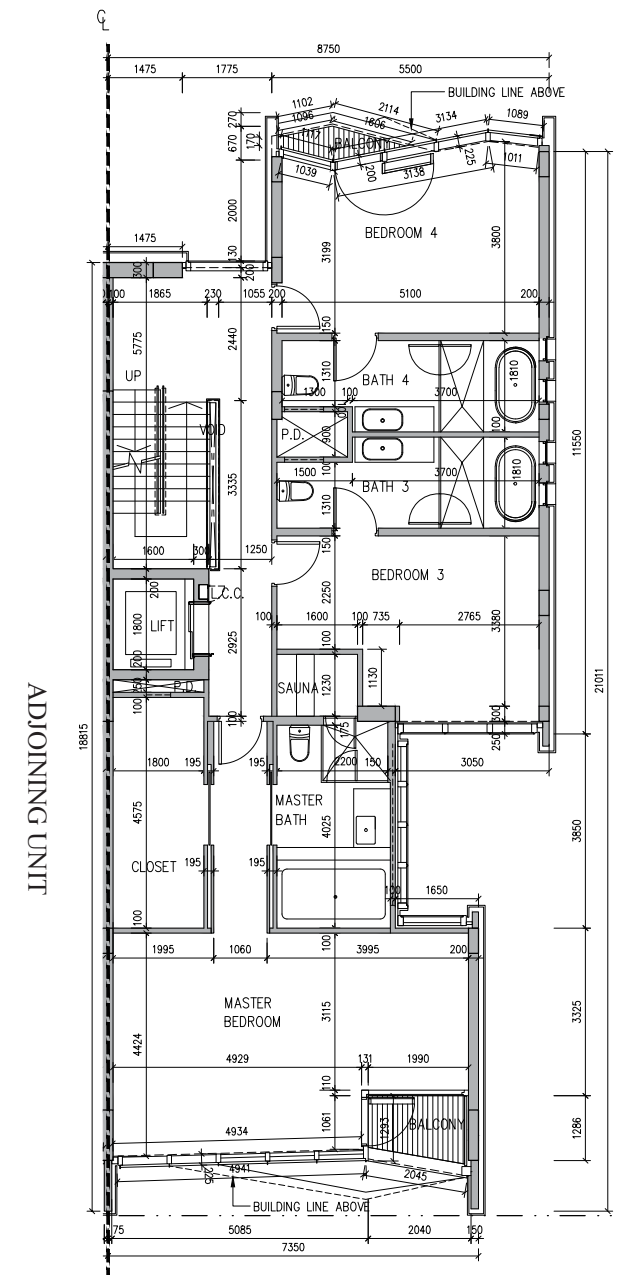
Scale 比例 0 1 2 3 4 5M米

地下平面圖  
G/F Plan



Scale 比例 0 1 2 3 4 5M米

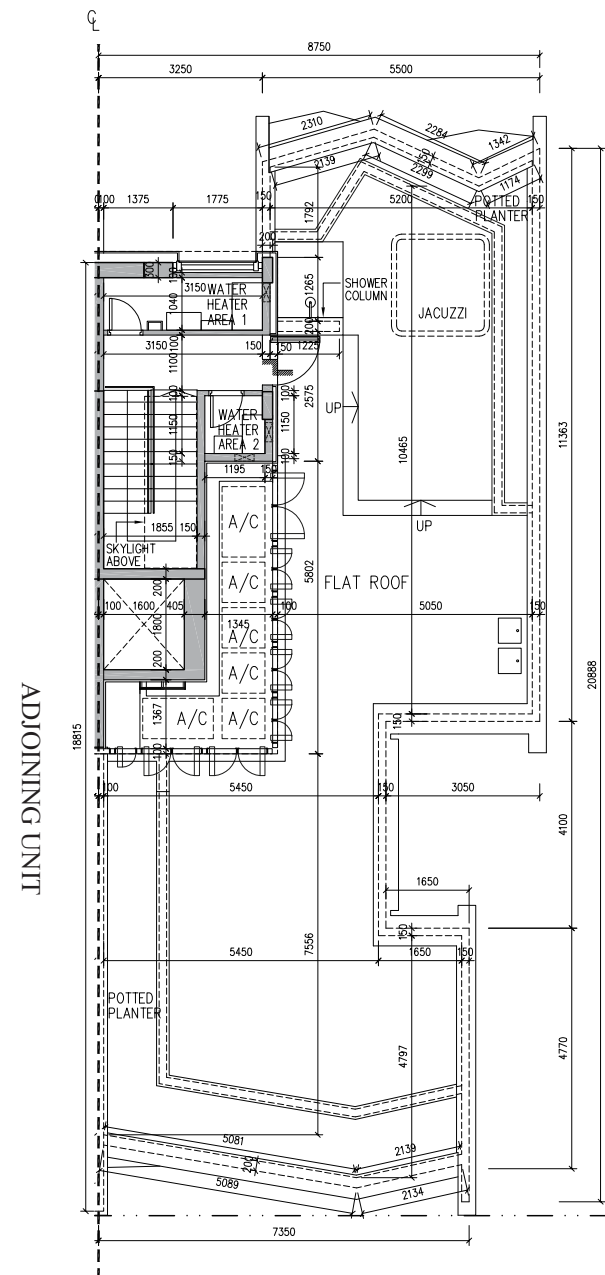
一樓平面圖  
1/F Plan



Scale 比例 0 1 2 3 4 5M米

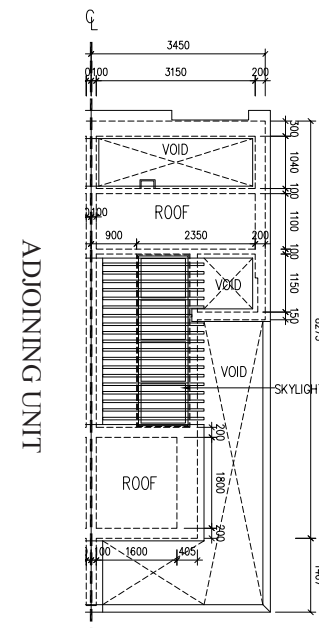
二樓平面圖  
2/F Plan





Scale 比例 0 1 2 3 4 5M米

天台平面圖  
Roof Floor Plan



Scale 比例 0 1 2 3 4 5M米

上層天台平面圖  
Upper Roof Floor Plan

住宅物業的描述 Description of Residential Property	樓層 Floor	樓板 (不包括灰泥) 的厚度 (毫米) Thickness of floor slabs (excluding plaster) (mm)
藍塘道23號A單位 Unit A, No. 23 Blue Pool Road	1/F	150, 250
	2/F	100, 150, 250
	R/F	150, 250
	UR/F	150

住宅物業的描述 Description of Residential Property	樓層 Floor	層與層間的高度 (米) Floor-to-Floor Height (m)
藍塘道23號A單位 Unit A, No. 23 Blue Pool Road	G/F	4
	1/F	3.25
	2/F	3.25
	R/F	2.4

1. 因住宅物業的較高樓層的結構牆的厚度遞減，較高樓層的內部面積，一般比較低樓層的內部面積稍大。
2. 平面圖所列之數字為以毫米標示之尺寸。

1. The internal areas of the residential properties on the upper floors will generally be slightly larger than those on the lower floors because of the reducing thickness of the structural walls on the upper floors.
2. The dimensions in floor plans are all in millimetre.

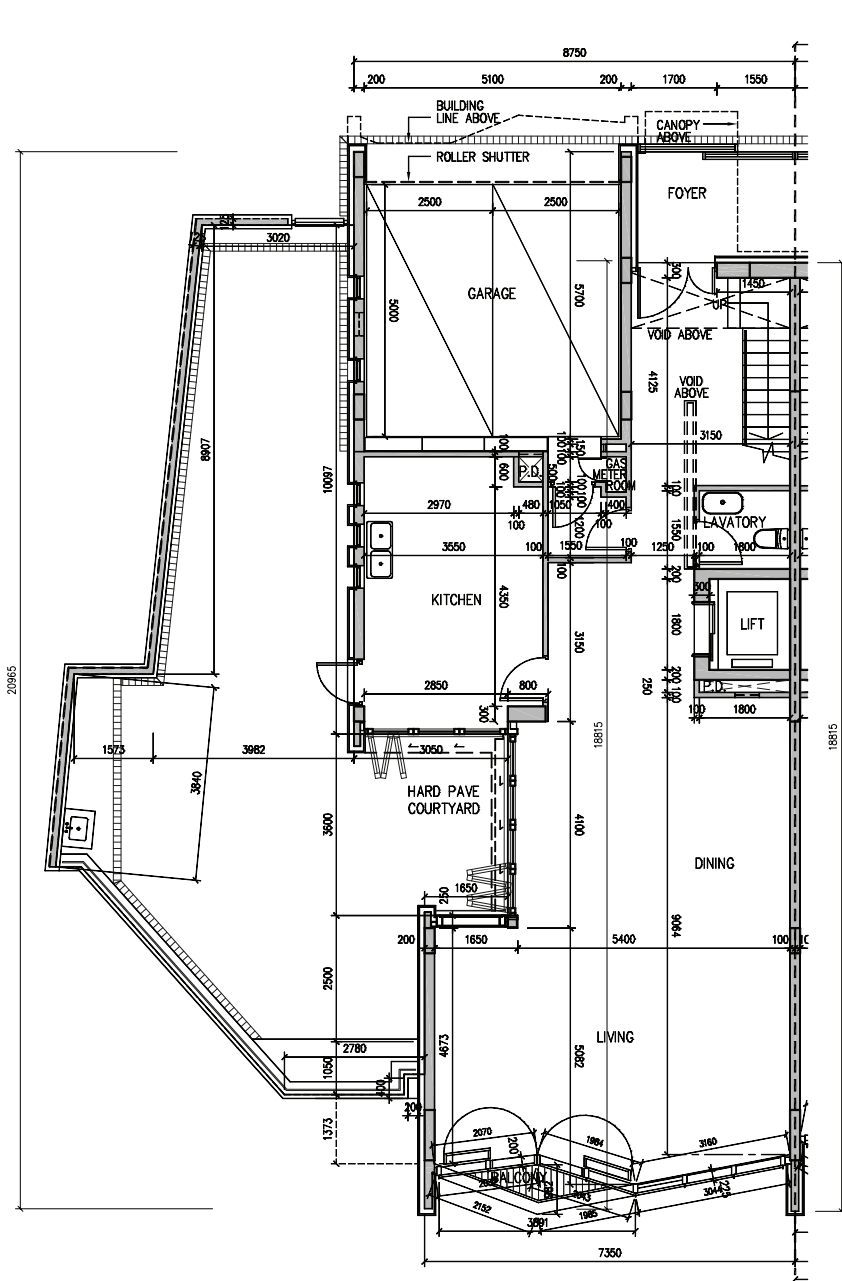
# 12

## 發展項目的住宅物業的樓面平面圖

### FLOOR PLANS OF RESIDENTIAL PROPERTIES IN THE DEVELOPMENT

藍塘道23號B單位 - 地下至上層天台平面圖

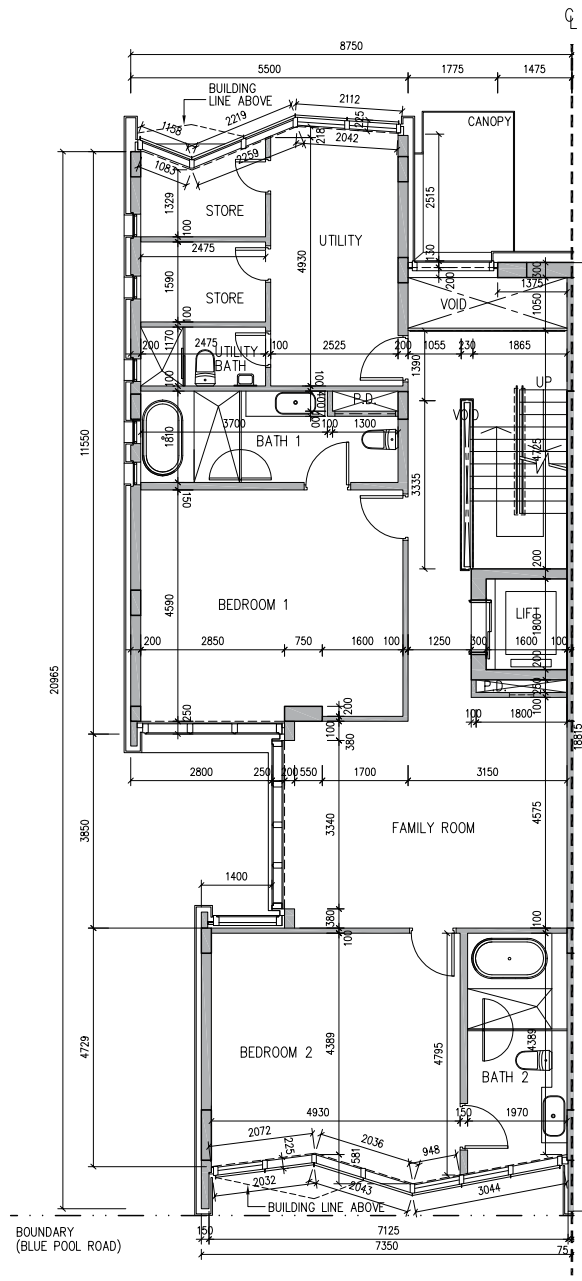
Unit B, No. 23 Blue Pool Road - G/F to Upper Roof Floor Plan



Scale 比例 0 1 2 3 4 5M米

地下平面圖  
G/F Plan

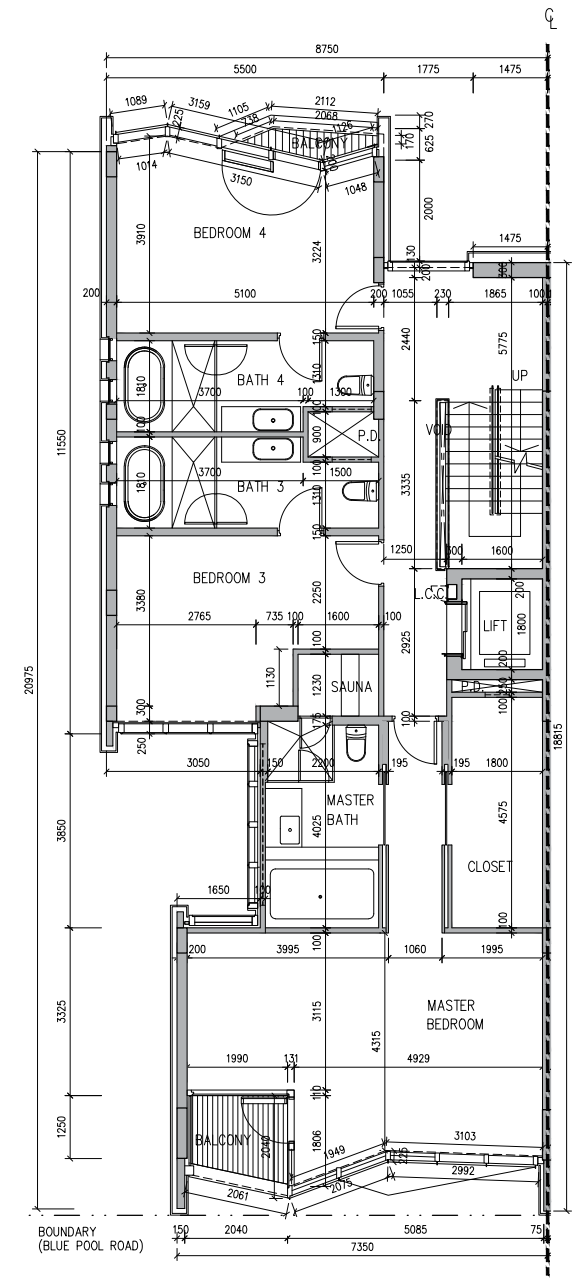
ADJOINING UNIT



Scale 比例 0 1 2 3 4 5M米

一樓平面圖  
1/F Plan

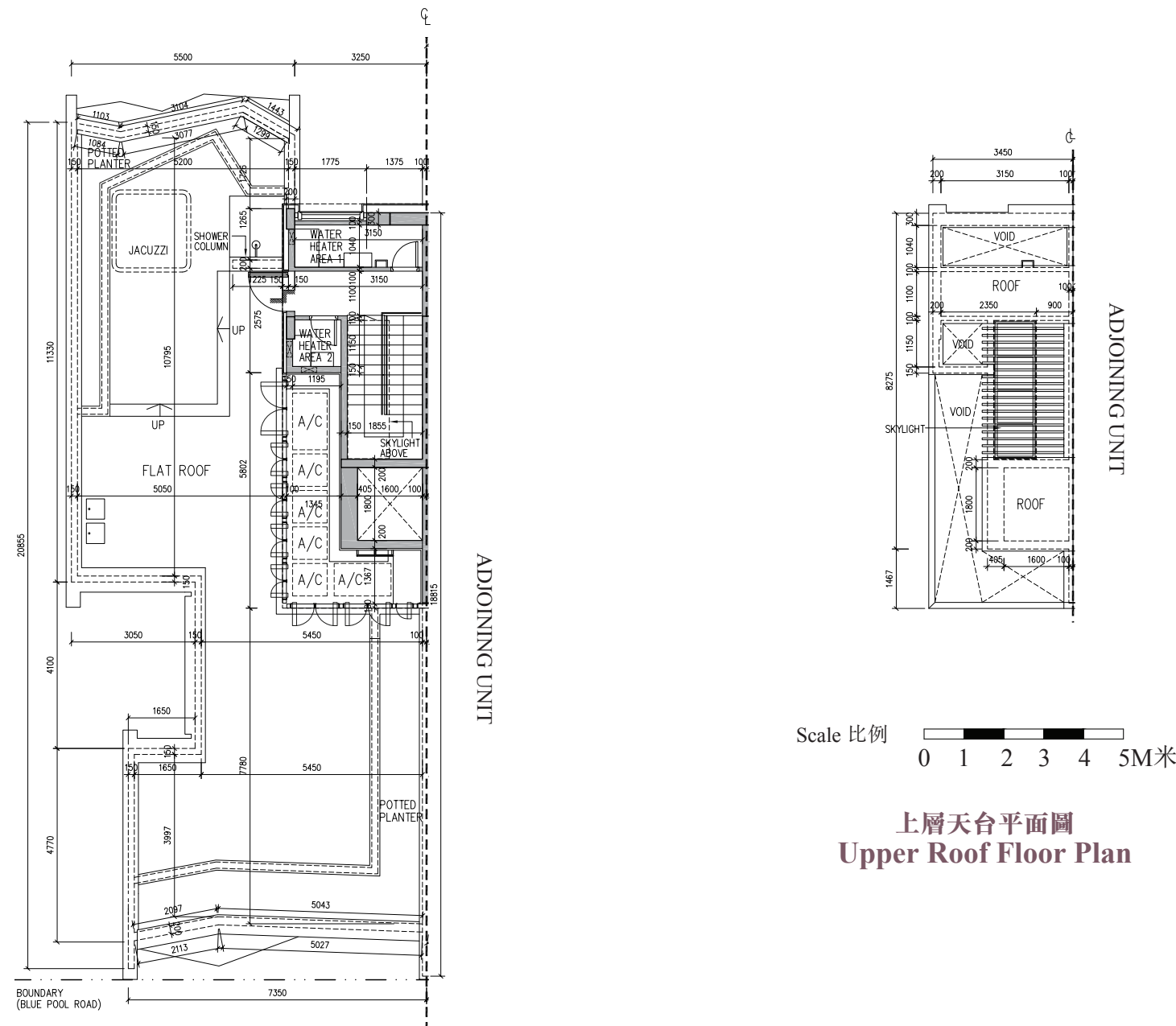
ADJOINING UNIT



Scale 比例 0 1 2 3 4 5M米

二樓平面圖  
2/F Plan

ADJOINING UNIT



Scale 比例 0 1 2 3 4 5M米

天台平面圖  
Roof Floor Plan

Scale 比例 0 1 2 3 4 5M米

上層天台平面圖  
Upper Roof Floor Plan

住宅物業的描述 Description of Residential Property	樓層 Floor	樓板 (不包括灰泥) 的厚度 (毫米) Thickness of floor slabs (excluding plaster) (mm)
藍塘道23號B單位 Unit B, No. 23 Blue Pool Road	1/F	150, 250
	2/F	100, 150, 250
	R/F	150, 250
	UR/F	150

住宅物業的描述 Description of Residential Property	樓層 Floor	層與層間的高度 (米) Floor-to-Floor Height (m)
藍塘道23號B單位 Unit B, No. 23 Blue Pool Road	G/F	4
	1/F	3.25
	2/F	3.25
	R/F	2.4

1. 因住宅物業的較高樓層的結構牆的厚度遞減，較高樓層的內部面積，一般比較低樓層的內部面積稍大。
  2. 平面圖所列之數字為以毫米標示之尺寸。
1. The internal areas of the residential properties on the upper floors will generally be slightly larger than those on the lower floors because of the reducing thickness of the structural walls on the upper floors.
  2. The dimensions in floor plans are all in millimetre.

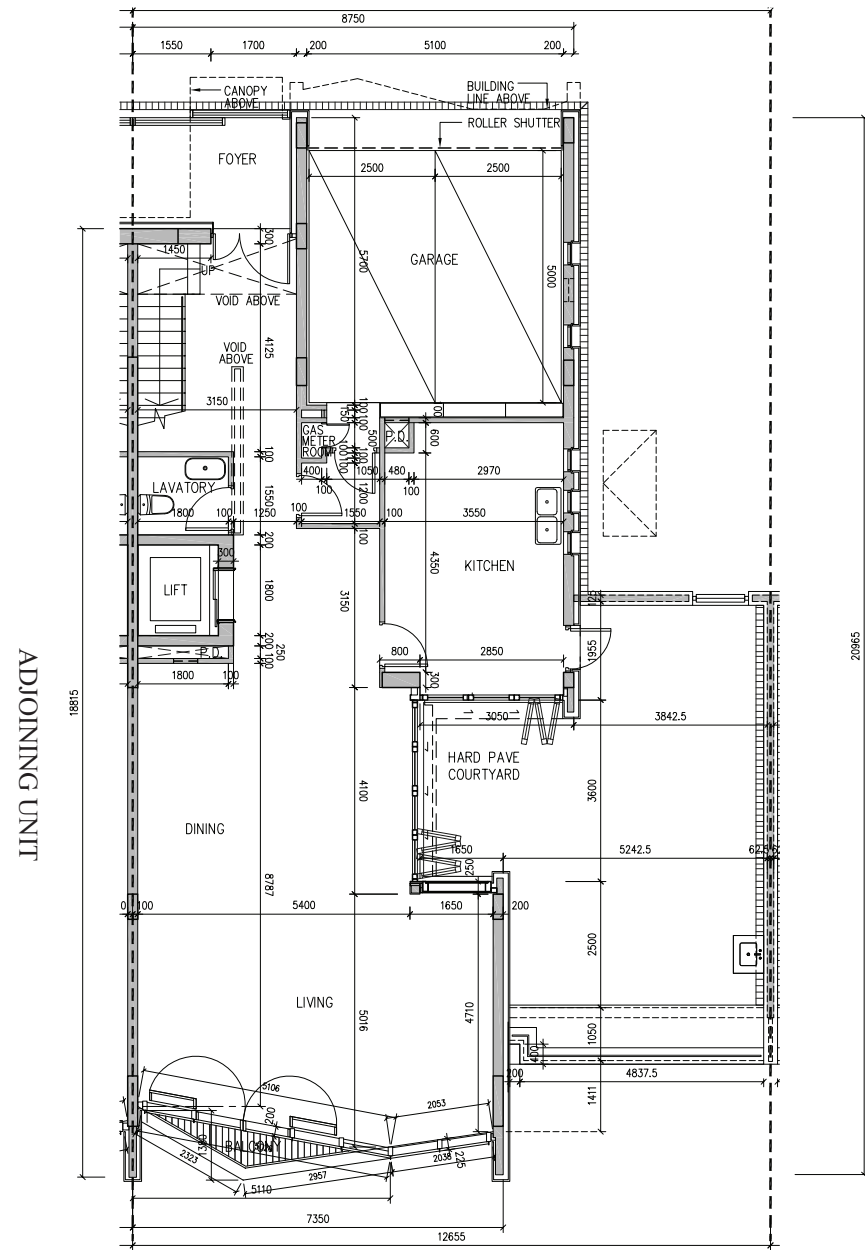
# 12

## 發展項目的住宅物業的樓面平面圖

### FLOOR PLANS OF RESIDENTIAL PROPERTIES IN THE DEVELOPMENT

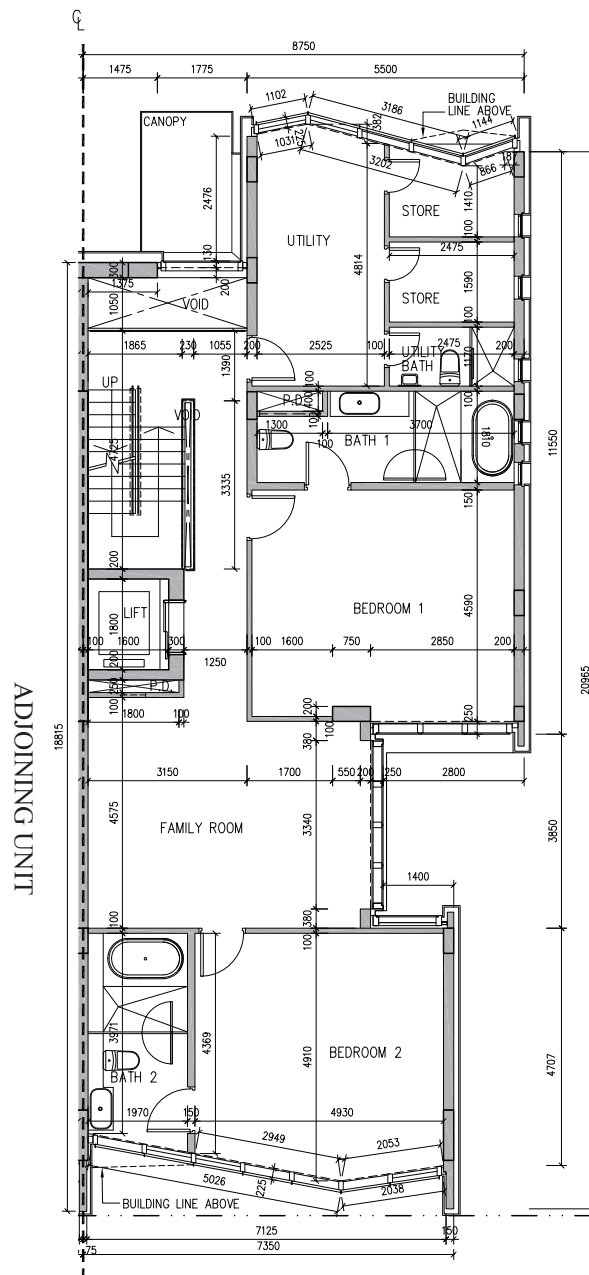
藍塘道25號A單位 - 地下至上層天台平面圖

Unit A, No. 25 Blue Pool Road - G/F to Upper Roof Floor Plan



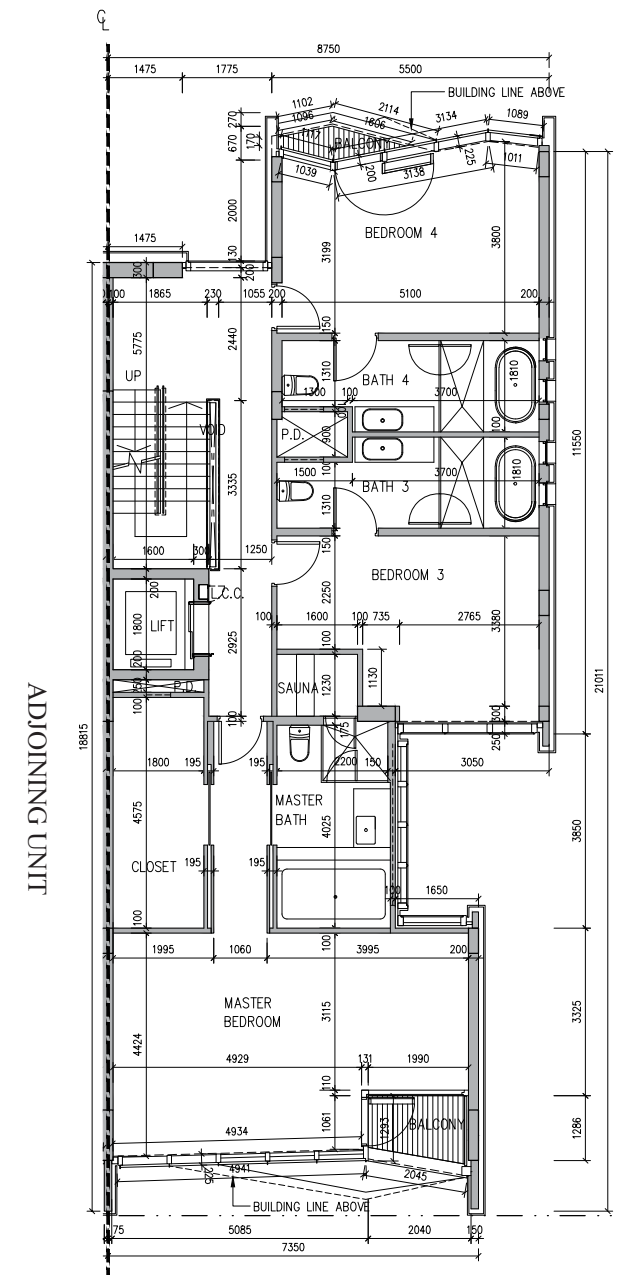
Scale 比例 0 1 2 3 4 5M米

地下平面圖  
G/F Plan



Scale 比例 0 1 2 3 4 5M米

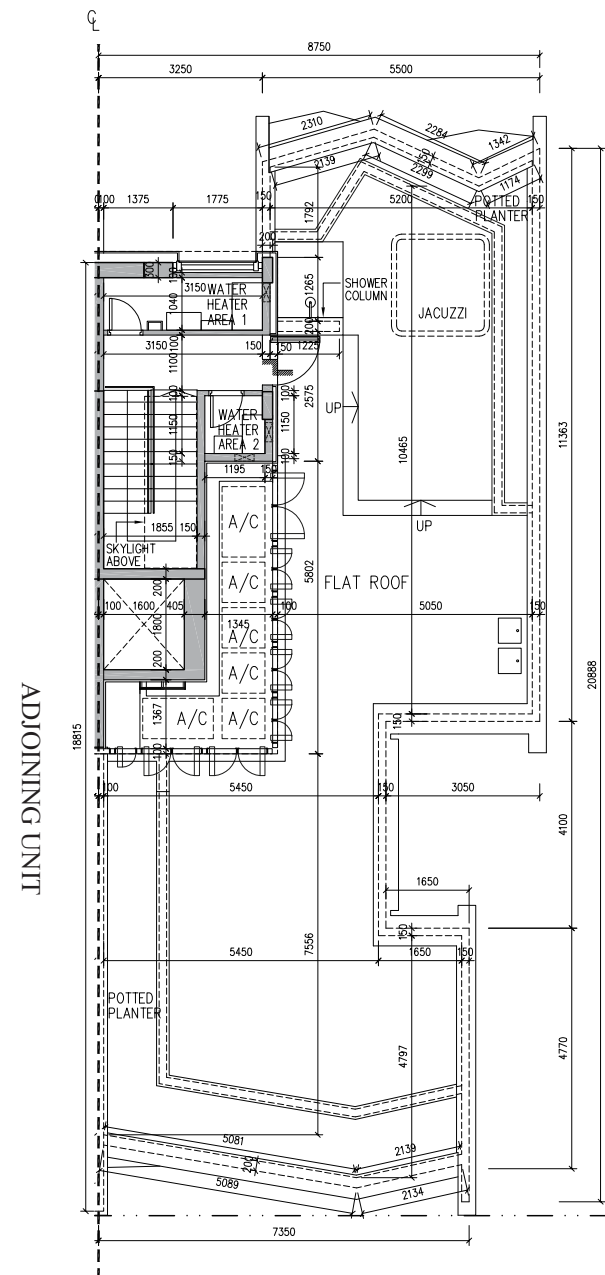
一樓平面圖  
1/F Plan



Scale 比例 0 1 2 3 4 5M米

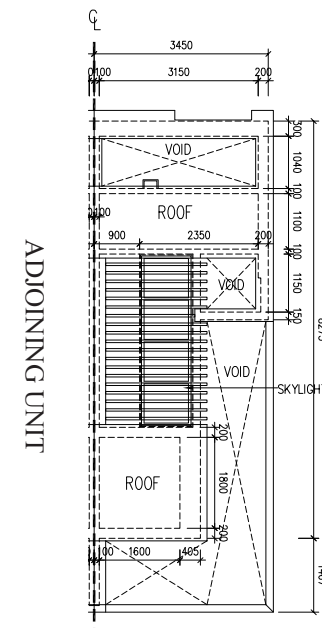
二樓平面圖  
2/F Plan





Scale 比例 0 1 2 3 4 5M米

天台平面圖  
Roof Floor Plan



Scale 比例 0 1 2 3 4 5M米

上層天台平面圖  
Upper Roof Floor Plan

住宅物業的描述 Description of Residential Property	樓層 Floor	樓板 (不包括灰泥) 的厚度 (毫米) Thickness of floor slabs (excluding plaster) (mm)
藍塘道25號A單位 Unit A, No. 25 Blue Pool Road	1/F	150, 250
	2/F	100, 150, 250
	R/F	150, 250
	UR/F	150

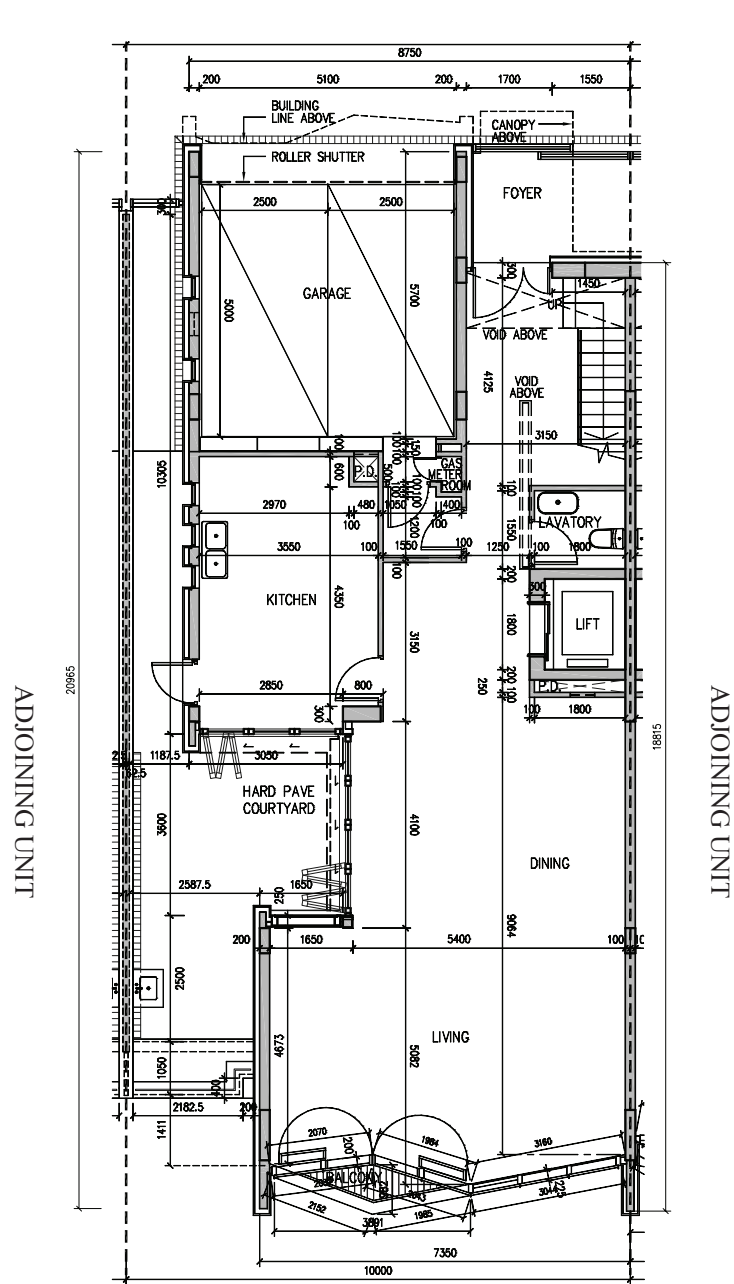
住宅物業的描述 Description of Residential Property	樓層 Floor	層與層間的高度 (米) Floor-to-Floor Height (m)
藍塘道25號A單位 Unit A, No. 25 Blue Pool Road	G/F	4
	1/F	3.25
	2/F	3.25
	R/F	2.4

1. 因住宅物業的較高樓層的結構牆的厚度遞減，較高樓層的內部面積，一般比較低樓層的內部面積稍大。
2. 平面圖所列之數字為以毫米標示之尺寸。

1. The internal areas of the residential properties on the upper floors will generally be slightly larger than those on the lower floors because of the reducing thickness of the structural walls on the upper floors.
2. The dimensions in floor plans are all in millimetre.

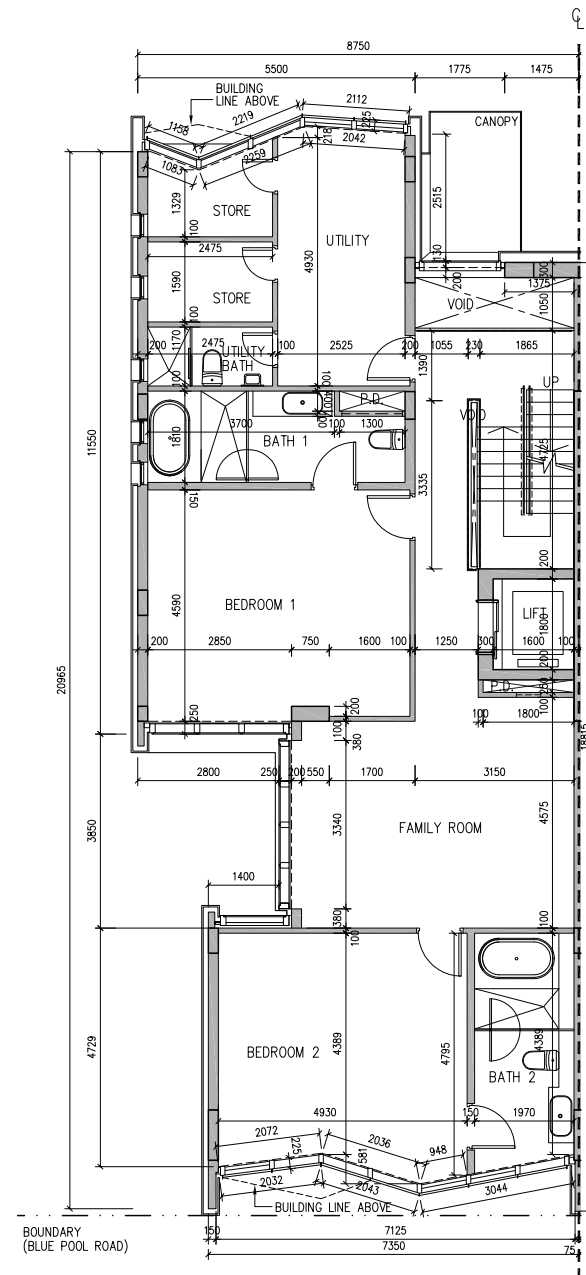
藍塘道25號B單位 - 地下至上層天台平面圖

Unit B, No. 25 Blue Pool Road - G/F to Upper Roof Floor Plan



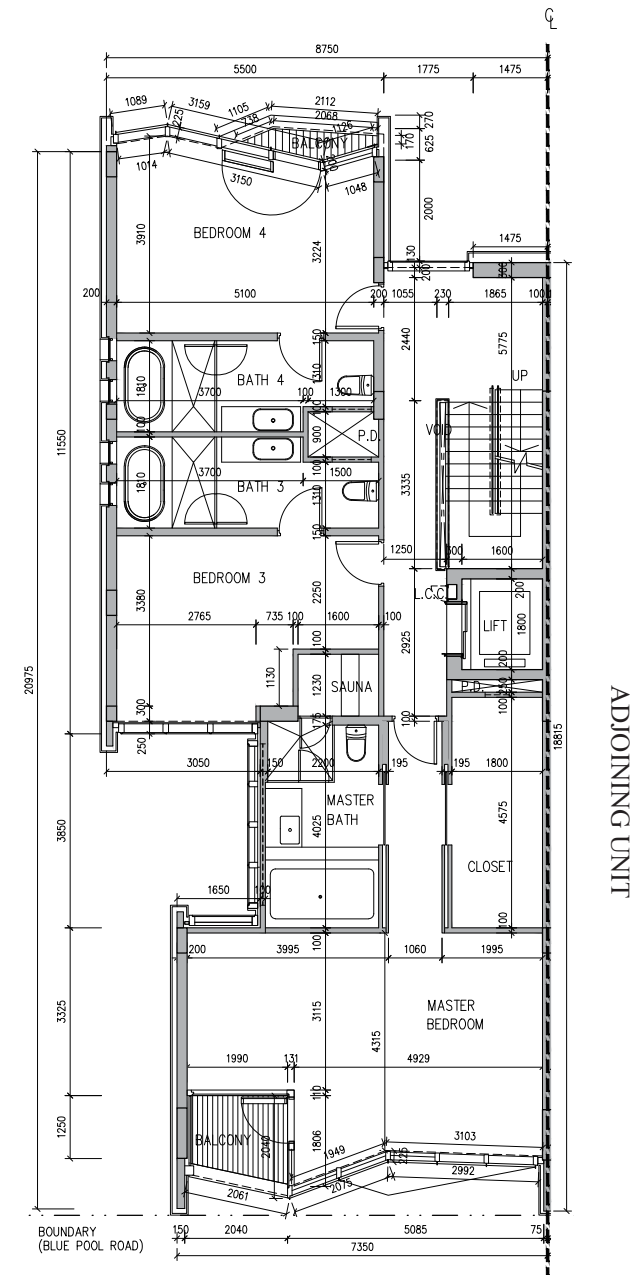
Scale 比例 0 1 2 3 4 5M米

地下平面圖  
G/F Plan



Scale 比例 0 1 2 3 4 5M米

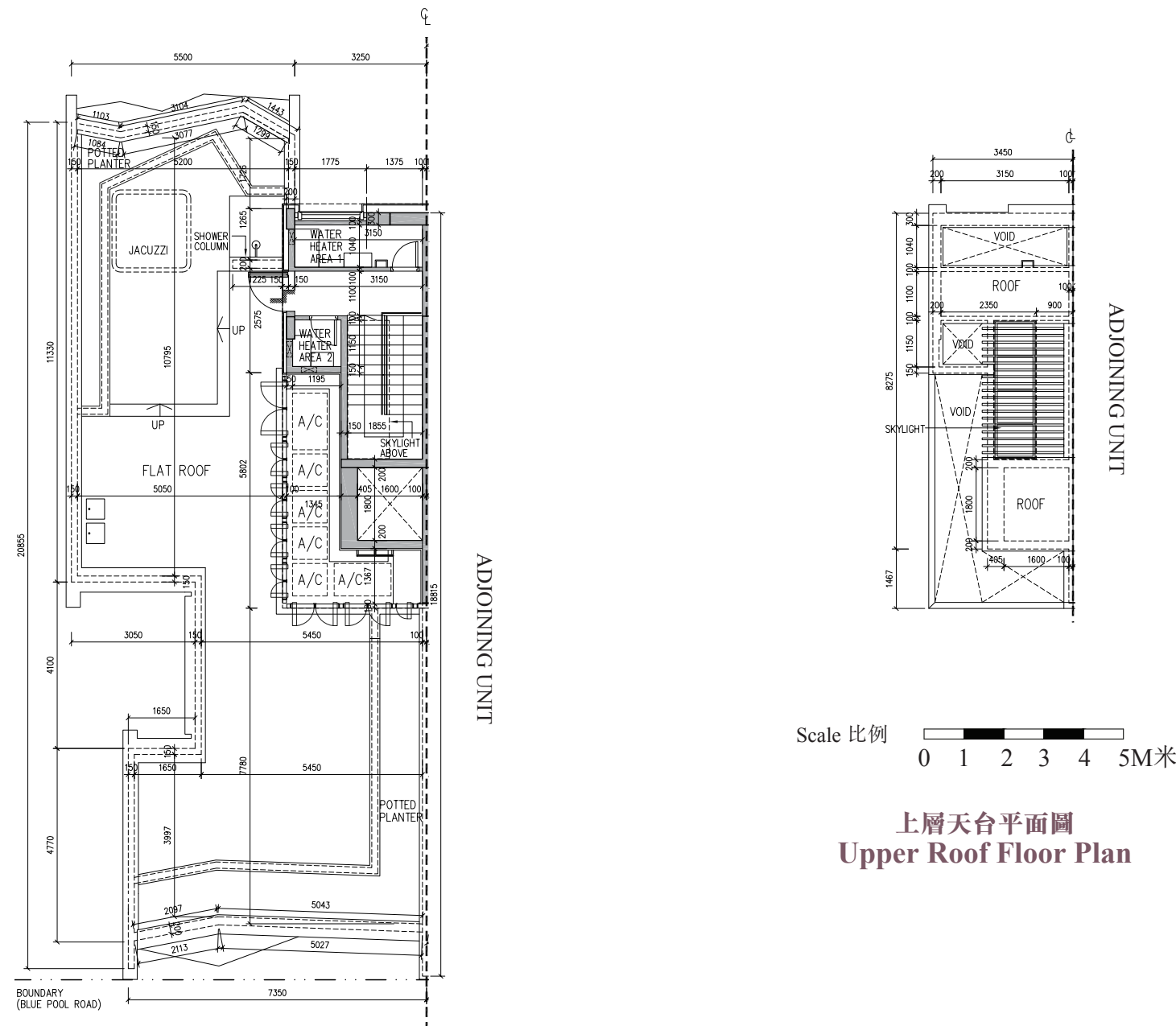
一樓平面圖  
1/F Plan



Scale 比例 0 1 2 3 4 5M米

二樓平面圖  
2/F Plan





Scale 比例 0 1 2 3 4 5M米

上層天台平面圖  
Upper Roof Floor Plan

Scale 比例 0 1 2 3 4 5M米

天台平面圖  
Roof Floor Plan

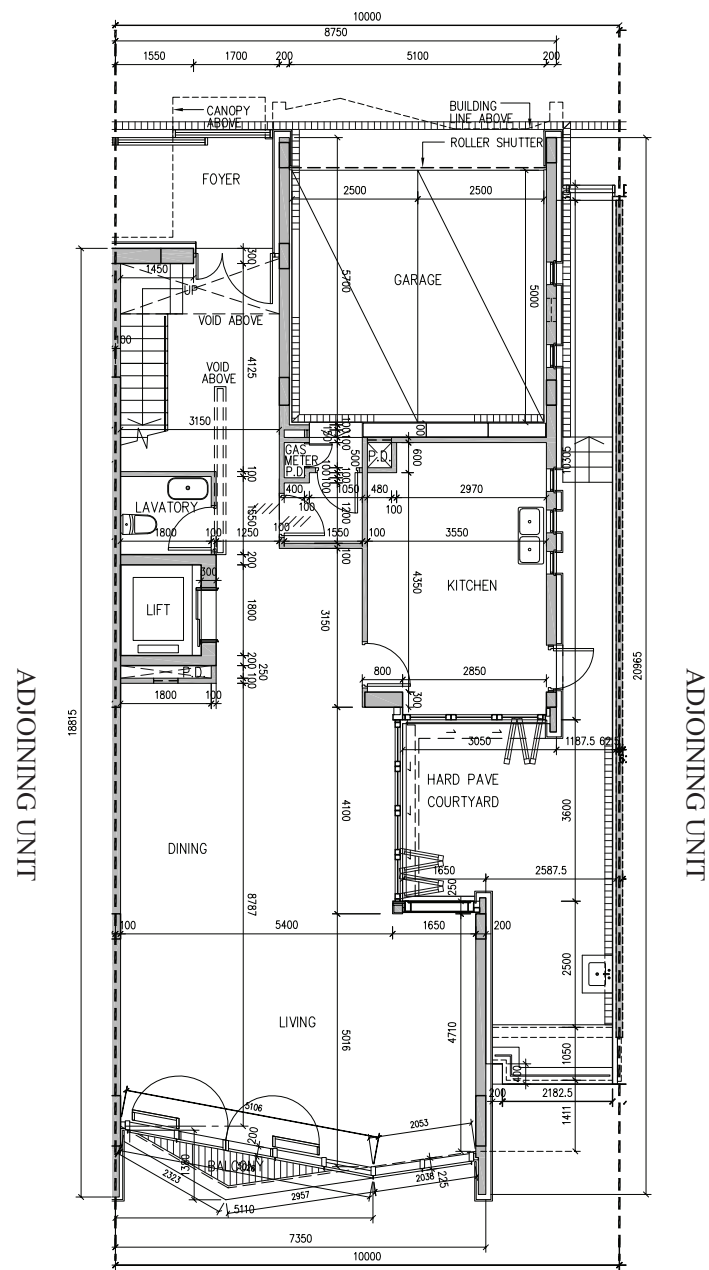
住宅物業的描述 Description of Residential Property	樓層 Floor	樓板 (不包括灰泥) 的厚度 (毫米) Thickness of floor slabs (excluding plaster) (mm)
藍塘道25號B單位 Unit B, No. 25 Blue Pool Road	1/F	150, 250
	2/F	100, 150, 250
	R/F	150, 250
	UR/F	150

住宅物業的描述 Description of Residential Property	樓層 Floor	層與層間的高度 (米) Floor-to-Floor Height (m)
藍塘道25號B單位 Unit B, No. 25 Blue Pool Road	G/F	4
	1/F	3.25
	2/F	3.25
	R/F	2.4

1. 因住宅物業的較高樓層的結構牆的厚度遞減，較高樓層的內部面積，一般比較低樓層的內部面積稍大。
  2. 平面圖所列之數字為以毫米標示之尺寸。
1. The internal areas of the residential properties on the upper floors will generally be slightly larger than those on the lower floors because of the reducing thickness of the structural walls on the upper floors.
  2. The dimensions in floor plans are all in millimetre.

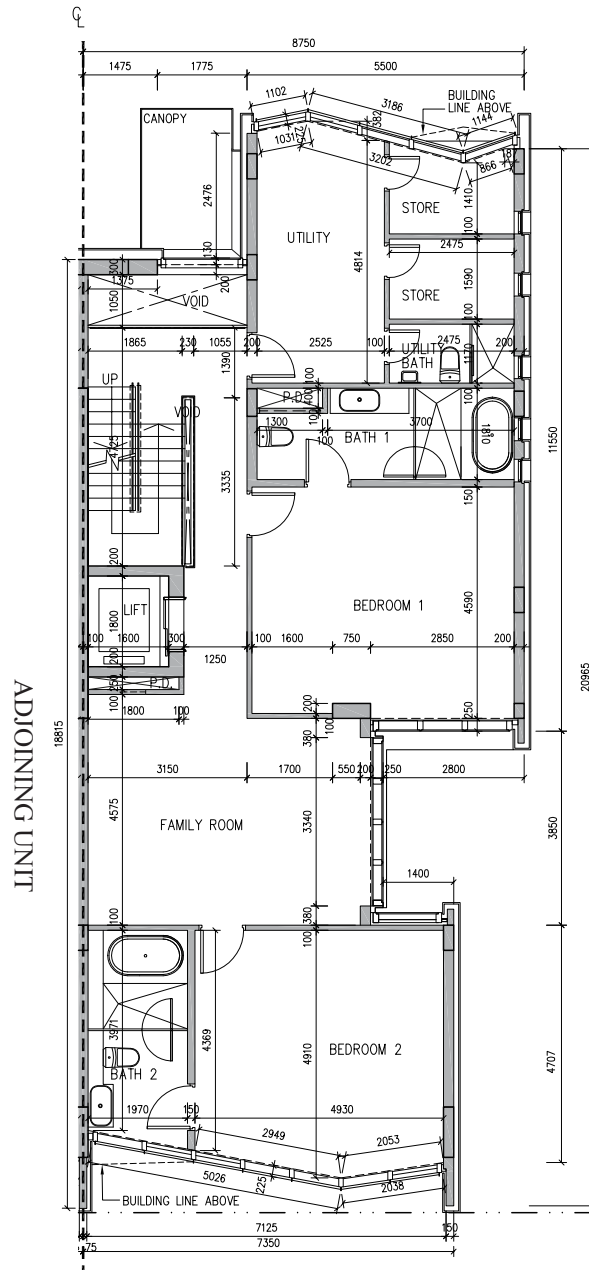
藍塘道27號A單位 - 地下至上層天台平面圖

Unit A, No. 27 Blue Pool Road - G/F to Upper Roof Floor Plan



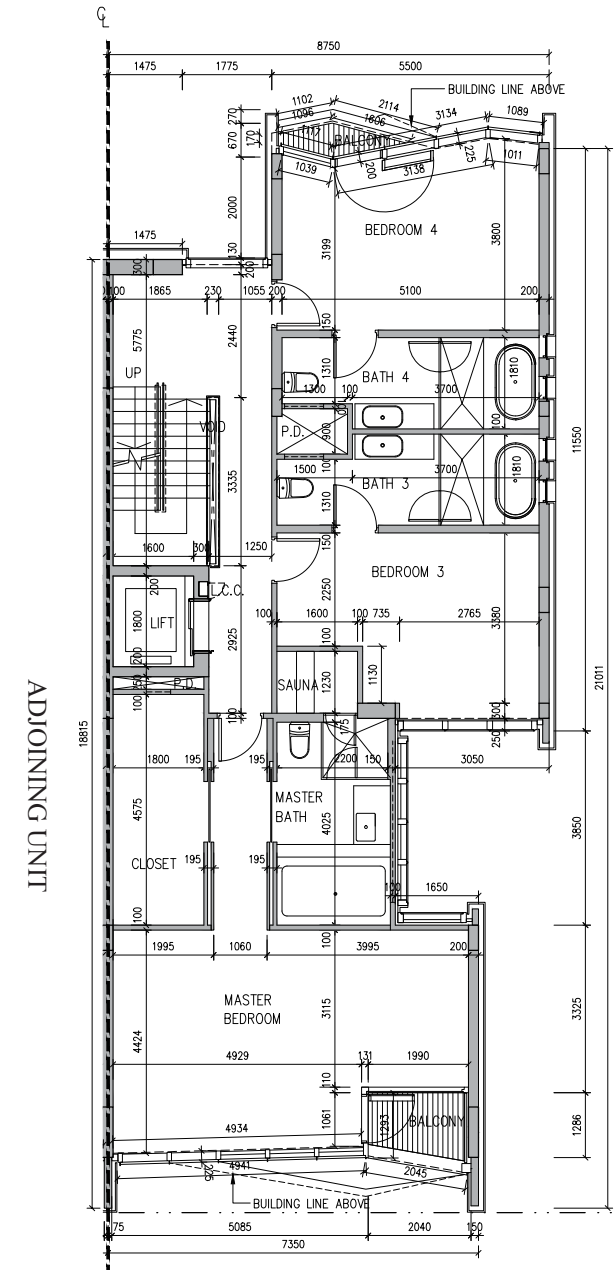
Scale 比例 0 1 2 3 4 5M米

地下平面圖  
G/F Plan



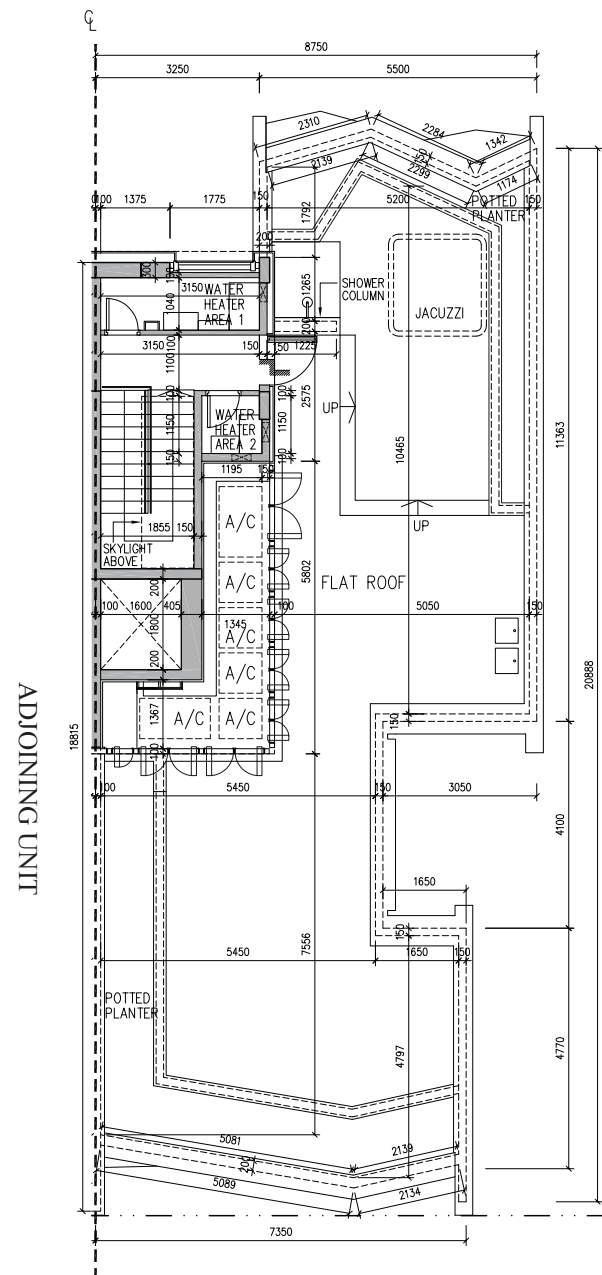
Scale 比例 0 1 2 3 4 5M米

一樓平面圖  
1/F Plan



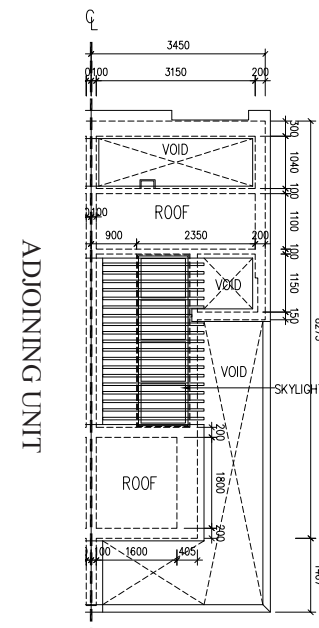
Scale 比例 0 1 2 3 4 5M米

二樓平面圖  
2/F Plan



Scale 比例 0 1 2 3 4 5M米

天台平面圖  
Roof Floor Plan



Scale 比例 0 1 2 3 4 5M米

上層天台平面圖  
Upper Roof Floor Plan

住宅物業的描述 Description of Residential Property	樓層 Floor	樓板 (不包括灰泥) 的厚度 (毫米) Thickness of floor slabs (excluding plaster) (mm)
藍塘道27號A單位 Unit A, No. 27 Blue Pool Road	1/F	150, 250
	2/F	100, 150, 250
	R/F	150, 250
	UR/F	150

住宅物業的描述 Description of Residential Property	樓層 Floor	層與層間的高度 (米) Floor-to-Floor Height (m)
藍塘道27號A單位 Unit A, No. 27 Blue Pool Road	G/F	4
	1/F	3.25
	2/F	3.25
	R/F	2.4

1. 因住宅物業的較高樓層的結構牆的厚度遞減，較高樓層的內部面積，一般比較低樓層的內部面積稍大。
2. 平面圖所列之數字為以毫米標示之尺寸。

1. The internal areas of the residential properties on the upper floors will generally be slightly larger than those on the lower floors because of the reducing thickness of the structural walls on the upper floors.
2. The dimensions in floor plans are all in millimetre.



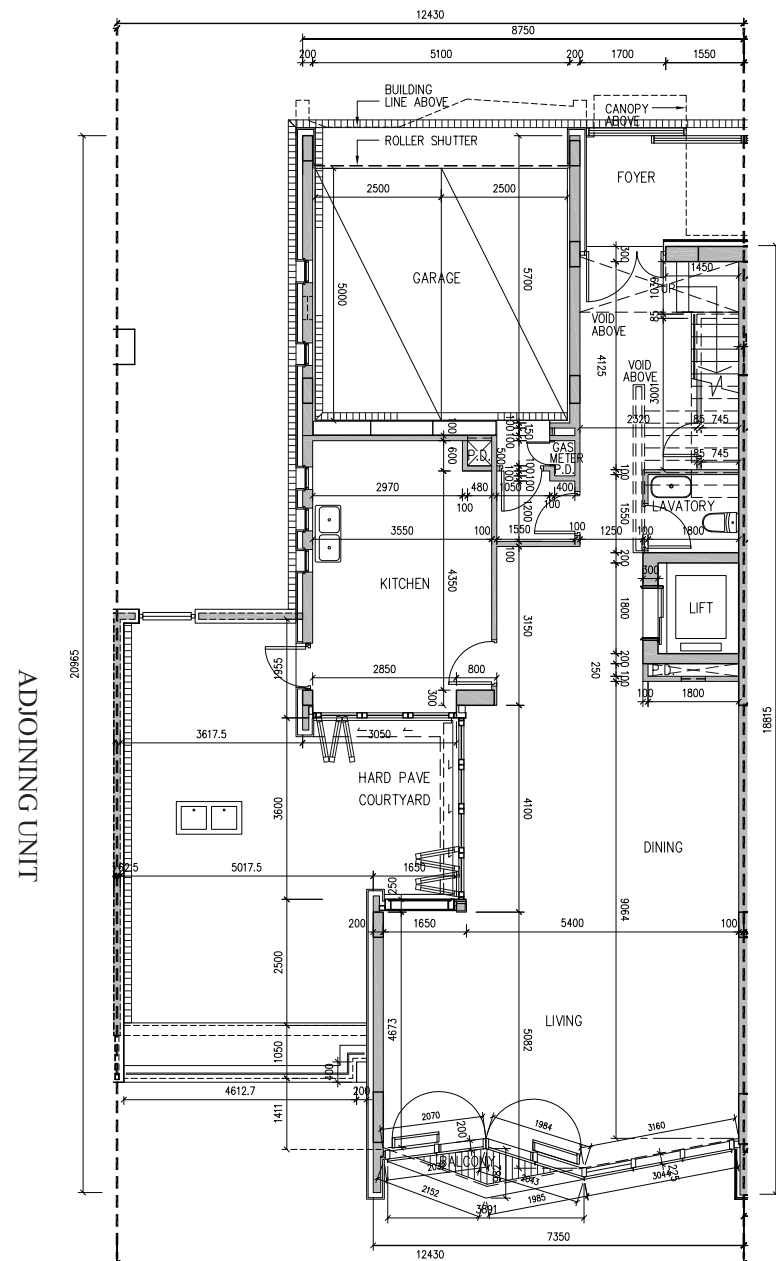
# 12

## 發展項目的住宅物業的樓面平面圖

### FLOOR PLANS OF RESIDENTIAL PROPERTIES IN THE DEVELOPMENT

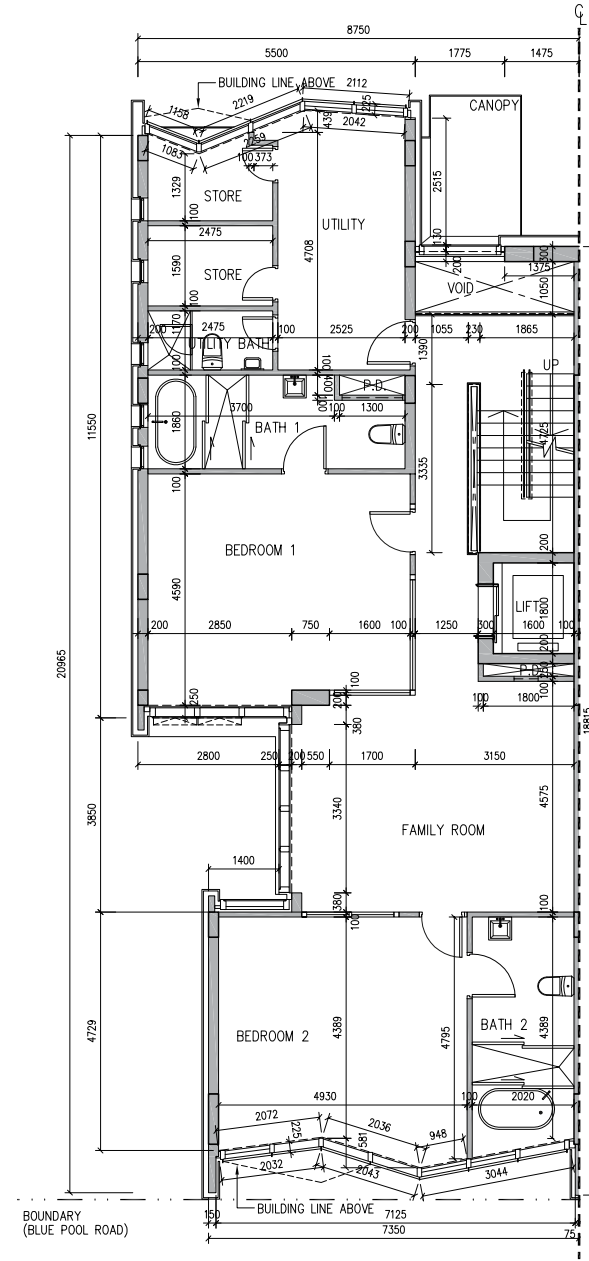
藍塘道27號B單位 - 地下至上層天台平面圖

Unit B, No. 27 Blue Pool Road - G/F to Upper Roof Floor Plan



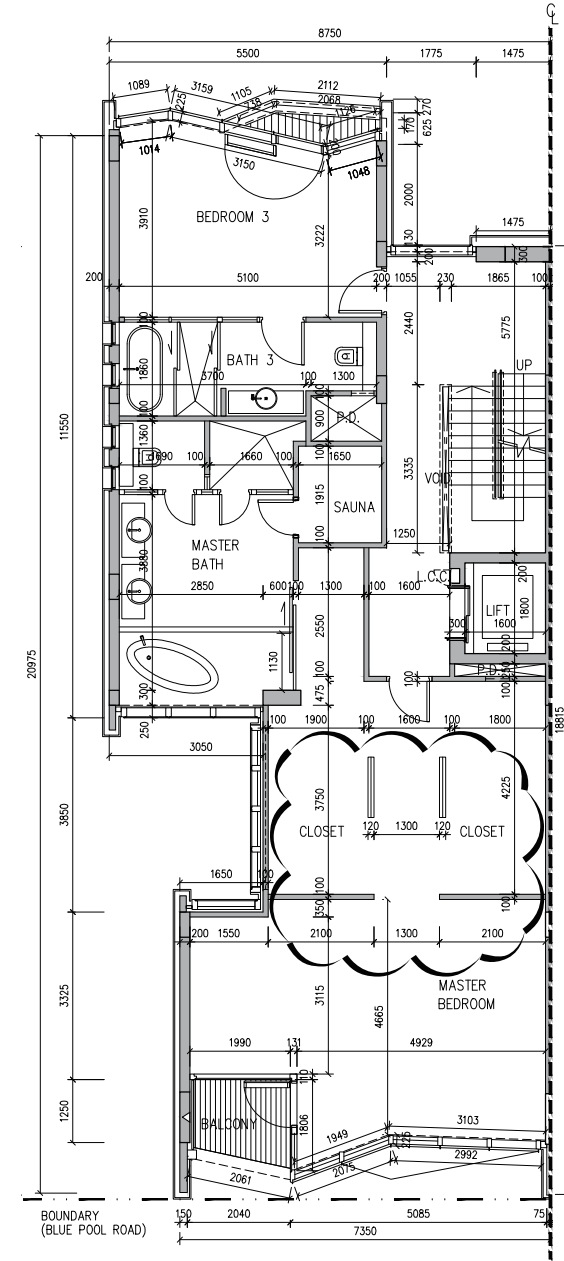
Scale 比例 0 1 2 3 4 5M米

地下平面圖  
G/F Plan



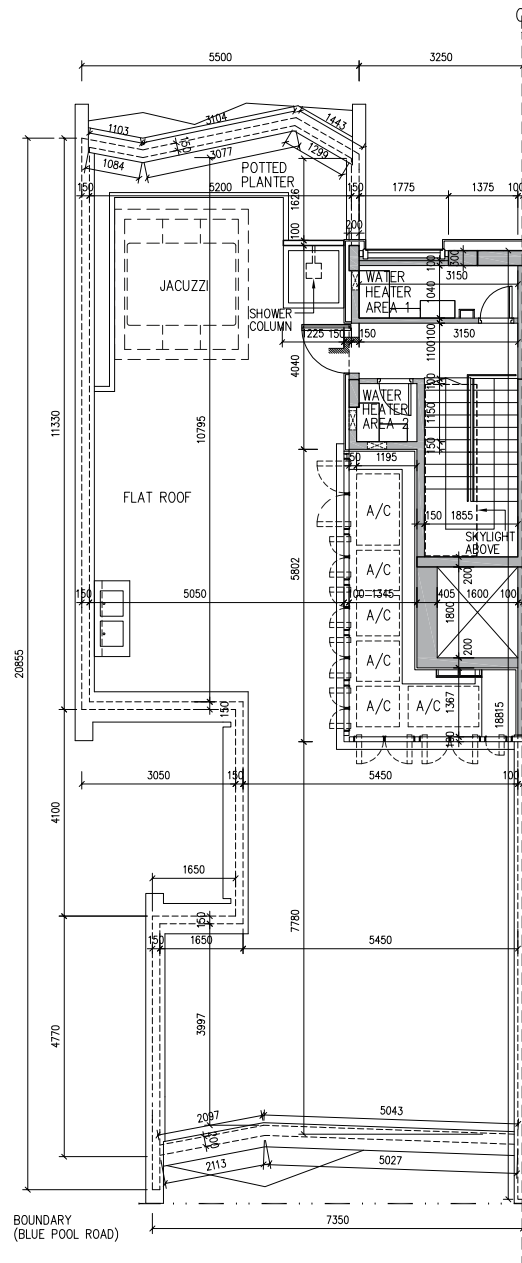
Scale 比例 0 1 2 3 4 5M米

一樓平面圖  
1/F Plan



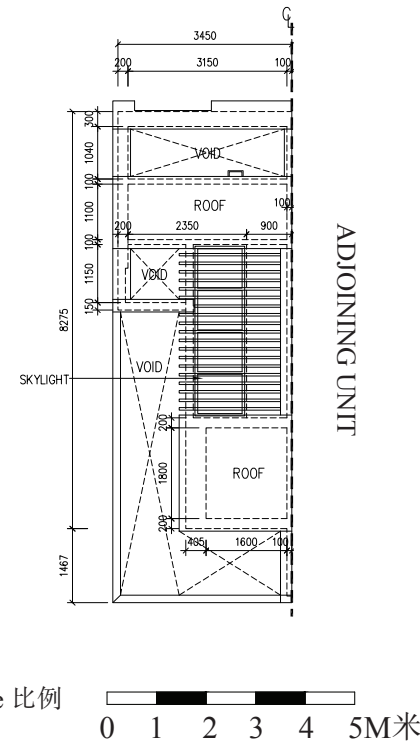
Scale 比例 0 1 2 3 4 5M米

二樓平面圖  
2/F Plan

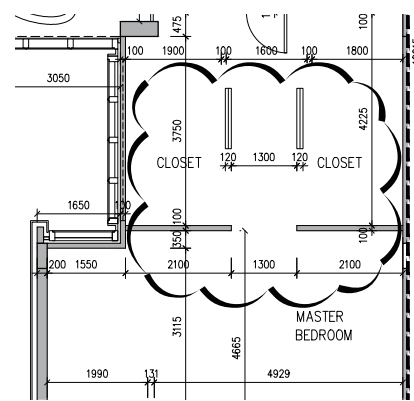


Scale 比例 0 1 2 3 4 5M米

天台平面圖  
Roof Floor Plan



上層天台平面圖  
Upper Roof Floor Plan



Scale 比例 0 1 2 3 4 5M米

2樓現狀間隔平面圖  
2/F Plan Showing "As-is" Layout

備注：  
於有關單位(藍塘道27號B單位)交樓時，二樓主人睡房的入口(經衣帽間)闊道將會收窄。  
有關闊道的收窄為獲《建築物條例》豁免的改動。  
Notes:  
Upon handover of the relevant unit (Unit B, No.27 Blue Pool Road), the width of the entrance (through the closet) to the Master Bedroom on 2/F will be reduced.  
Such reduction in width will be done by way of exempted works under the Buildings Ordinance.

住宅物業的描述 Description of Residential Property	樓層 Floor	樓板(不包括灰泥)的厚度(毫米) Thickness of floor slabs (excluding plaster) (mm)
藍塘道27號B單位 Unit B, No. 27 Blue Pool Road	1/F	150, 250
	2/F	100, 150, 250
	R/F	150, 250
	UR/F	150

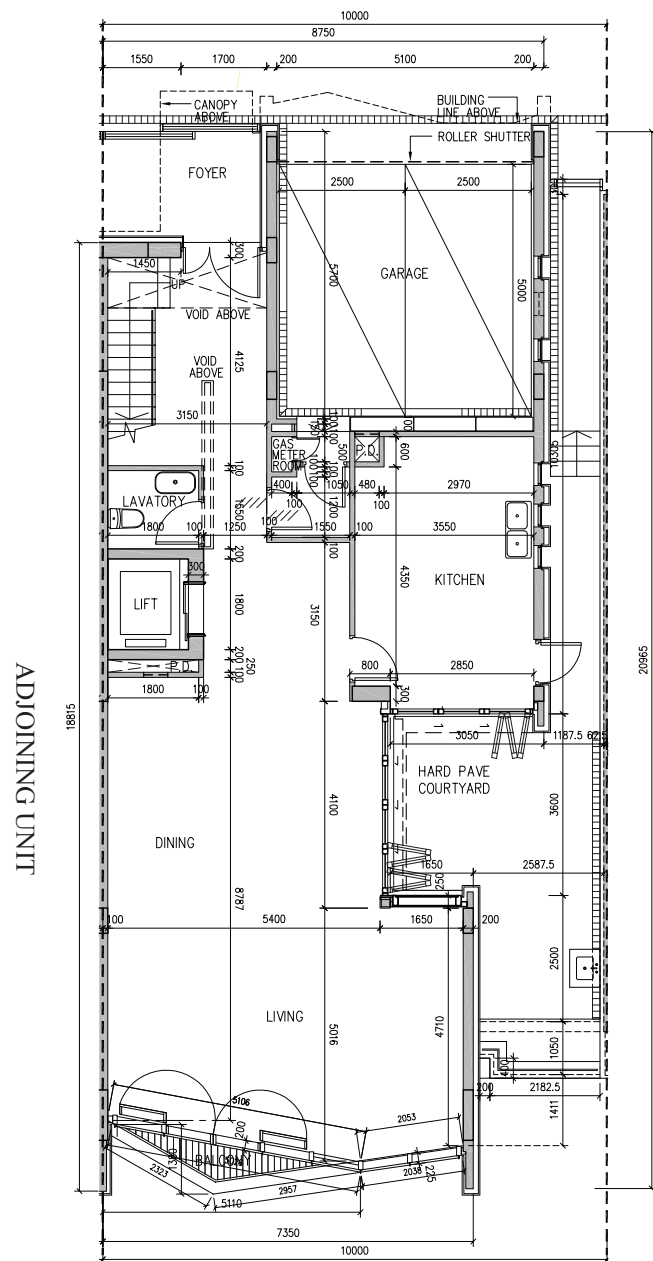
住宅物業的描述 Description of Residential Property	樓層 Floor	層與層間的高度(米) Floor-to-Floor Height (m)
藍塘道27號B單位 Unit B, No. 27 Blue Pool Road	G/F	4
	1/F	3.25
	2/F	3.25
	R/F	2.4

1. 因住宅物業的較高樓層的結構牆的厚度遞減，較高樓層的內部面積，一般比較低樓層的內部面積稍大。
2. 平面圖所列之數字為以毫米標示之尺寸。

1. The internal areas of the residential properties on the upper floors will generally be slightly larger than those on the lower floors because of the reducing thickness of the structural walls on the upper floors.
2. The dimensions in floor plans are all in millimetre.

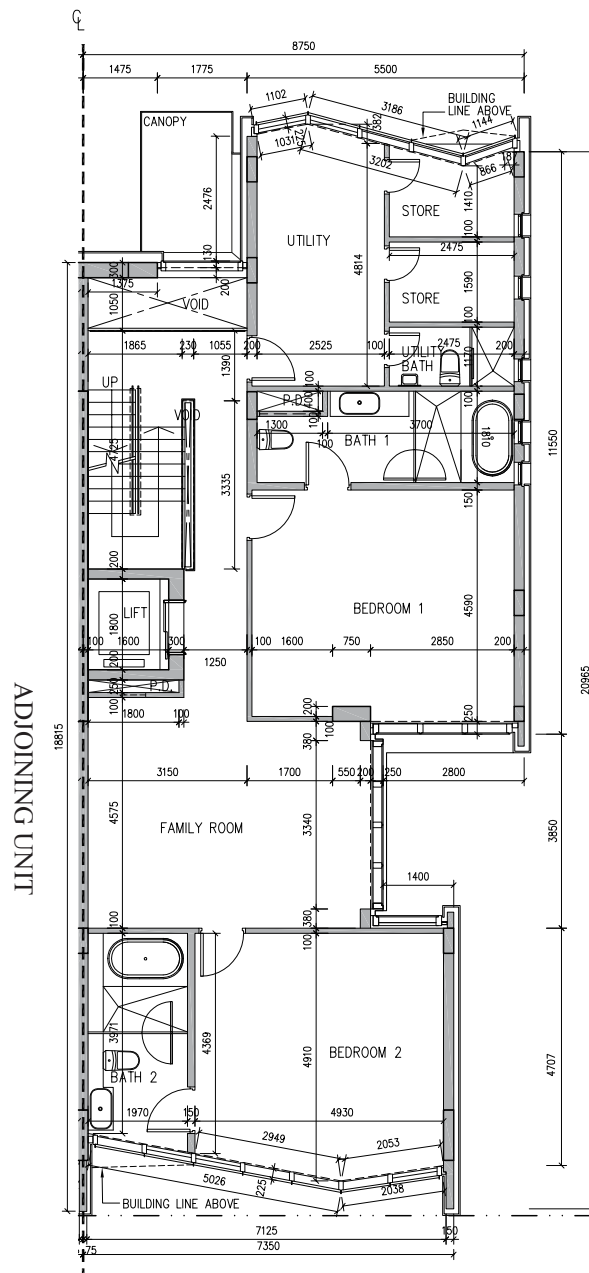
藍塘道29號A單位 - 地下至上層天台平面圖

Unit A of No. 29 Blue Pool Road - G/F to Upper Roof Floor Plan



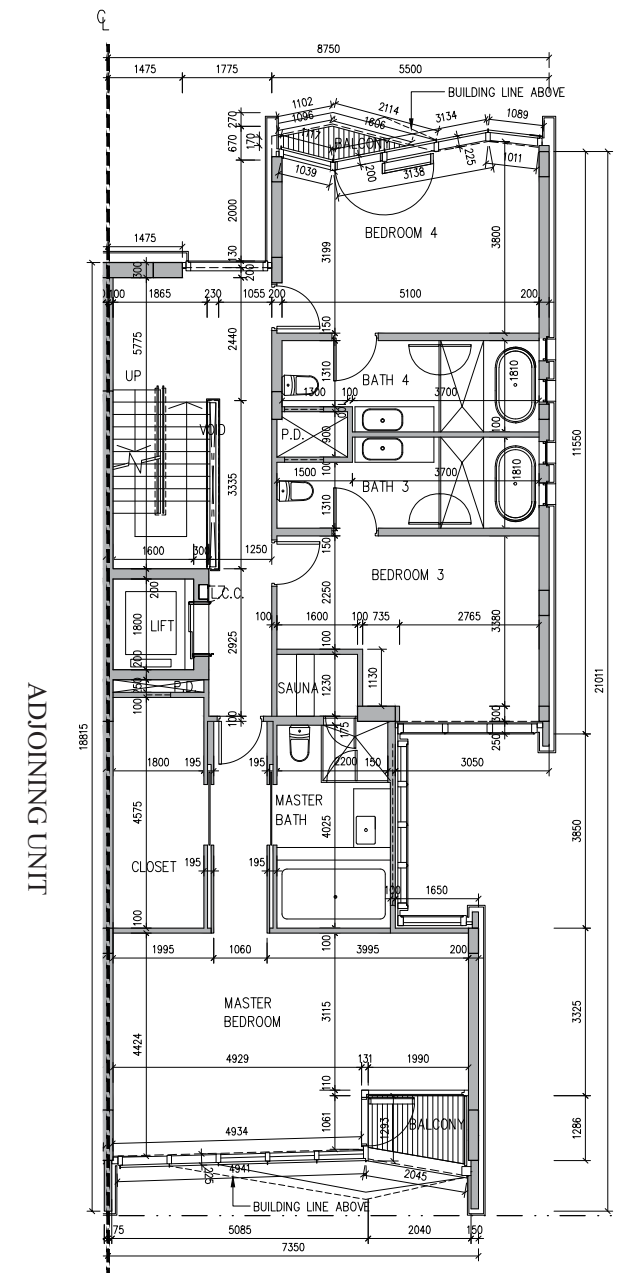
Scale 比例 0 1 2 3 4 5M米

地下平面圖  
G/F Plan



Scale 比例 0 1 2 3 4 5M米

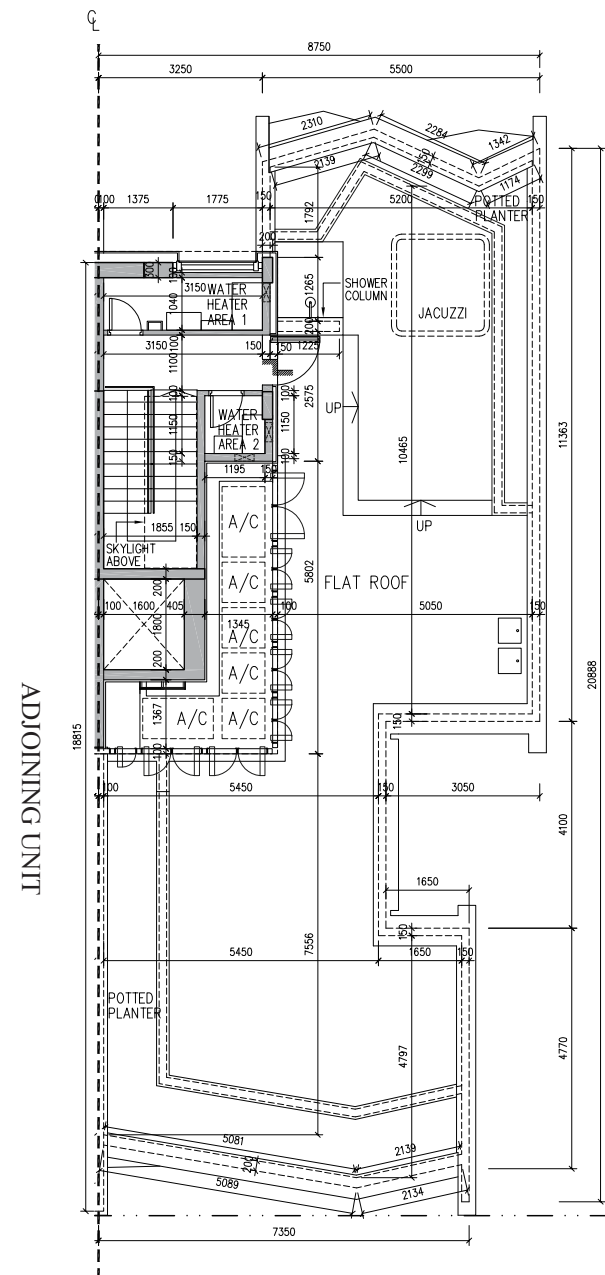
一樓平面圖  
1/F Plan



Scale 比例 0 1 2 3 4 5M米

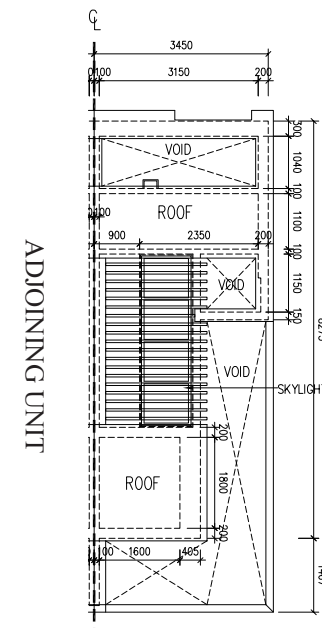
二樓平面圖  
2/F Plan





Scale 比例 0 1 2 3 4 5M米

天台平面圖  
Roof Floor Plan



Scale 比例 0 1 2 3 4 5M米

上層天台平面圖  
Upper Roof Floor Plan

住宅物業的描述 Description of Residential Property	樓層 Floor	樓板 (不包括灰泥) 的厚度 (毫米) Thickness of floor slabs (excluding plaster) (mm)
藍塘道29號A單位 Unit A of No. 29 Blue Pool Road	1/F	150, 250
	2/F	100, 150, 250
	R/F	150, 250
	UR/F	150

住宅物業的描述 Description of Residential Property	樓層 Floor	層與層間的高度 (米) Floor-to-Floor Height (m)
藍塘道29號A單位 Unit A of No. 29 Blue Pool Road	G/F	4
	1/F	3.25
	2/F	3.25
	R/F	2.4

1. 因住宅物業的較高樓層的結構牆的厚度遞減，較高樓層的內部面積，一般比較低樓層的內部面積稍大。
2. 平面圖所列之數字為以毫米標示之尺寸。

1. The internal areas of the residential properties on the upper floors will generally be slightly larger than those on the lower floors because of the reducing thickness of the structural walls on the upper floors.
2. The dimensions in floor plans are all in millimetre.

|

**Blank**

---

**Blank**



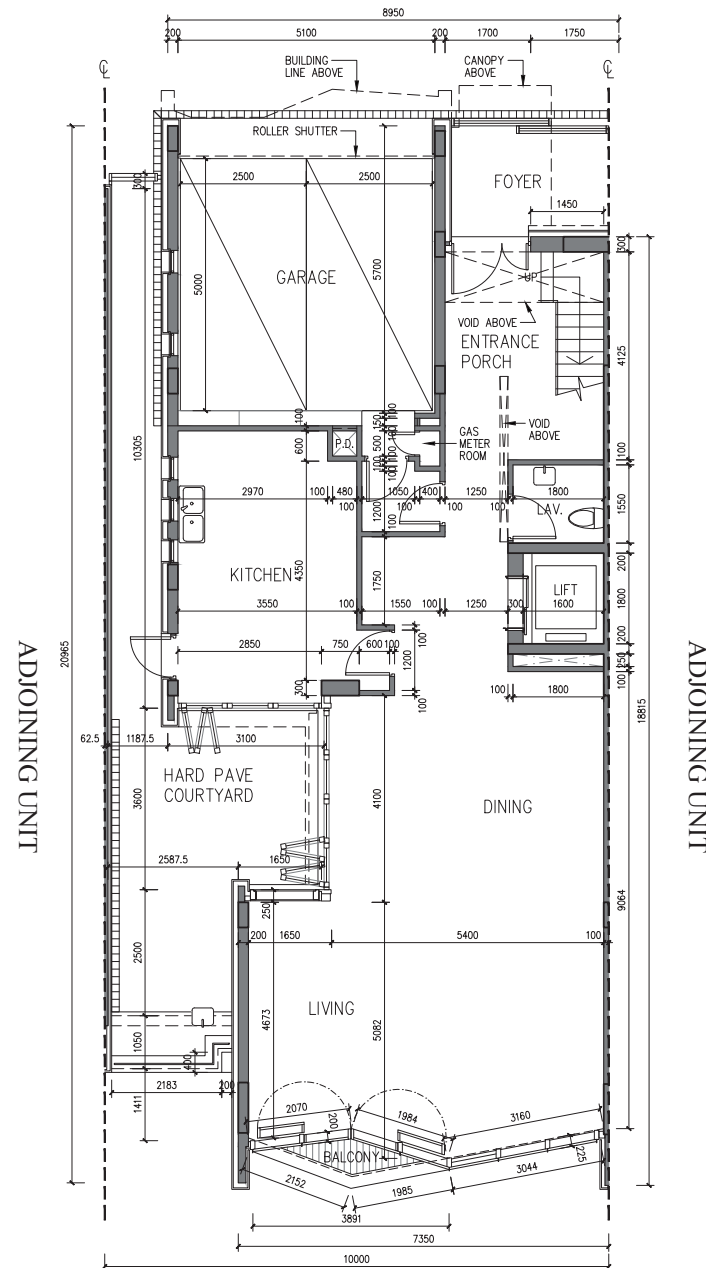
# 12

## 發展項目的住宅物業的樓面平面圖

### FLOOR PLANS OF RESIDENTIAL PROPERTIES IN THE DEVELOPMENT

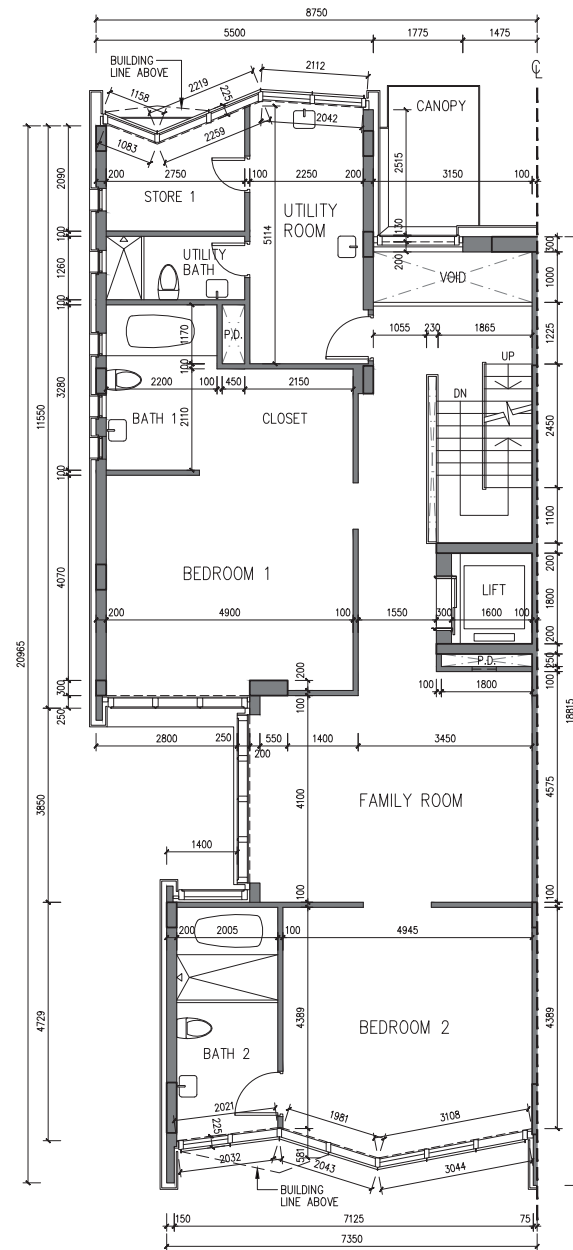
藍塘道29號B單位 - 地下至上層天台平面圖

Unit B of No. 29 Blue Pool Road - G/F to Upper Roof Floor Plan



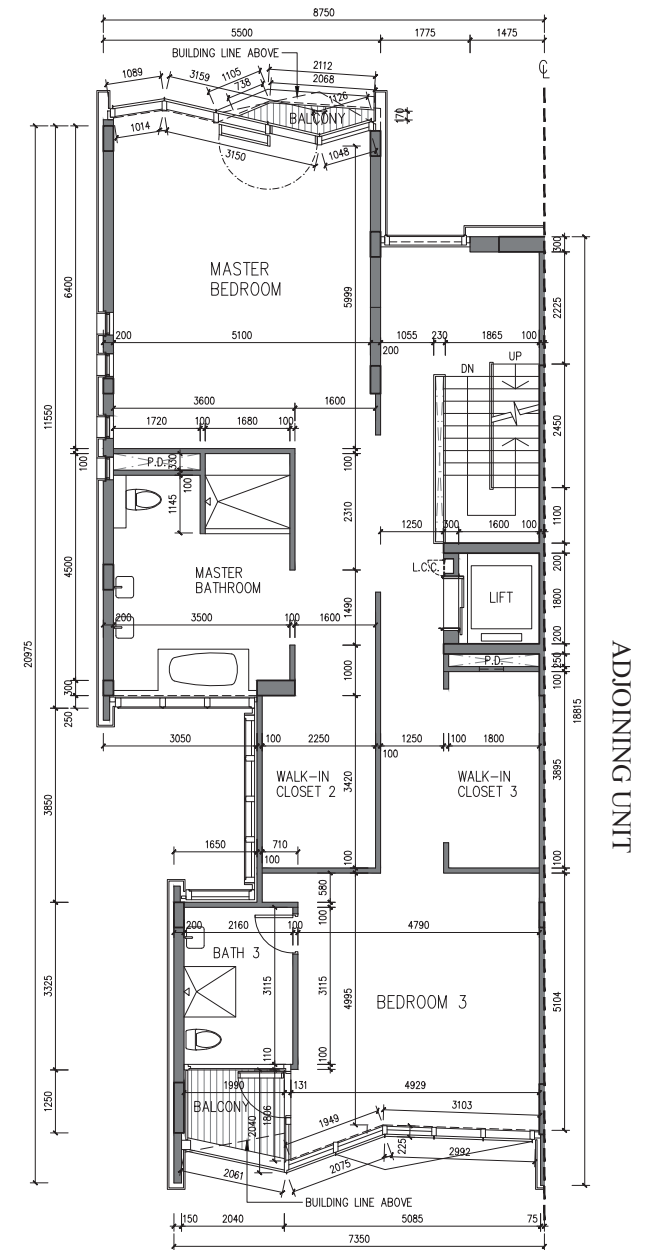
Scale 比例 0 1 2 3 4 5M米

地下平面圖  
G/F Plan



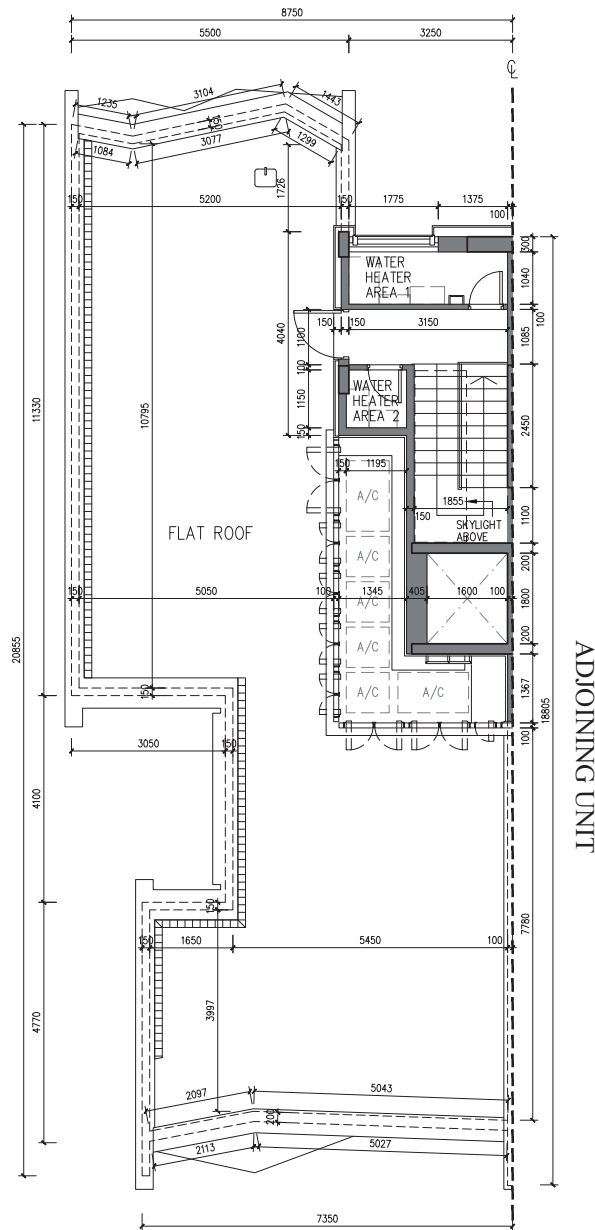
Scale 比例 0 1 2 3 4 5M米

一樓平面圖  
1/F Plan



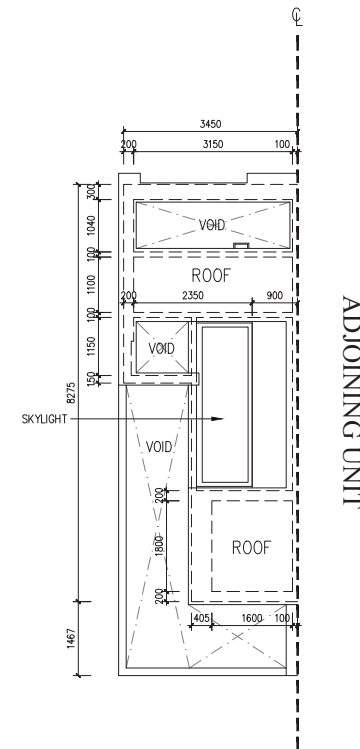
Scale 比例 0 1 2 3 4 5M米

二樓平面圖  
2/F Plan



Scale 比例 0 1 2 3 4 5M米

天台平面圖  
Roof Floor Plan



Scale 比例 0 1 2 3 4 5M米

上層天台平面圖  
Upper Roof Floor Plan

住宅物業的描述 Description of Residential Property	樓層 Floor	樓板 (不包括灰泥) 的厚度 (毫米) Thickness of floor slabs (excluding plaster) (mm)
藍塘道29號B單位 Unit B of No. 29 Blue Pool Road	1/F	150, 250
	2/F	100, 150, 250
	R/F	150, 250
	UR/F	150

住宅物業的描述 Description of Residential Property	樓層 Floor	層與層間的高度 (米) Floor-to-Floor Height (m)
藍塘道29號B單位 Unit B of No. 29 Blue Pool Road	G/F	4
	1/F	3.25
	2/F	3.25
	R/F	2.4

1. 因住宅物業的較高樓層的結構牆的厚度遞減，較高樓層的內部面積，一般比較低樓層的內部面積稍大。
2. 平面圖所列之數字為以毫米標示之尺寸。

1. The internal areas of the residential properties on the upper floors will generally be slightly larger than those on the lower floors because of the reducing thickness of the structural walls on the upper floors.
2. The dimensions in floor plans are all in millimetre.

|

**Blank**



---

**Blank**

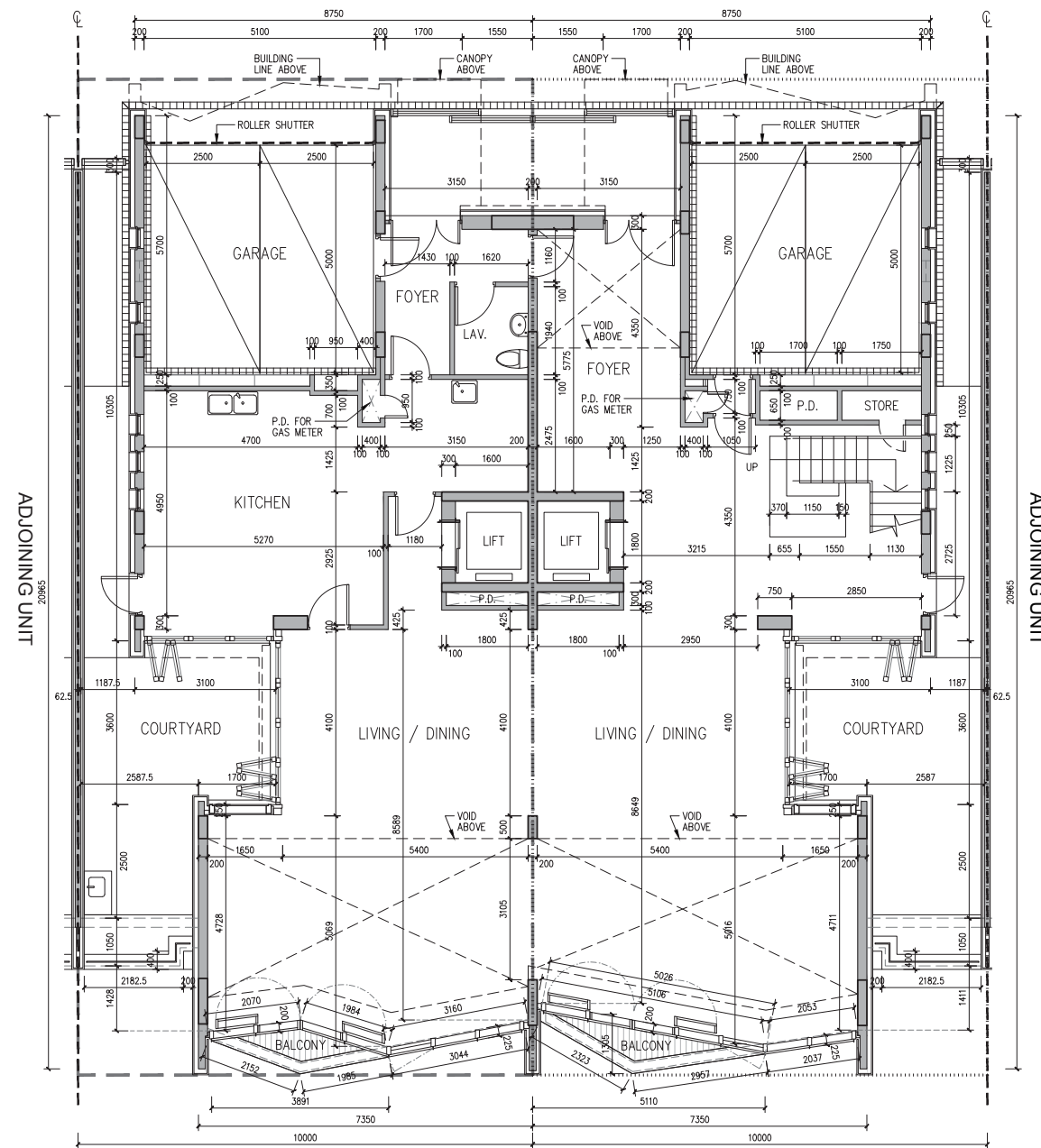
# 12

## 發展項目的住宅物業的樓面平面圖

### FLOOR PLANS OF RESIDENTIAL PROPERTIES IN THE DEVELOPMENT

藍塘道31號A及B單位 - 地下至天台平面圖

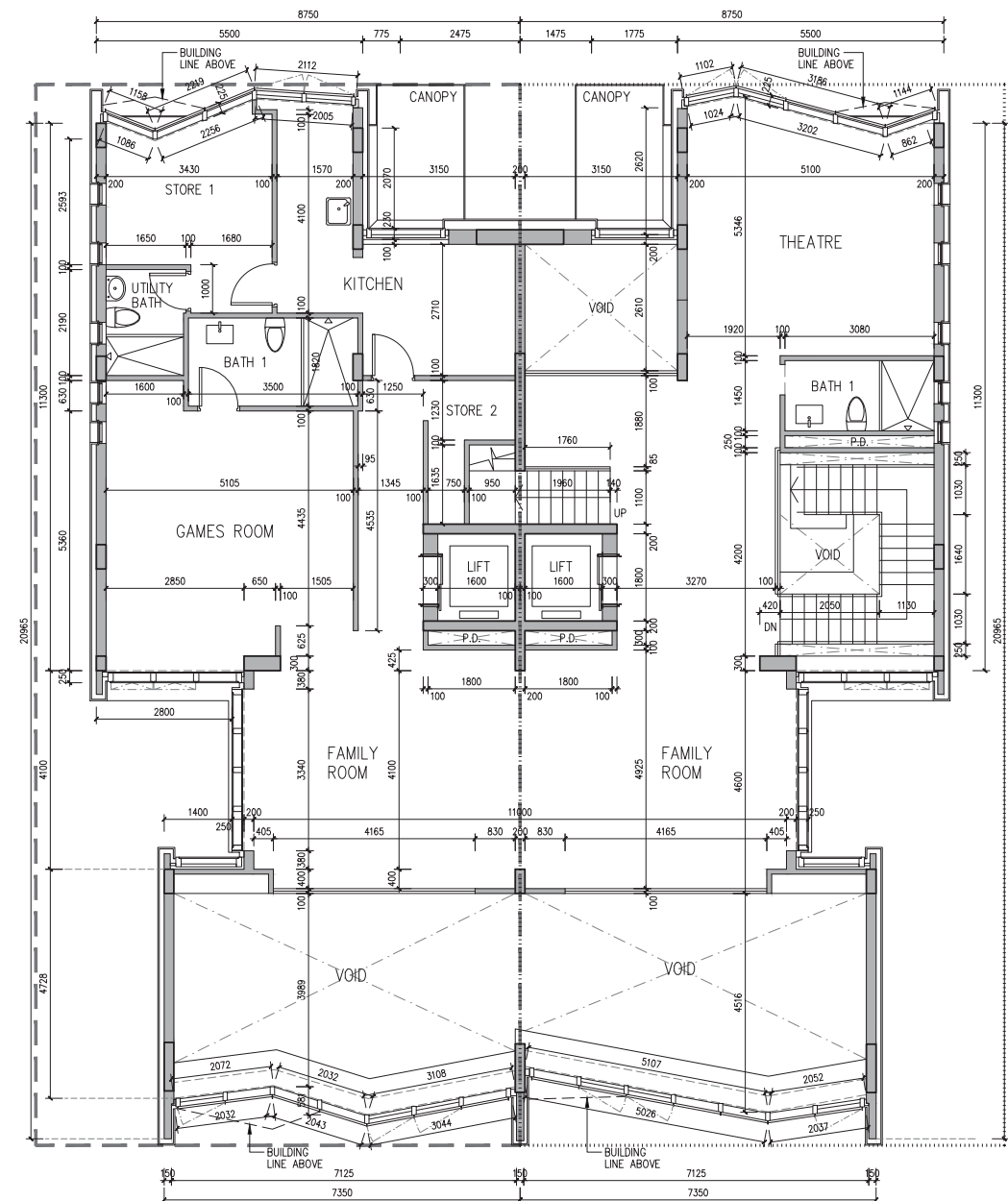
Unit A and B of No. 31 Blue Pool Road - G/F to Roof Floor Plan



Scale 比例 0 1 2 3 4 5M米

地下平面圖  
G/F Plan

- Boundary of unit A
- A單位地界線
- Boundary of unit B
- B單位地界線



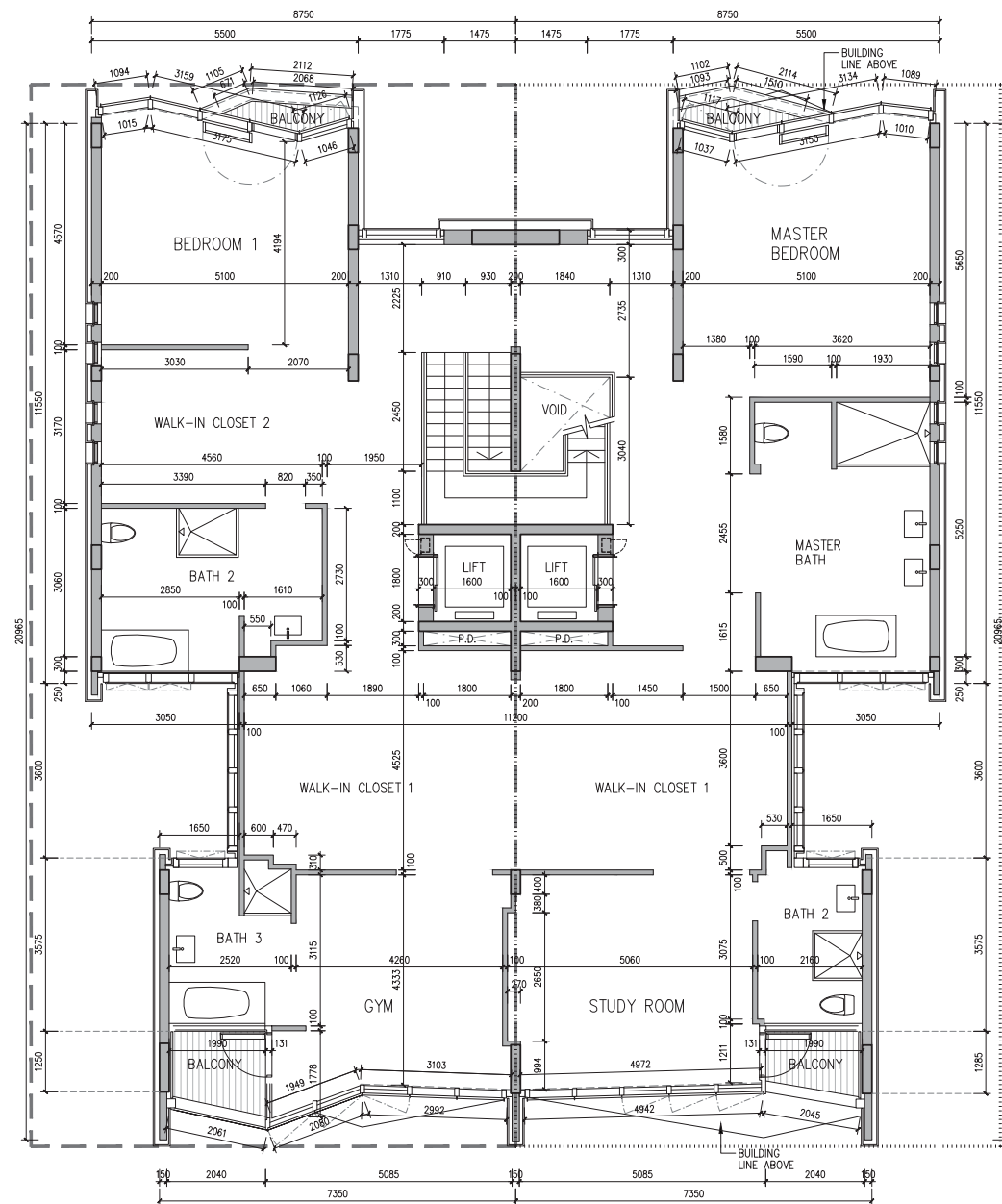
Scale 比例 0 1 2 3 4 5M米

一樓平面圖  
1/F Plan

# 12

## 發展項目的住宅物業的樓面平面圖

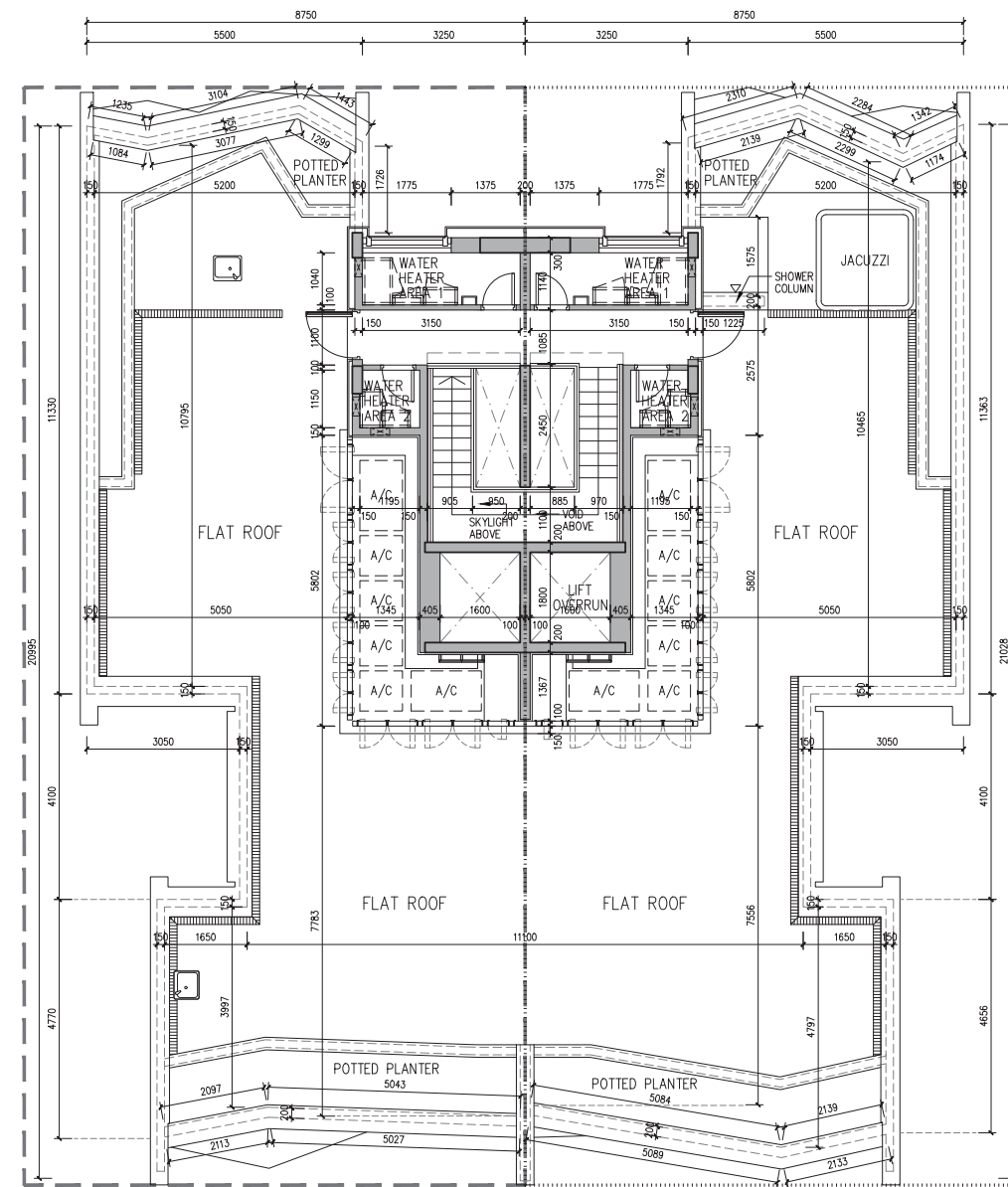
### FLOOR PLANS OF RESIDENTIAL PROPERTIES IN THE DEVELOPMENT



Scale 比例 0 1 2 3 4 5M米

- Boundary of unit A
- A單位地界線
- Boundary of unit B
- B單位地界線

二樓平面圖  
2/F Plan



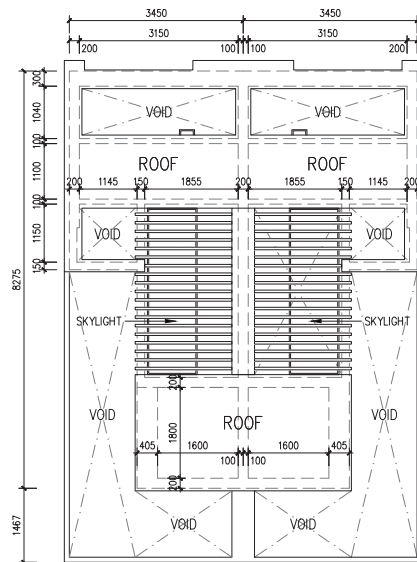
Scale 比例 0 1 2 3 4 5M米

天台平面圖  
Roof Floor Plan



#### 藍塘道31號A及B單位 – 地下至天台平面圖

#### Unit A and B of No. 31 Blue Pool Road – G/F to Roof Floor Plan



Scale 比例 0 1 2 3 4 5M米

#### 上層天台平面圖 Upper Roof Floor Plan

住宅物業的描述 Description of Residential Property	樓層 Floor	樓板 (不包括灰泥) 的厚度 (毫米) Thickness of floor slabs (excluding plaster) (mm)
藍塘道31號A單位 Unit A of No. 31 Blue Pool Road	1/F	135, 150, 250
	2/F	100, 135, 150, 250
	R/F	135, 150, 250
	UR/F	150

住宅物業的描述 Description of Residential Property	樓層 Floor	層與層間的高度 (米) Floor-to-Floor Height (m)
藍塘道31號A單位 Unit A of No. 31 Blue Pool Road	G/F	4
	1/F	3.25
	2/F	3.25
	R/F	2.4

1. 因住宅物業的較高樓層的結構牆的厚度遞減，較高樓層的內部面積，一般比較低樓層的內部面積稍大。
2. 平面圖所列之數字為以毫米標示之尺寸。

1. The internal areas of the residential properties on the upper floors will generally be slightly larger than those on the lower floors because of the reducing thickness of the structural walls on the upper floors.
2. The dimensions in floor plans are all in millimetre.

住宅物業的描述 Description of Residential Property	樓層 Floor	樓板 (不包括灰泥) 的厚度 (毫米) Thickness of floor slabs (excluding plaster) (mm)
藍塘道31號B單位 Unit B of No. 31 Blue Pool Road	1/F	135, 150, 250
	2/F	100, 150, 208, 250
	R/F	135, 150, 250
	UR/F	150

住宅物業的描述 Description of Residential Property	樓層 Floor	層與層間的高度 (米) Floor-to-Floor Height (m)
藍塘道31號B單位 Unit B of No. 31 Blue Pool Road	G/F	4
	1/F	3.25
	2/F	3.25
	R/F	2.4

1. 因住宅物業的較高樓層的結構牆的厚度遞減，較高樓層的內部面積，一般比較低樓層的內部面積稍大。
2. 平面圖所列之數字為以毫米標示之尺寸。

1. The internal areas of the residential properties on the upper floors will generally be slightly larger than those on the lower floors because of the reducing thickness of the structural walls on the upper floors.
2. The dimensions in floor plans are all in millimetre.

---

**Blank**

|

**Blank**



---

**Blank**

|

**Blank**

---

**Blank**



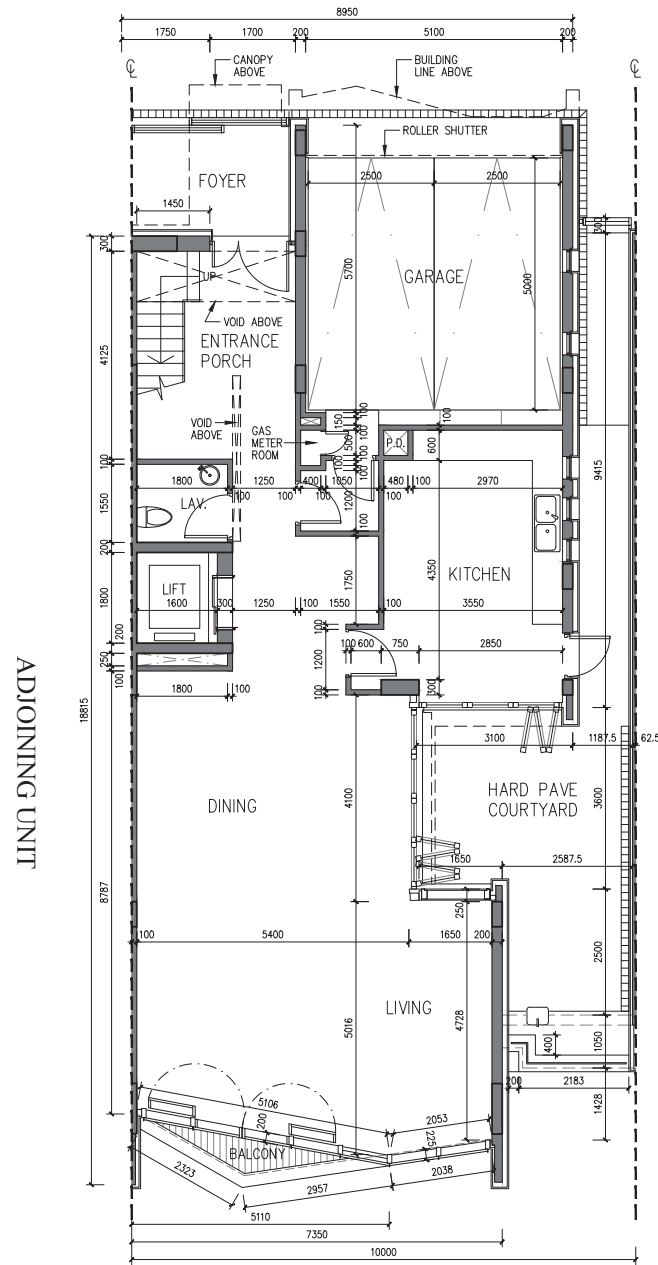
# 12

## 發展項目的住宅物業的樓面平面圖

### FLOOR PLANS OF RESIDENTIAL PROPERTIES IN THE DEVELOPMENT

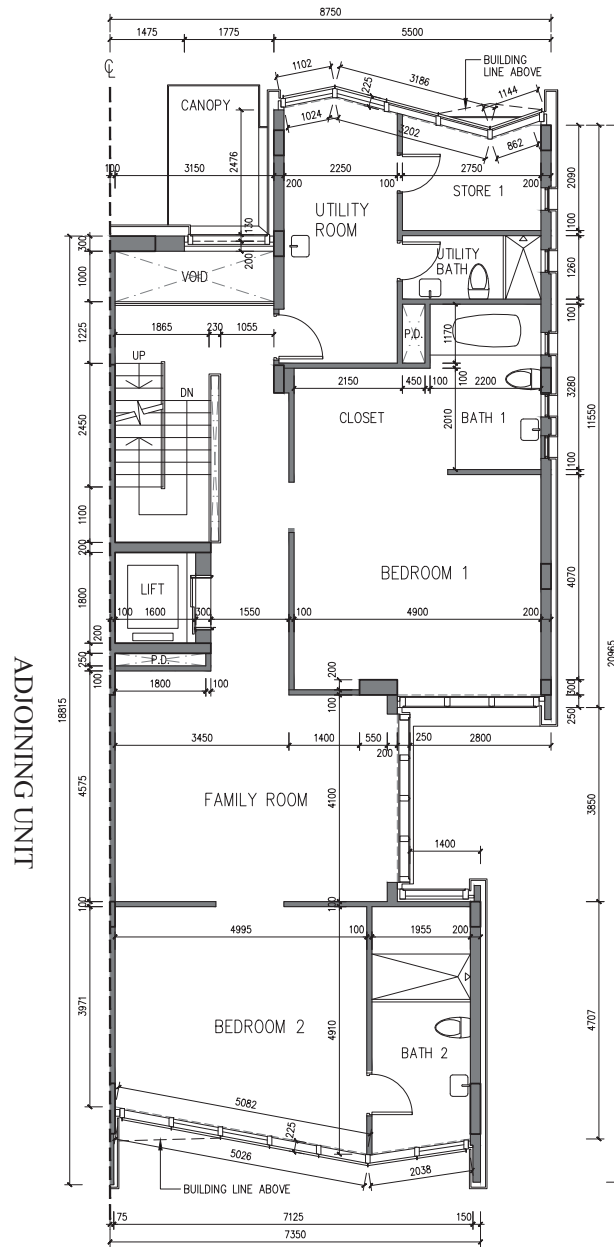
藍塘道33號A單位 - 地下至上層天台平面圖

Unit A of No. 33 Blue Pool Road - G/F to Upper Roof Floor Plan



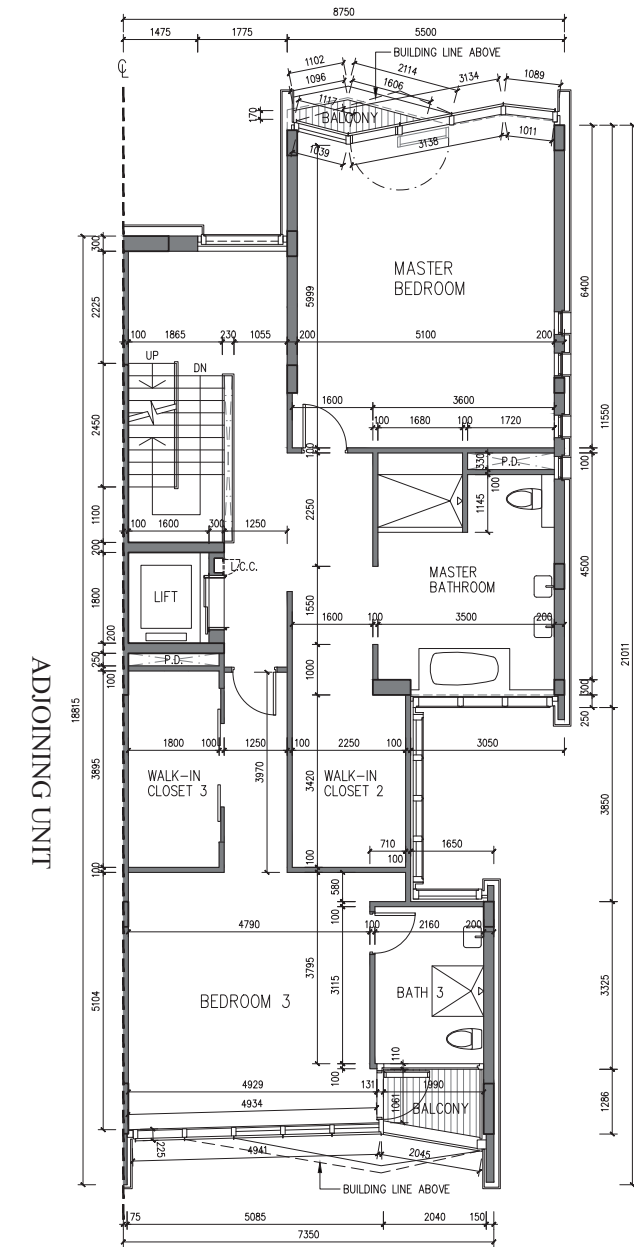
Scale 比例 0 1 2 3 4 5M米

地下平面圖  
G/F Plan



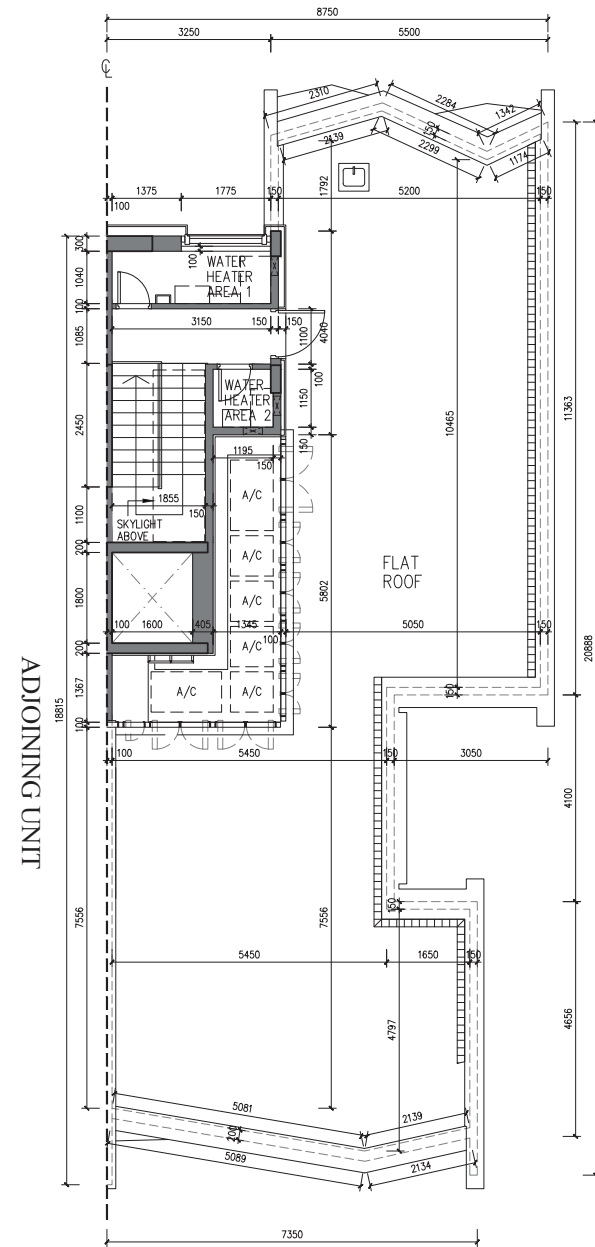
Scale 比例 0 1 2 3 4 5M米

一樓平面圖  
1/F Plan



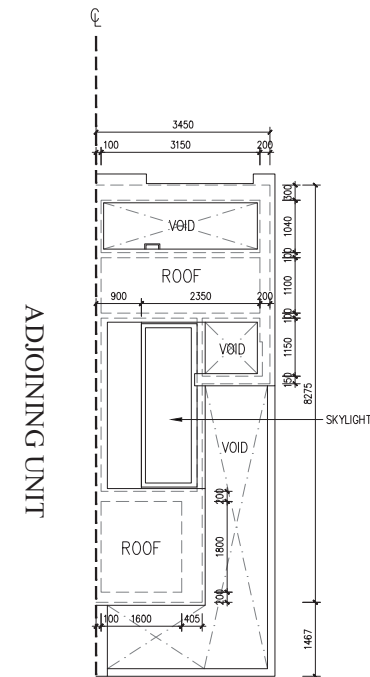
Scale 比例 0 1 2 3 4 5M米

二樓平面圖  
2/F Plan



Scale 比例 0 1 2 3 4 5M米

天台平面圖  
Roof Floor Plan



Scale 比例 0 1 2 3 4 5M米

上層天台平面圖  
Upper Roof Floor Plan

住宅物業的描述 Description of Residential Property	樓層 Floor	樓板 (不包括灰泥) 的厚度 (毫米) Thickness of floor slabs (excluding plaster) (mm)
藍塘道33號A單位 Unit A of No. 33 Blue Pool Road	1/F	150, 250
	2/F	100, 150, 250
	R/F	150, 250
	UR/F	150

住宅物業的描述 Description of Residential Property	樓層 Floor	層與層間的高度 (米) Floor-to-Floor Height (m)
藍塘道33號A單位 Unit A of No. 33 Blue Pool Road	G/F	4
	1/F	3.25
	2/F	3.25
	R/F	2.4

1. 因住宅物業的較高樓層的結構牆的厚度遞減，較高樓層的內部面積，一般比較低樓層的內部面積稍大。
2. 平面圖所列之數字為以毫米標示之尺寸。

1. The internal areas of the residential properties on the upper floors will generally be slightly larger than those on the lower floors because of the reducing thickness of the structural walls on the upper floors.
2. The dimensions in floor plans are all in millimetre.

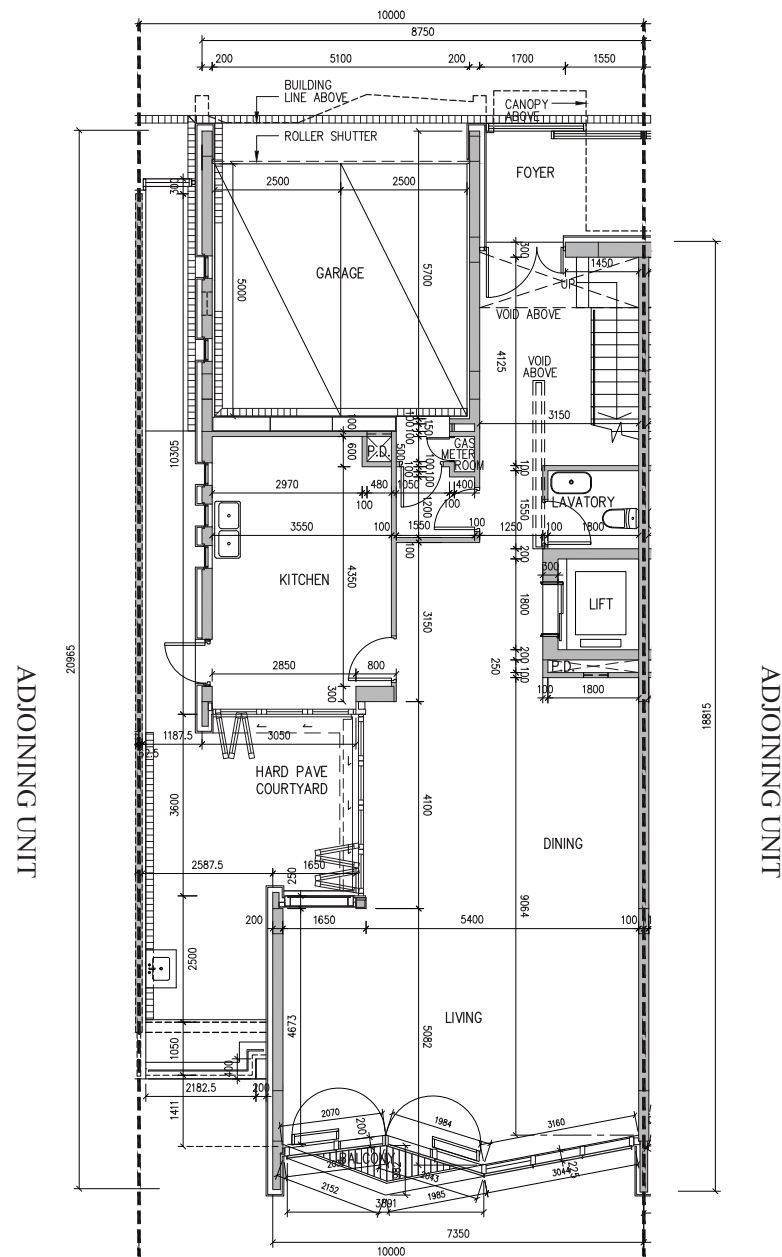
# 12

## 發展項目的住宅物業的樓面平面圖

### FLOOR PLANS OF RESIDENTIAL PROPERTIES IN THE DEVELOPMENT

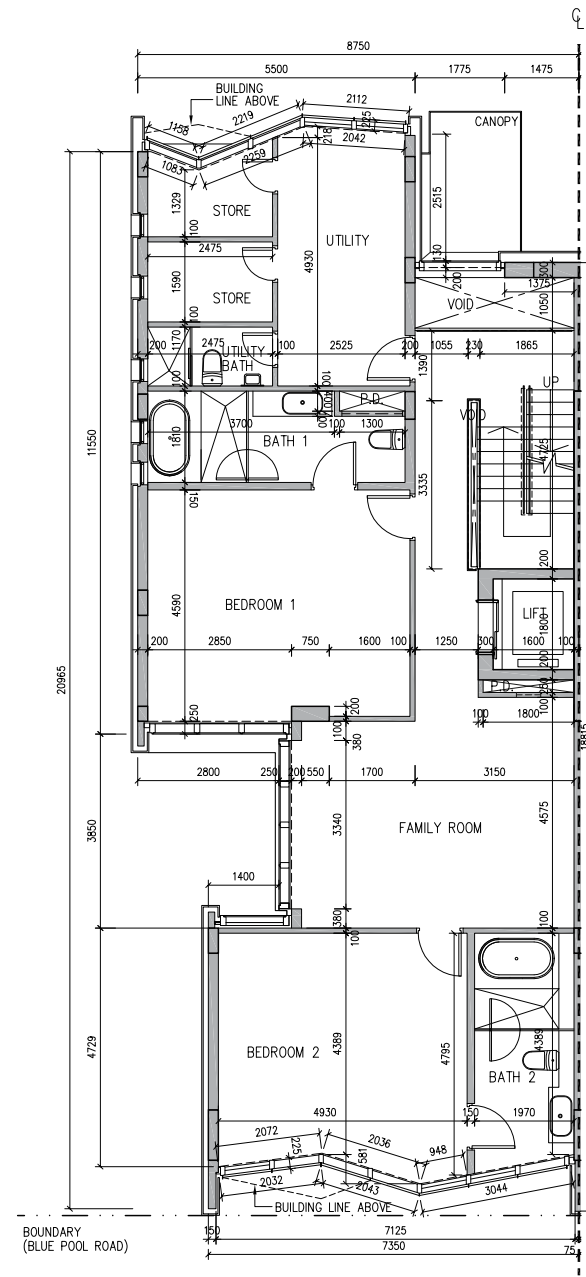
藍塘道33號B單位 - 地下至上層天台平面圖

Unit B of No. 33 Blue Pool Road - G/F to Upper Roof Floor Plan



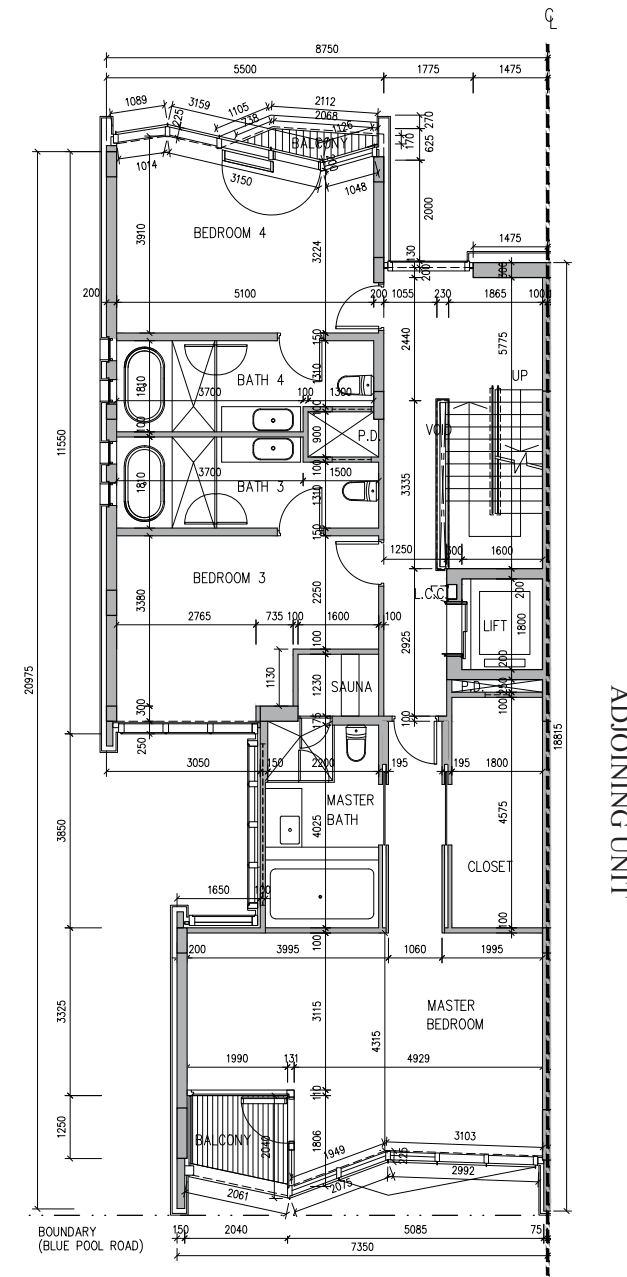
Scale 比例 0 1 2 3 4 5M米

地下平面圖  
G/F Plan



Scale 比例 0 1 2 3 4 5M米

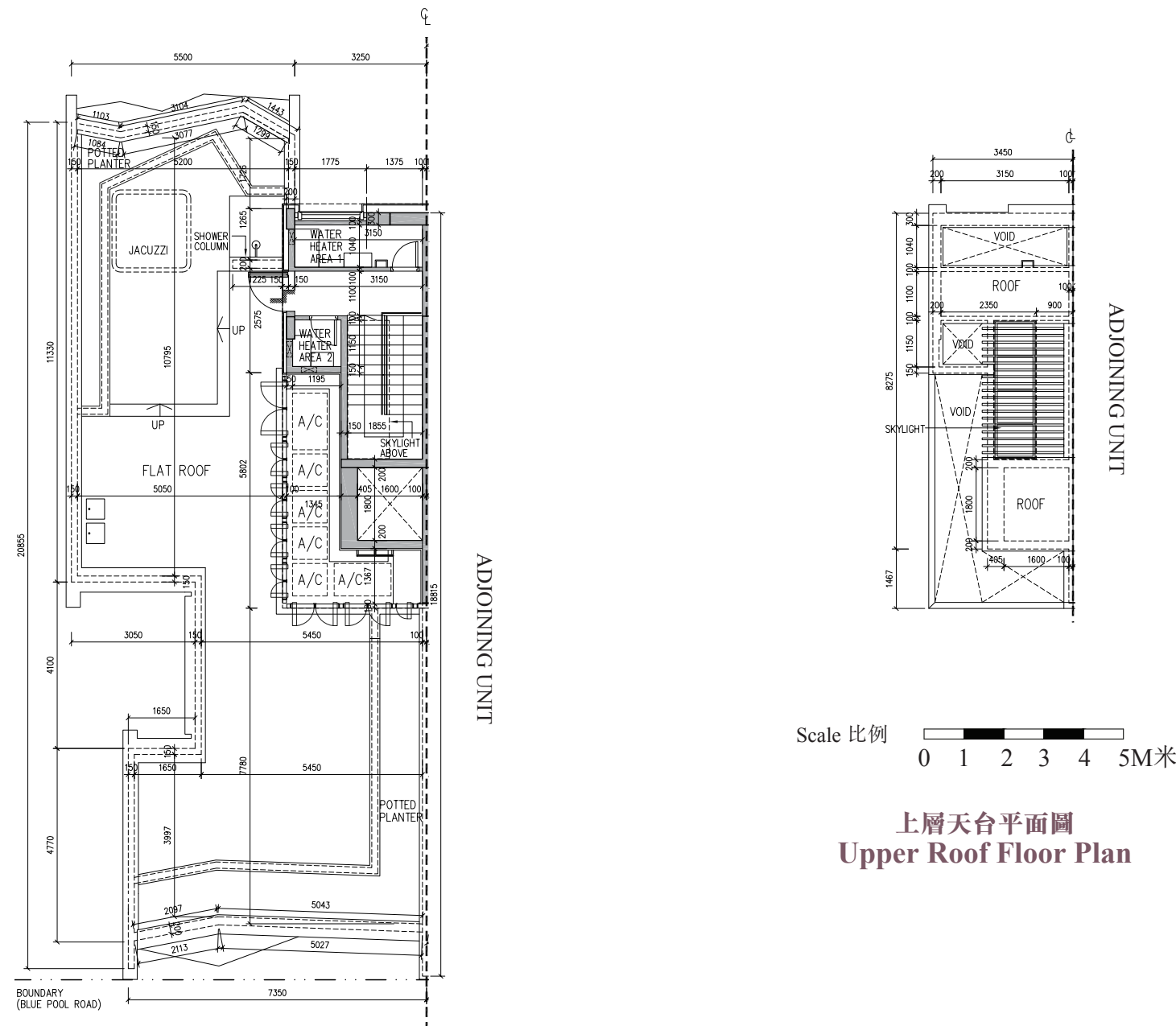
一樓平面圖  
1/F Plan



Scale 比例 0 1 2 3 4 5M米

二樓平面圖  
2/F Plan





Scale 比例 0 1 2 3 4 5M米

天台平面圖  
Roof Floor Plan

Scale 比例 0 1 2 3 4 5M米

上層天台平面圖  
Upper Roof Floor Plan

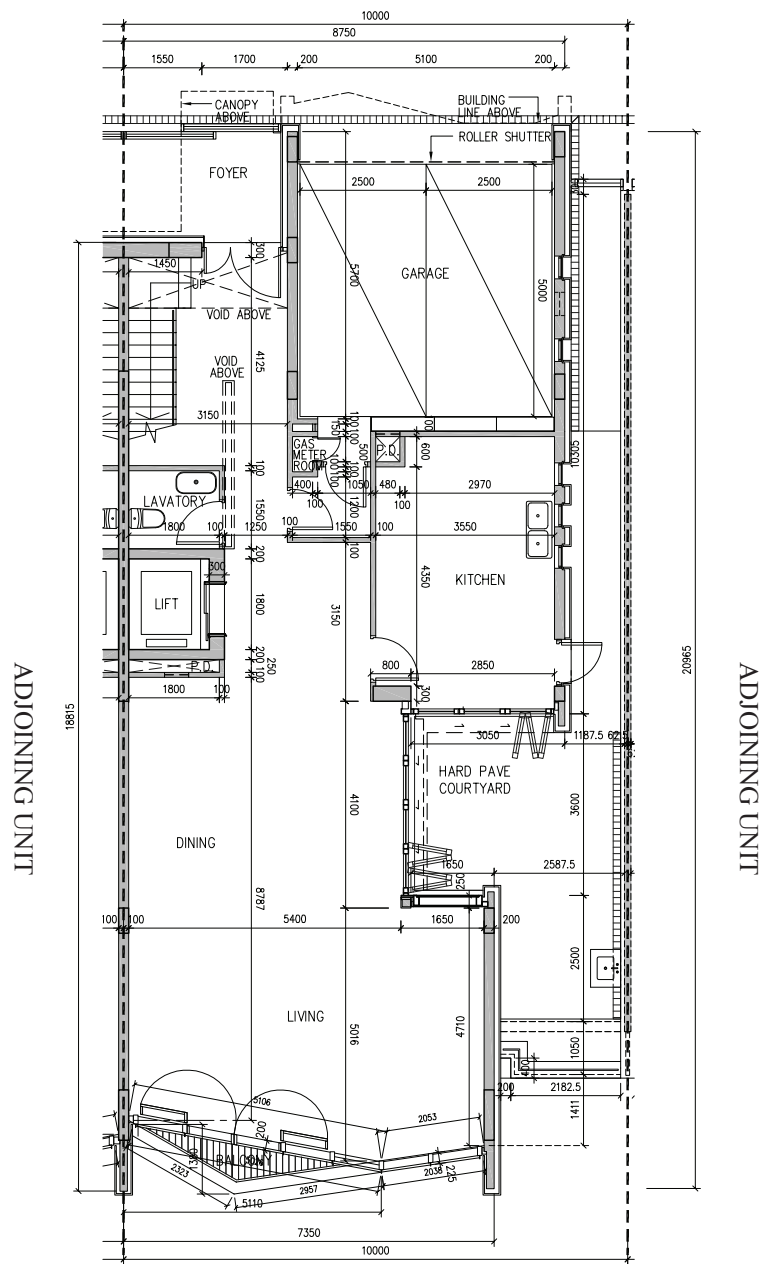
住宅物業的描述 Description of Residential Property	樓層 Floor	樓板 (不包括灰泥) 的厚度 (毫米) Thickness of floor slabs (excluding plaster) (mm)
藍塘道33號B單位 Unit B of No. 33 Blue Pool Road	1/F	150, 250
	2/F	100, 150, 250
	R/F	150, 250
	UR/F	150

住宅物業的描述 Description of Residential Property	樓層 Floor	層與層間的高度 (米) Floor-to-Floor Height (m)
藍塘道33號B單位 Unit B of No. 33 Blue Pool Road	G/F	4
	1/F	3.25
	2/F	3.25
	R/F	2.4

1. 因住宅物業的較高樓層的結構牆的厚度遞減，較高樓層的內部面積，一般比較低樓層的內部面積稍大。
  2. 平面圖所列之數字為以毫米標示之尺寸。
1. The internal areas of the residential properties on the upper floors will generally be slightly larger than those on the lower floors because of the reducing thickness of the structural walls on the upper floors.
  2. The dimensions in floor plans are all in millimetre.

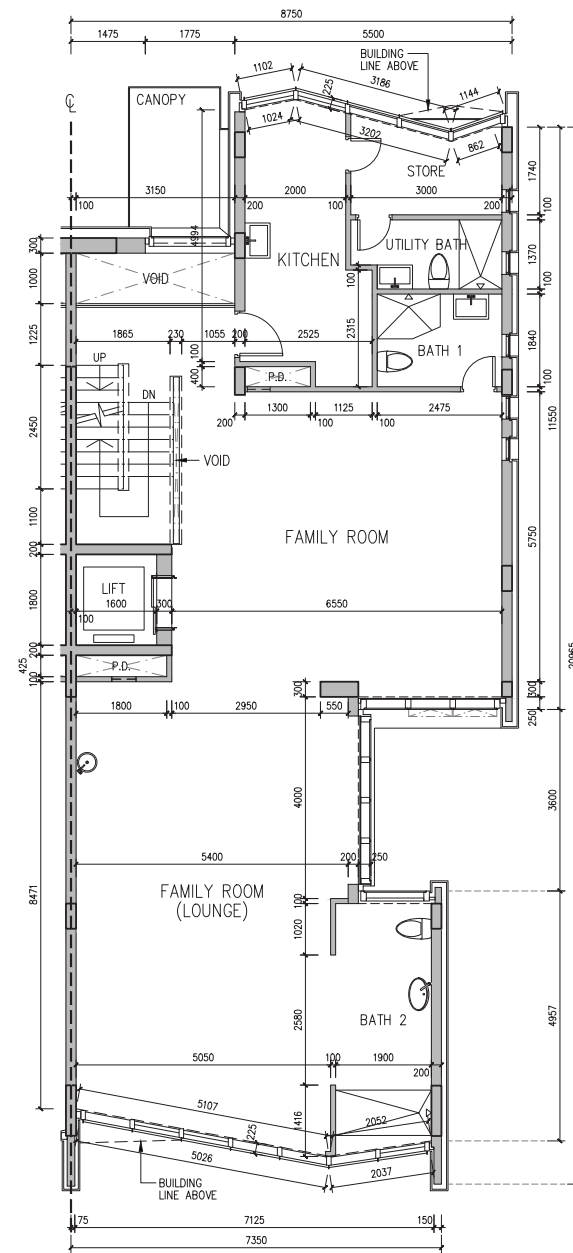
藍塘道35號A單位 - 一樓至天台平面圖

Unit A, No. 35 Blue Pool Road - 1/F to Roof Floor Plan



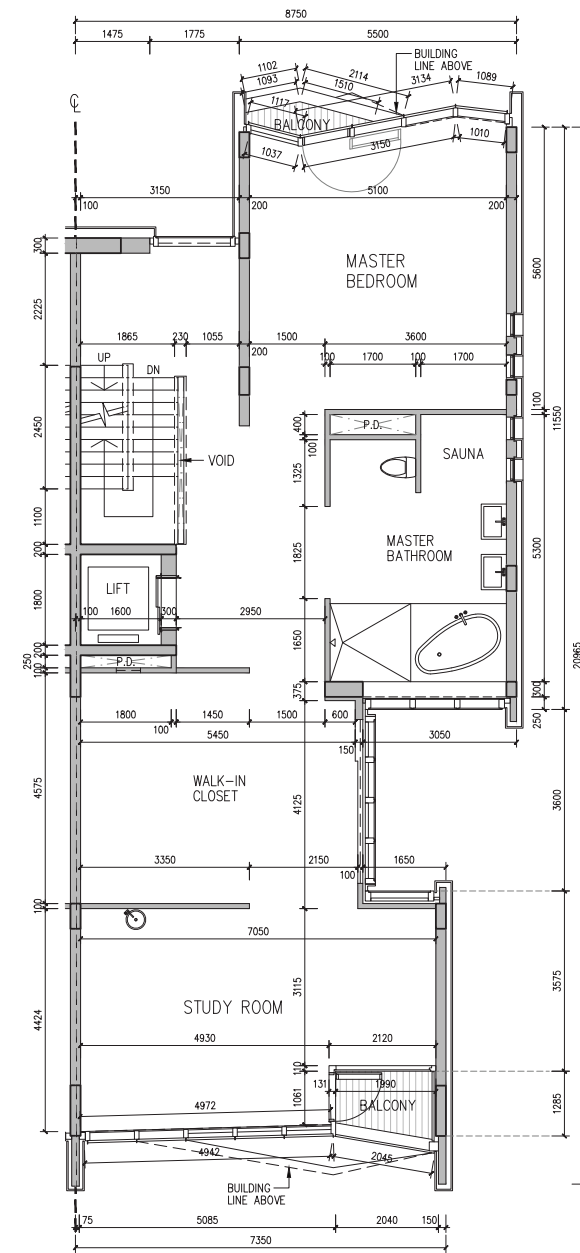
Scale 比例 0 1 2 3 4 5M米

地下平面圖  
G/F Plan



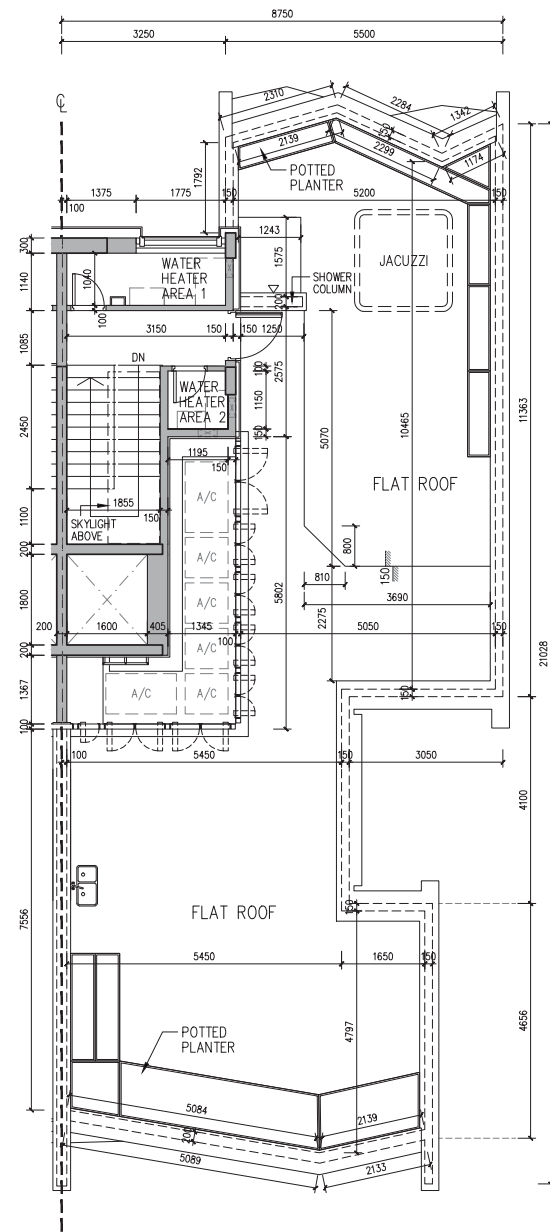
Scale 比例 0 1 2 3 4 5M米

一樓平面圖  
1/F Plan



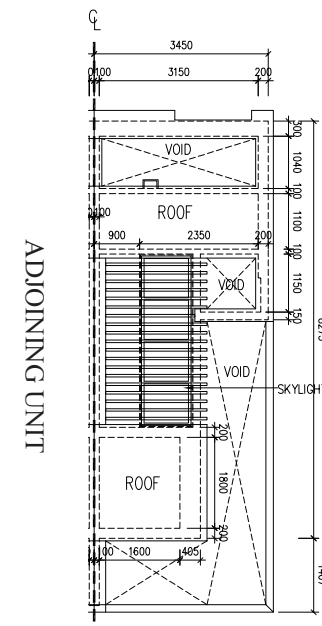
Scale 比例 0 1 2 3 4 5M米

二樓平面圖  
2/F Plan



Scale 比例 0 1 2 3 4 5M米

天台平面圖  
Roof Floor Plan



Scale 比例 0 1 2 3 4 5M米

上層天台平面圖  
Upper Roof Floor Plan

住宅物業的描述 Description of Residential Property	樓層 Floor	樓板 (不包括灰泥) 的厚度 (毫米) Thickness of floor slabs (excluding plaster) (mm)
藍塘道35號A單位 Unit A of No. 35 Blue Pool Road	1/F	150, 250
	2/F	100, 150, 250
	R/F	150, 250
	UR/F	150

住宅物業的描述 Description of Residential Property	樓層 Floor	層與層間的高度 (米) Floor-to-Floor Height (m)
藍塘道35號A單位 Unit A of No. 35 Blue Pool Road	G/F	4
	1/F	3.25
	2/F	3.25
	R/F	2.4

1. 因住宅物業的較高樓層的結構牆的厚度遞減，較高樓層的內部面積，一般比較低樓層的內部面積稍大。
  2. 平面圖所列之數字為以毫米標示之尺寸。
1. The internal areas of the residential properties on the upper floors will generally be slightly larger than those on the lower floors because of the reducing thickness of the structural walls on the upper floors.
  2. The dimensions in floor plans are all in millimetre.

|

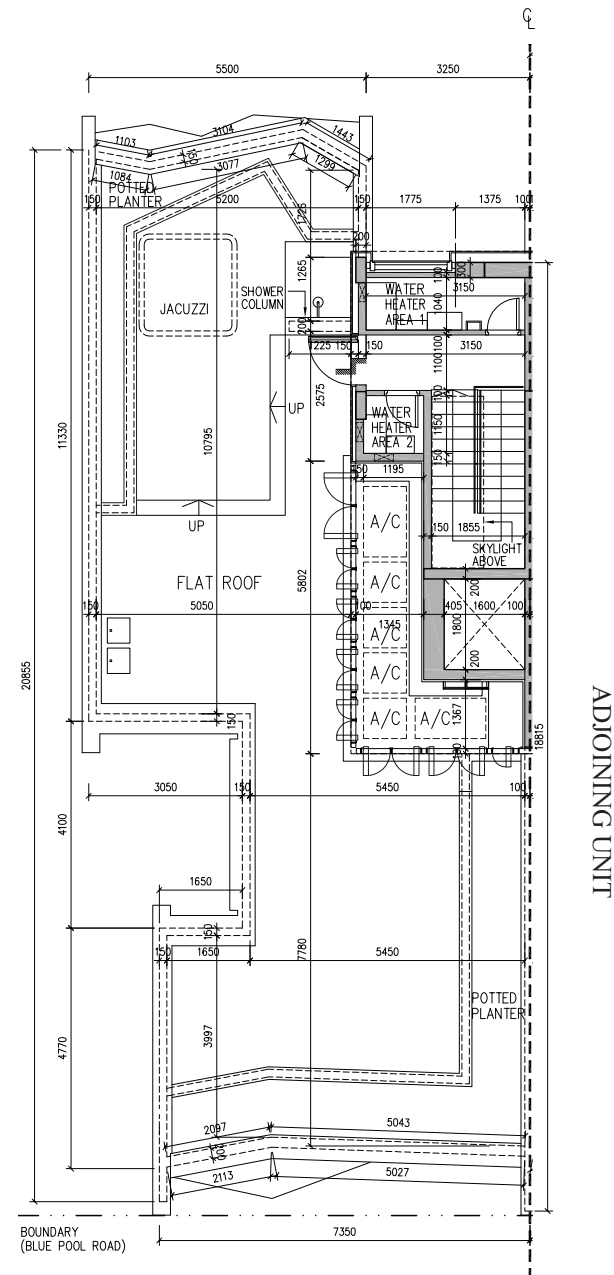
**Blank**



---

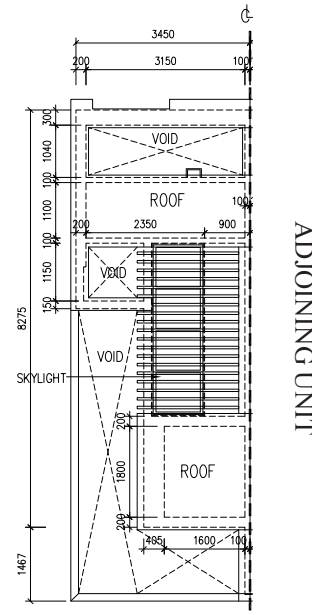
**Blank**





Scale 比例 0 1 2 3 4 5M米

天台平面圖  
Roof Floor Plan



Scale 比例 0 1 2 3 4 5M米

上層天台平面圖  
Upper Roof Floor Plan

住宅物業的描述 Description of Residential Property	樓層 Floor	樓板 (不包括灰泥) 的厚度 (毫米) Thickness of floor slabs (excluding plaster) (mm)
藍塘道35號B單位 Unit B of No. 35 Blue Pool Road	1/F	150, 250
	2/F	100, 150, 250
	R/F	150, 250
	UR/F	150

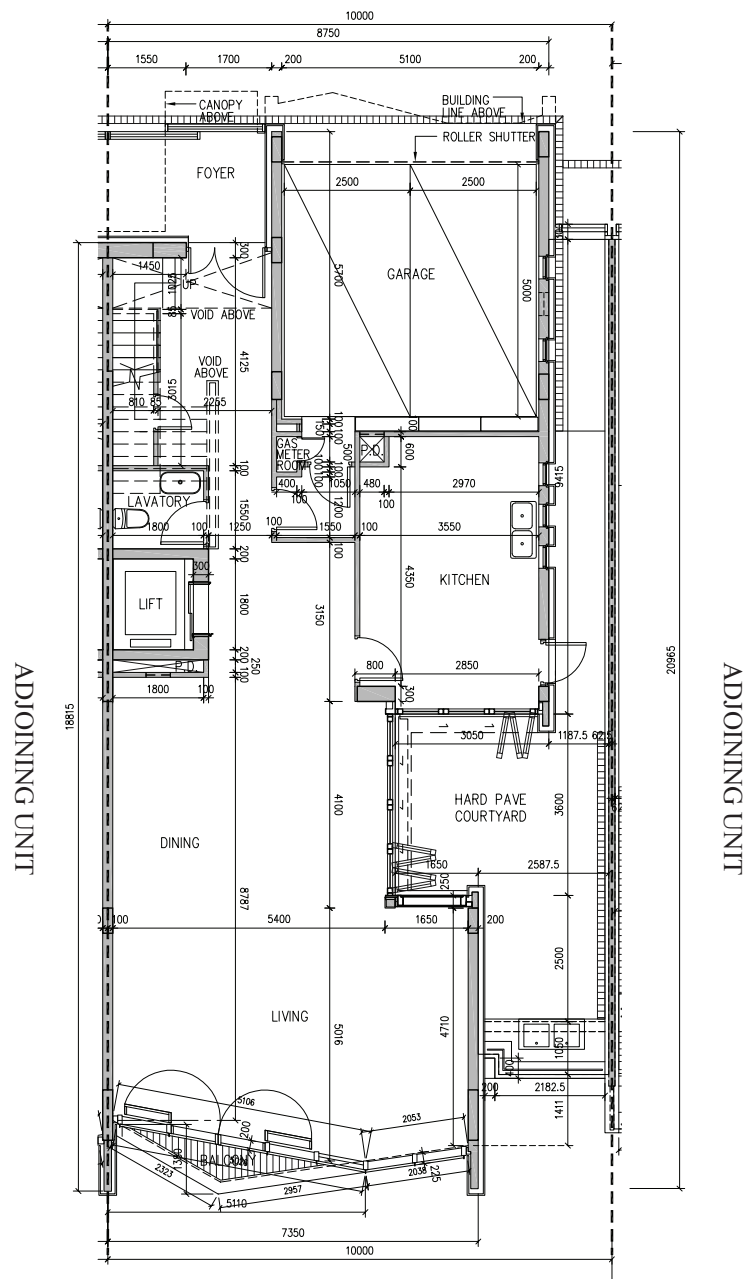
住宅物業的描述 Description of Residential Property	樓層 Floor	層與層間的高度 (米) Floor-to-Floor Height (m)
藍塘道35號B單位 Unit B of No. 35 Blue Pool Road	G/F	4
	1/F	3.25
	2/F	3.25
	R/F	2.4

1. 因住宅物業的較高樓層的結構牆的厚度遞減，較高樓層的內部面積，一般比較低樓層的內部面積稍大。
2. 平面圖所列之數字為以毫米標示之尺寸。

1. The internal areas of the residential properties on the upper floors will generally be slightly larger than those on the lower floors because of the reducing thickness of the structural walls on the upper floors.
2. The dimensions in floor plans are all in millimetre.

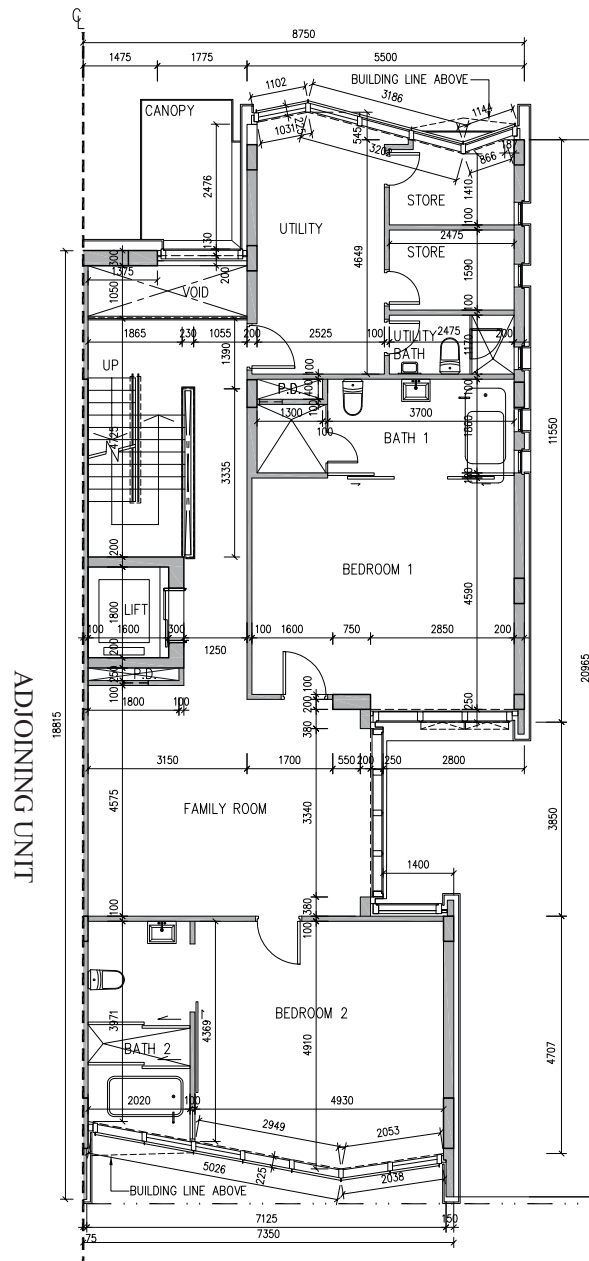
藍塘道37號A單位 - 地下至上層天台平面圖

Unit A, No. 37 Blue Pool Road - G/F to Upper Roof Floor Plan



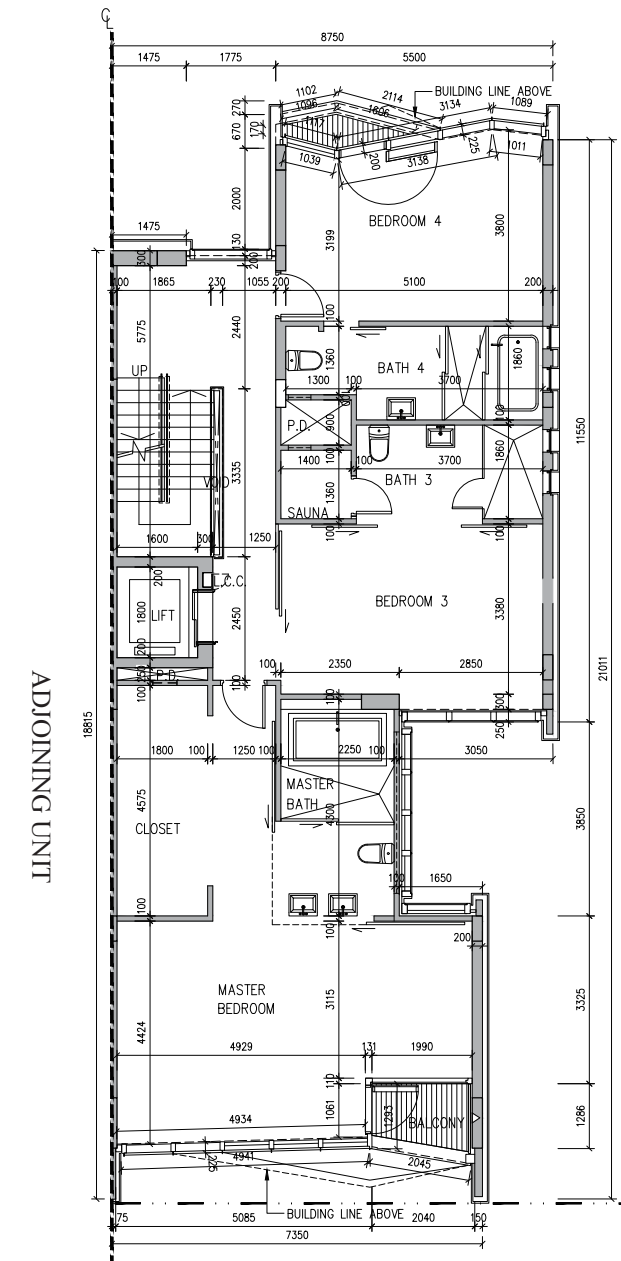
Scale 比例 0 1 2 3 4 5M米

地下平面圖  
G/F Plan



Scale 比例 0 1 2 3 4 5M米

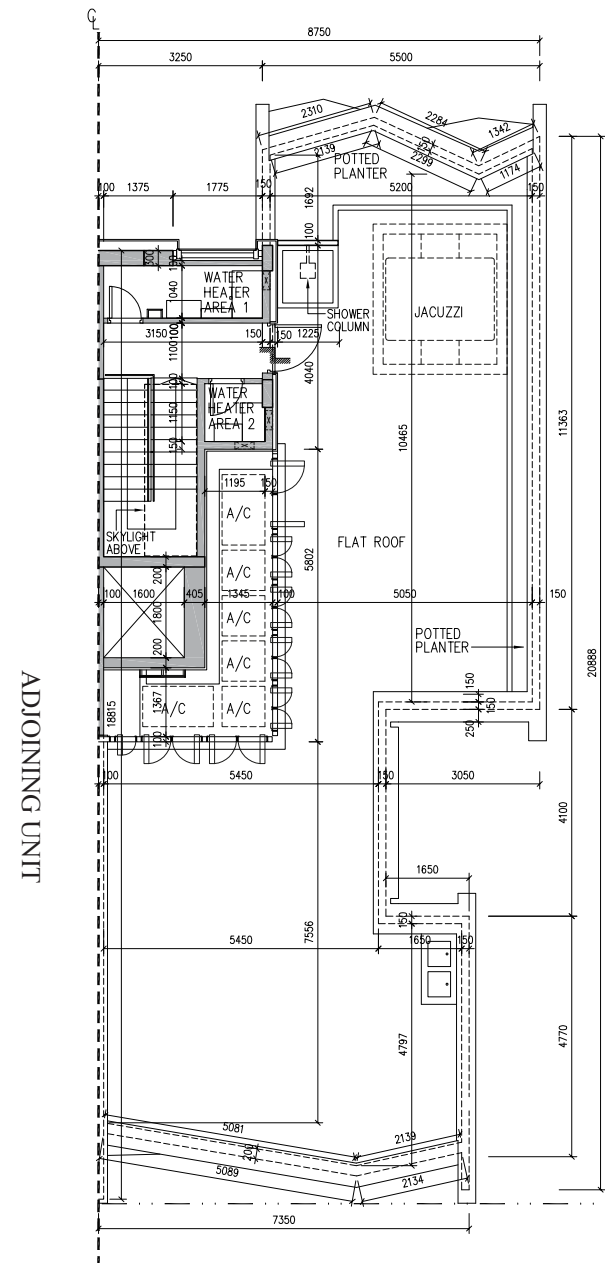
一樓平面圖  
1/F Plan



Scale 比例 0 1 2 3 4 5M米

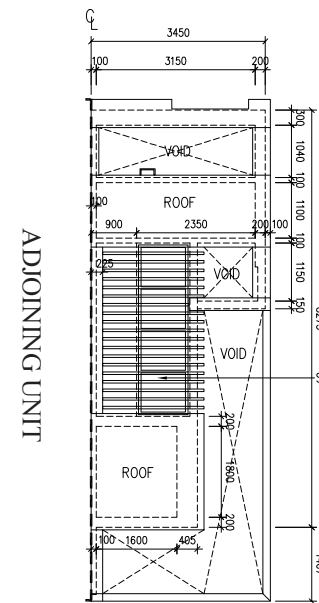
二樓平面圖  
2/F Plan





Scale 比例 0 1 2 3 4 5M米

天台平面圖  
Roof Floor Plan



Scale 比例 0 1 2 3 4 5M米

上層天台平面圖  
Upper Roof Floor Plan

住宅物業的描述 Description of Residential Property	樓層 Floor	樓板 (不包括灰泥) 的厚度 (毫米) Thickness of floor slabs (excluding plaster) (mm)
藍塘道37號A單位 Unit A, No. 37 Blue Pool Road	1/F	150, 250
	2/F	100, 150, 250
	R/F	150, 250
	UR/F	150

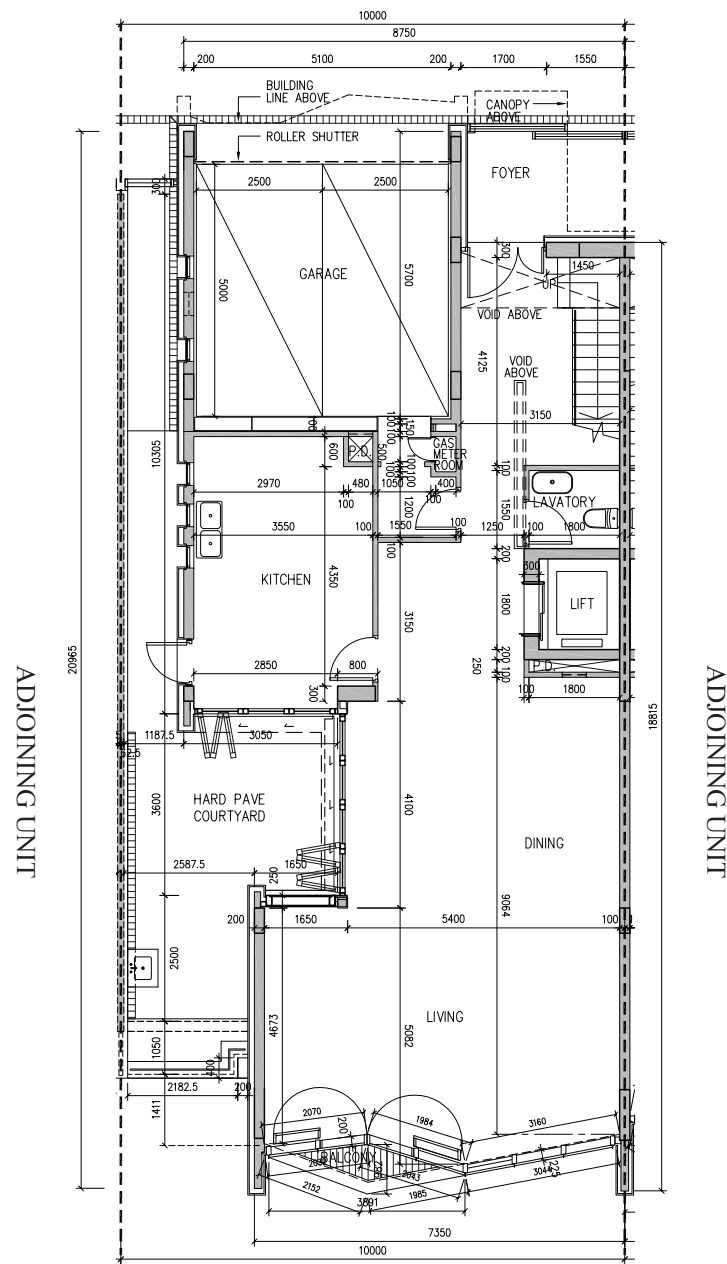
住宅物業的描述 Description of Residential Property	樓層 Floor	層與層間的高度 (米) Floor-to-Floor Height (m)
藍塘道37號A單位 Unit A, No. 37 Blue Pool Road	G/F	4
	1/F	3.25
	2/F	3.25
	R/F	2.4

1. 因住宅物業的較高樓層的結構牆的厚度遞減，較高樓層的內部面積，一般比較低樓層的內部面積稍大。
2. 平面圖所列之數字為以毫米標示之尺寸。

1. The internal areas of the residential properties on the upper floors will generally be slightly larger than those on the lower floors because of the reducing thickness of the structural walls on the upper floors.
2. The dimensions in floor plans are all in millimetre.

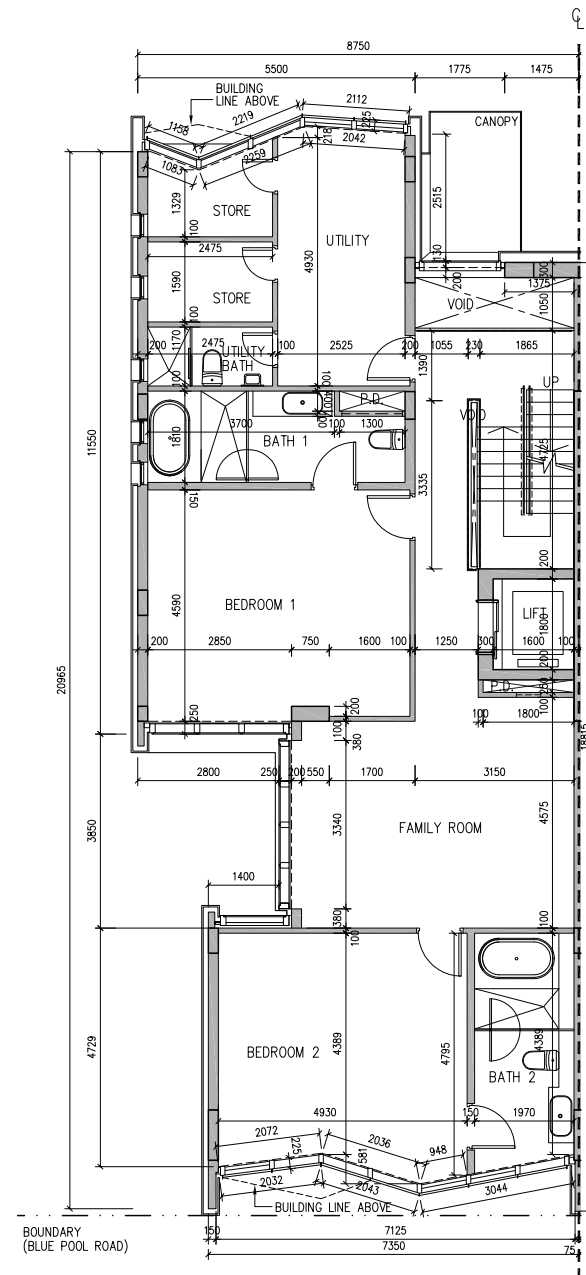
藍塘道37號B單位 - 地下至上層天台平面圖

Unit B, No. 37 Blue Pool Road - G/F to Upper Roof Floor Plan



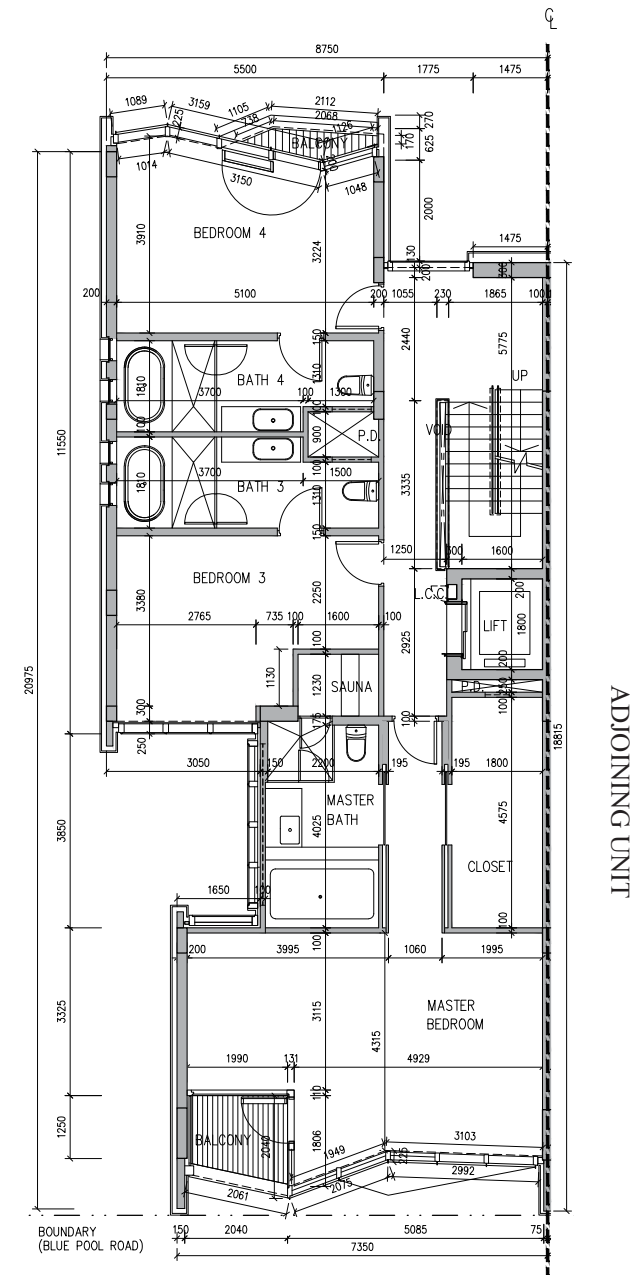
Scale 比例 0 1 2 3 4 5M米

地下平面圖  
G/F Plan



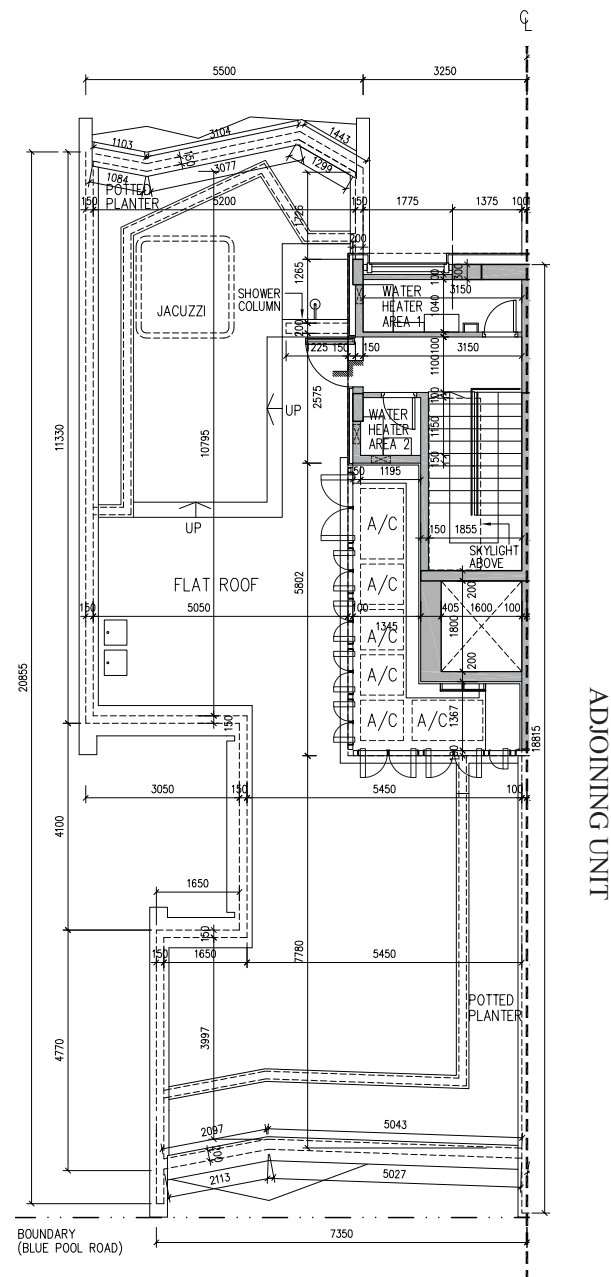
Scale 比例 0 1 2 3 4 5M米

一樓平面圖  
1/F Plan



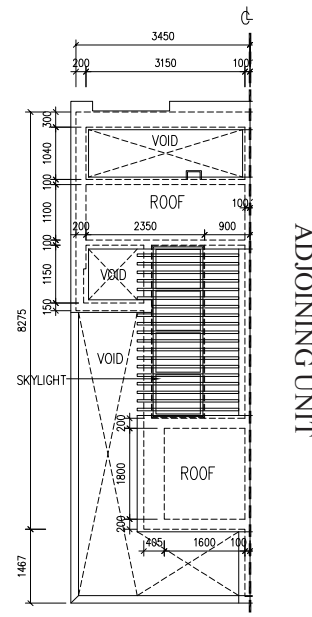
Scale 比例 0 1 2 3 4 5M米

二樓平面圖  
2/F Plan



Scale 比例 0 1 2 3 4 5M米

天台平面圖  
Roof Floor Plan



Scale 比例 0 1 2 3 4 5M米

上層天台平面圖  
Upper Roof Floor Plan

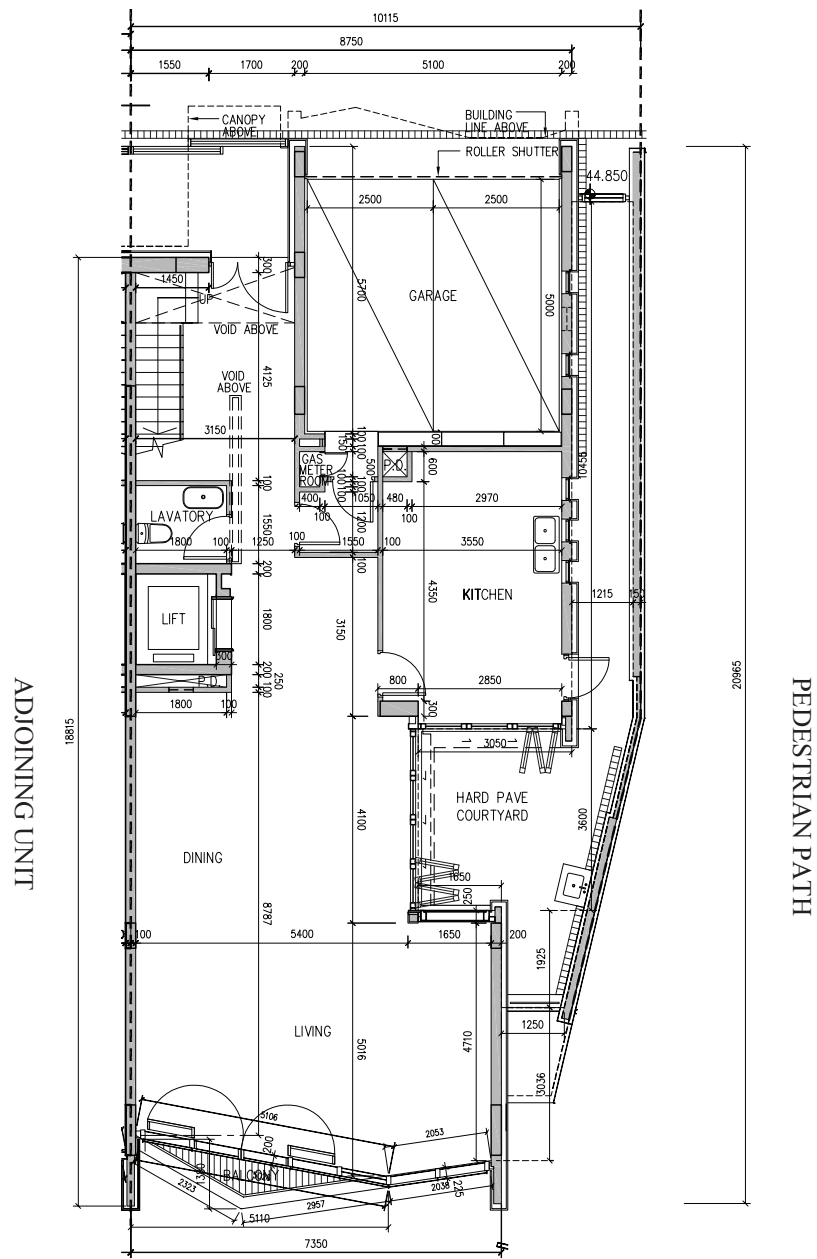
住宅物業的描述 Description of Residential Property	樓層 Floor	樓板 (不包括灰泥) 的厚度 (毫米) Thickness of floor slabs (excluding plaster) (mm)
藍塘道37號B單位 Unit B, No. 37 Blue Pool Road	1/F	150, 250
	2/F	100, 150, 250
	R/F	150, 250
	UR/F	150

住宅物業的描述 Description of Residential Property	樓層 Floor	層與層間的高度 (米) Floor-to-Floor Height (m)
藍塘道37號B單位 Unit B, No. 37 Blue Pool Road	G/F	4
	1/F	3.25
	2/F	3.25
	R/F	2.4

1. 因住宅物業的較高樓層的結構牆的厚度遞減，較高樓層的內部面積，一般比較低樓層的內部面積稍大。
  2. 平面圖所列之數字為以毫米標示之尺寸。
1. The internal areas of the residential properties on the upper floors will generally be slightly larger than those on the lower floors because of the reducing thickness of the structural walls on the upper floors.
  2. The dimensions in floor plans are all in millimetre.

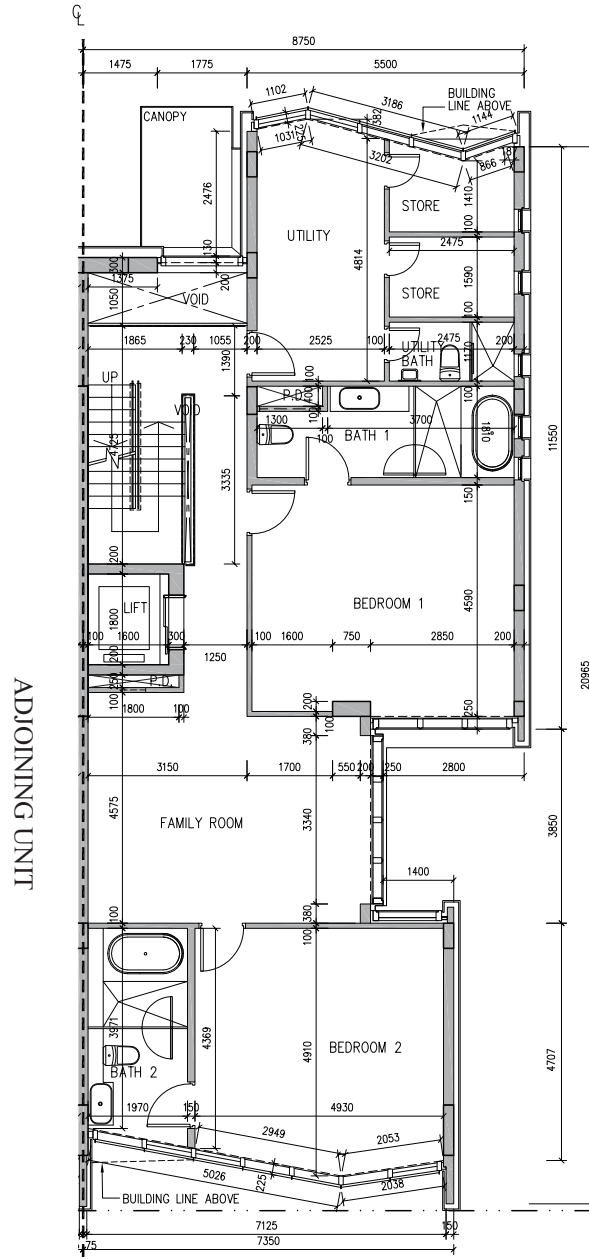
藍塘道39號A單位 - 地下至上層天台平面圖

Unit A, No. 39 Blue Pool Road - G/F to Upper Roof Floor Plan



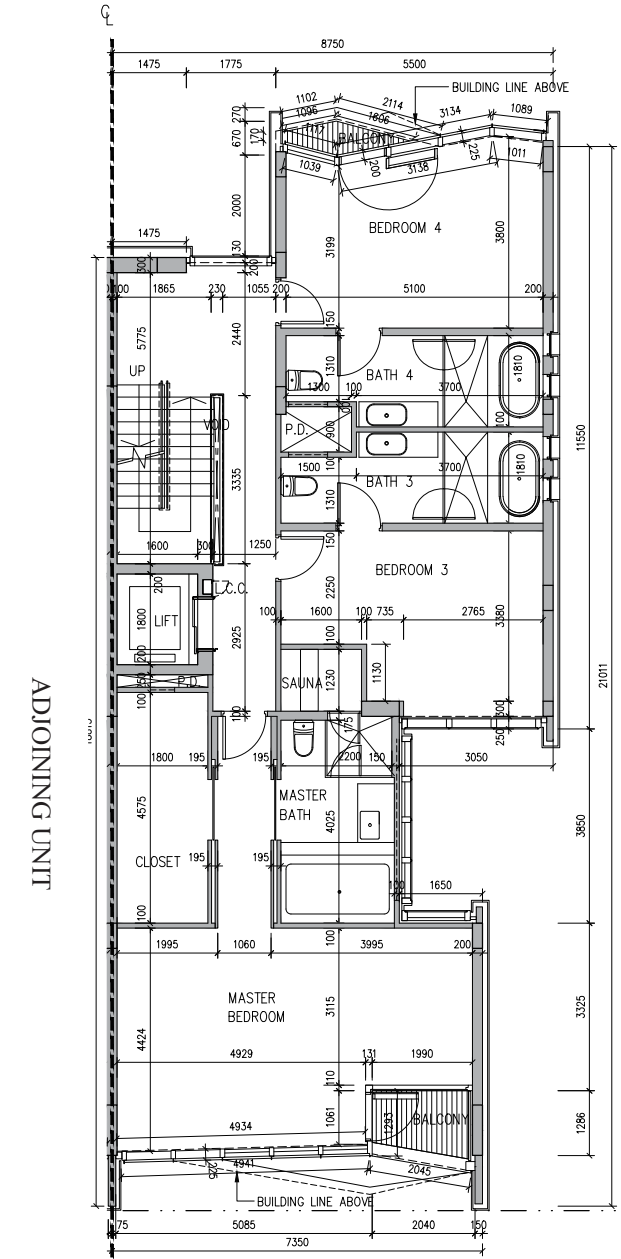
Scale 比例 0 1 2 3 4 5M米

地下平面圖  
G/F Plan



Scale 比例 0 1 2 3 4 5M米

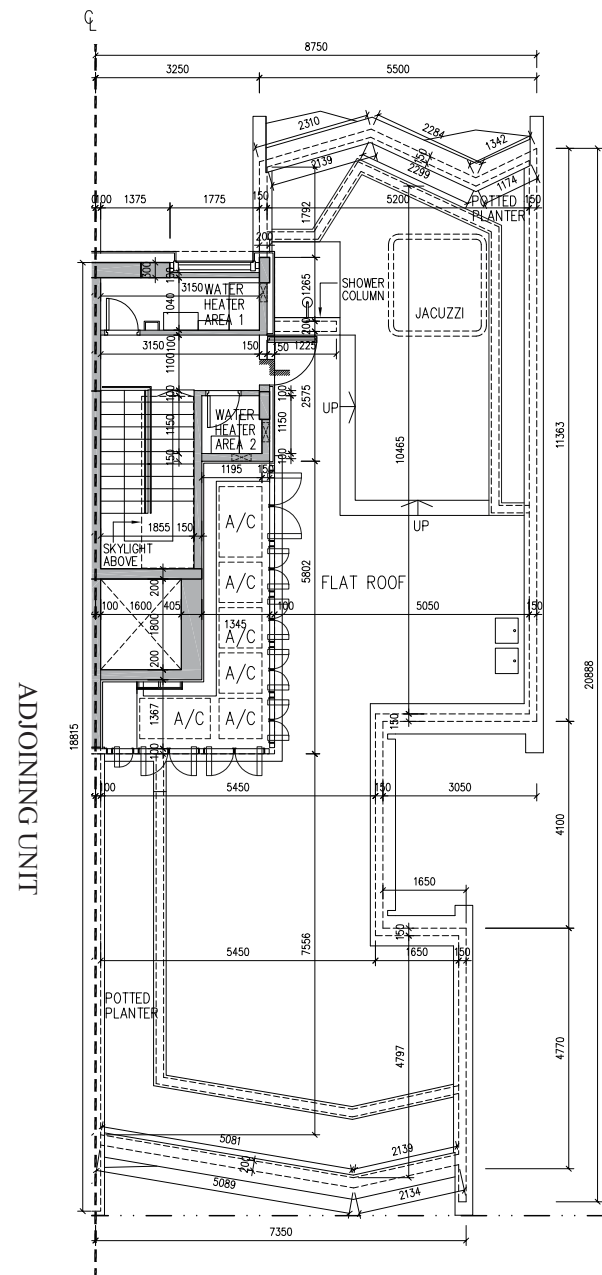
一樓平面圖  
1/F Plan



Scale 比例 0 1 2 3 4 5M米

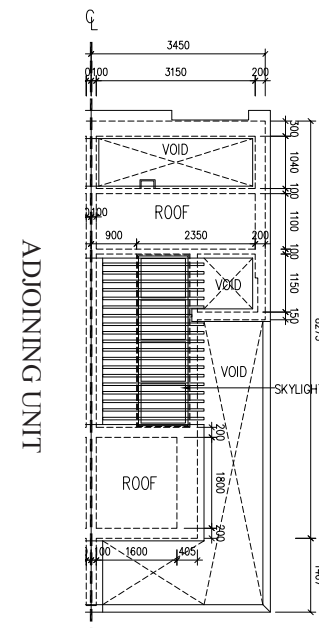
二樓平面圖  
2/F Plan





Scale 比例 0 1 2 3 4 5M米

天台平面圖  
Roof Floor Plan



Scale 比例 0 1 2 3 4 5M米

上層天台平面圖  
Upper Roof Floor Plan

住宅物業的描述 Description of Residential Property	樓層 Floor	樓板 (不包括灰泥) 的厚度 (毫米) Thickness of floor slabs (excluding plaster) (mm)
藍塘道39號A單位 Unit A, No. 39 Blue Pool Road	1/F	150, 250
	2/F	100, 150, 250
	R/F	150, 250
	UR/F	150

住宅物業的描述 Description of Residential Property	樓層 Floor	層與層間的高度 (米) Floor-to-Floor Height (m)
藍塘道39號A單位 Unit A, No. 39 Blue Pool Road	G/F	4
	1/F	3.25
	2/F	3.25
	R/F	2.4

1. 因住宅物業的較高樓層的結構牆的厚度遞減，較高樓層的內部面積，一般比較低樓層的內部面積稍大。
2. 平面圖所列之數字為以毫米標示之尺寸。

1. The internal areas of the residential properties on the upper floors will generally be slightly larger than those on the lower floors because of the reducing thickness of the structural walls on the upper floors.
2. The dimensions in floor plans are all in millimetre.

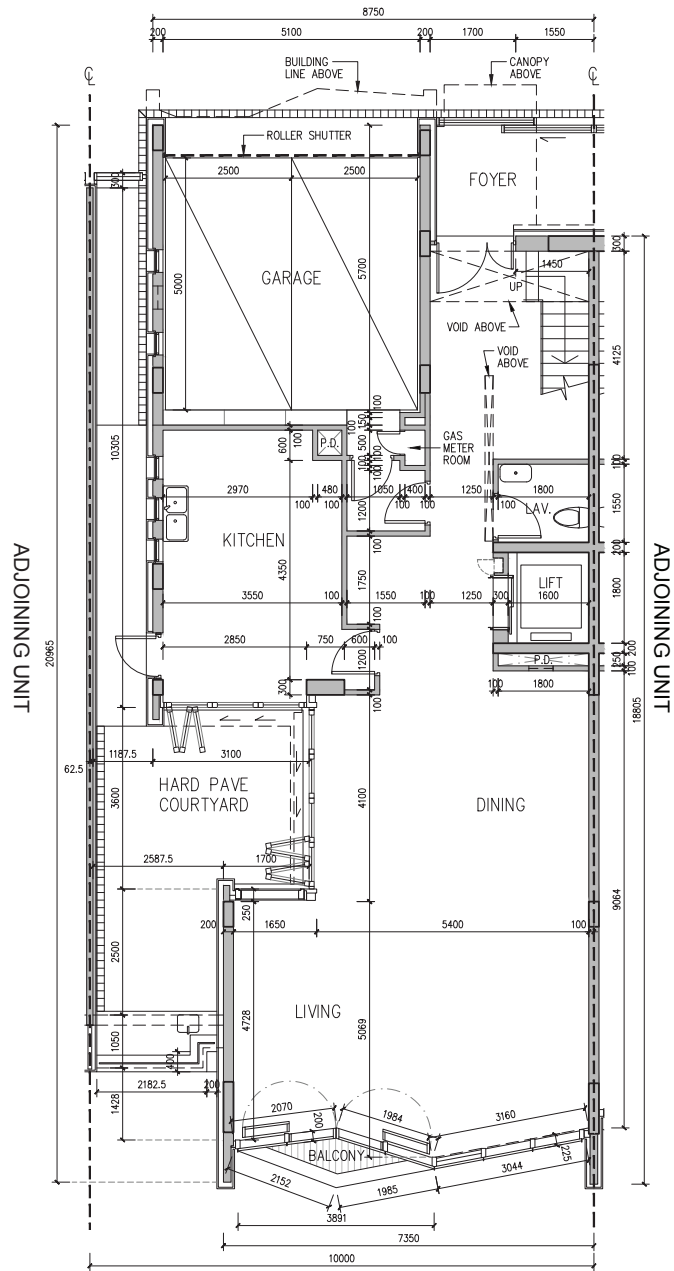
# 12

## 發展項目的住宅物業的樓面平面圖

### FLOOR PLANS OF RESIDENTIAL PROPERTIES IN THE DEVELOPMENT

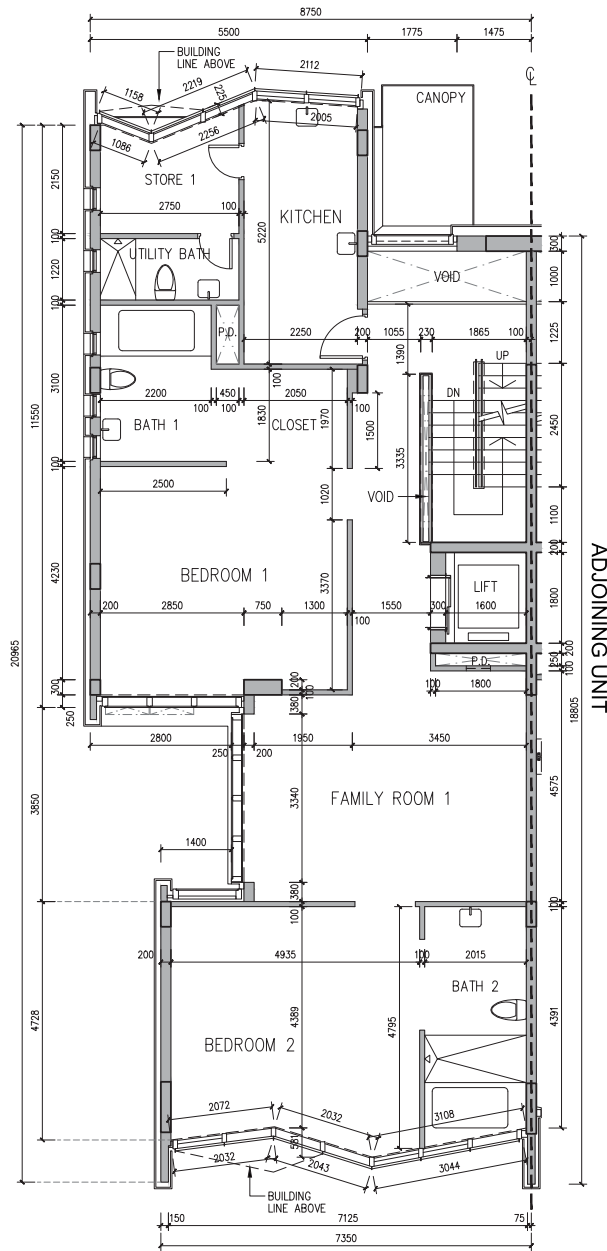
藍塘道39號B單位-地下至天台平面圖

Unit B, No. 39 Blue Pool Road – G/F to Roof Floor Plan



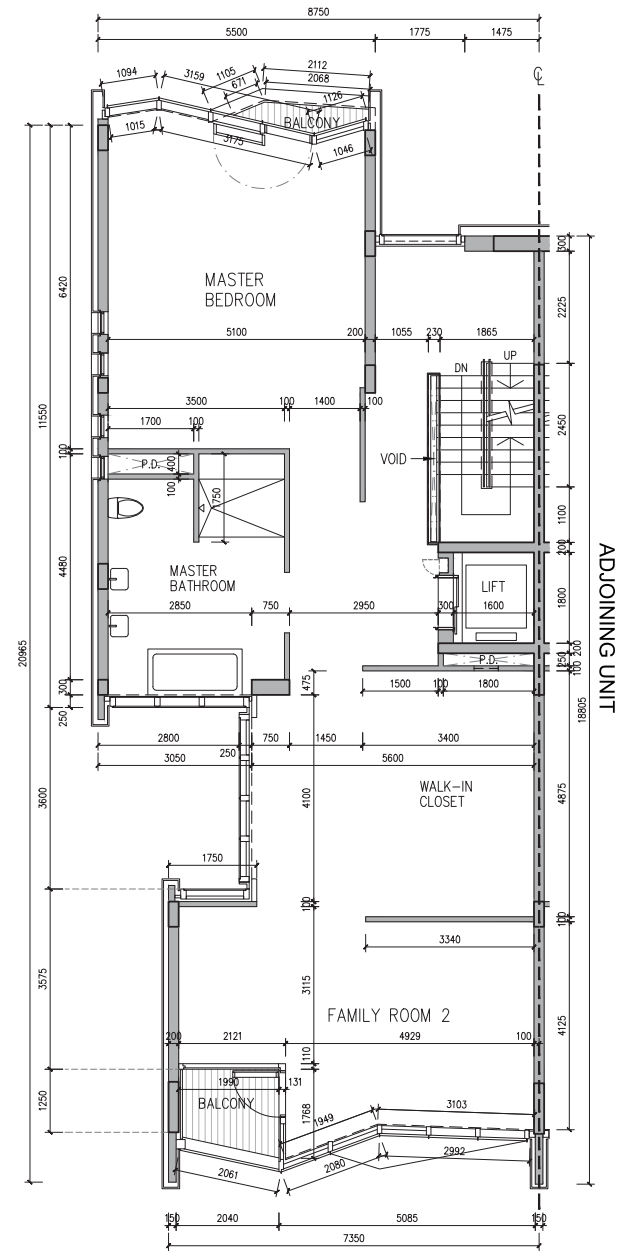
Scale 比例 0 1 2 3 4 5M米

地下平面圖  
G/F Plan



Scale 比例 0 1 2 3 4 5M米

一樓平面圖  
1/F Plan



Scale 比例 0 1 2 3 4 5M米

二樓平面圖  
2/F Plan



|

**Blank**



---

**Blank**

住宅物業的描述 Description of Residential Property	實用面積 (包括露台, 工作平台及陽台 (如有) 平方米 (平方呎)) Saleable Area (including balcony, utility platform and verandah, if any) sq. m. (sq. ft.))	其他指明項目的面積 (不計算入實用面積) 平方米 (平方呎) Area of other specified items (Not included in the Saleable Area) sq. m. (sq. ft.)									
		空調機房 Air-conditioning Plant Room	窗台 Bay Window	閣樓 Cockloft	平台 Flat Roof	花園 Garden	停車位 Parking Space	天台 Roof	梯屋 Stairhood	前庭 Terrace	庭院 Yard
藍塘道23號A單位* Unit A, No. 23 Blue Pool Road*	424.685 (4,571) 露台 Balcony : 7.639 (82) 工作平台 Utility platform : - (-) 陽台 Verandah : - (-)	-	-	-	124.875 (1,344)	-	30.875 (332)	12.208 (131)	10.171 (109)	-	36.498 (393)
藍塘道23號B單位* Unit B, No. 23 Blue Pool Road*	427.270 (4,599) 露台 Balcony : 7.651 (82) 工作平台 Utility platform : - (-) 陽台 Verandah : - (-)	-	-	-	123.115 (1,325)	-	30.875 (332)	12.208 (131)	10.171 (109)	-	84.210 (906)
藍塘道25號A單位* Unit A, No. 25 Blue Pool Road*	424.685 (4,571) 露台 Balcony : 7.639 (82) 工作平台 Utility platform : - (-) 陽台 Verandah : - (-)	-	-	-	124.875 (1,344)	-	30.875 (332)	12.208 (131)	10.171 (109)	-	50.756 (546)
藍塘道25號B單位* Unit B, No. 25 Blue Pool Road*	427.270 (4,599) 露台 Balcony : 7.651 (82) 工作平台 Utility platform : - (-) 陽台 Verandah : - (-)	-	-	-	123.115 (1,325)	-	30.875 (332)	12.208 (131)	10.171 (109)	-	36.498 (393)
藍塘道27號A單位* Unit A, No. 27 Blue Pool Road*	424.685 (4,571) 露台 Balcony : 7.639 (82) 工作平台 Utility platform : - (-) 陽台 Verandah : - (-)	-	-	-	124.875 (1,344)	-	30.875 (332)	12.208 (131)	10.171 (109)	-	36.498 (393)
藍塘道27號B單位* Unit B, No. 27 Blue Pool Road*	427.270 (4,599) 露台 Balcony : 7.651 (82) 工作平台 Utility platform : - (-) 陽台 Verandah : - (-)	-	-	-	123.115 (1,325)	-	30.875 (332)	12.208 (131)	10.171 (109)	-	48.708 (524)

- 實用面積是按《一手住宅物業銷售條例》第 8 條計算。  
The saleable area is calculated in accordance with Section 8 of the Residential Properties (First-hand Sales) Ordinance.
- 露台、工作平台及陽台 (如有) 之樓面面積是按《一手住宅物業銷售條例》第 8 條計算。  
The floor areas of balcony, utility platform and verandah, if any, are calculated in accordance with Section 8 of the Residential Properties (First-hand Sales) Ordinance.
- 其他指明項目的面積 (不包括在實用面積內) 是按《一手住宅物業銷售條例》附表 2 第 2 部計算。  
The areas of other specified items (not included in the saleable area) are calculated in accordance with Part 2 of Schedule 2 to the Residential Properties (First-hand Sales) Ordinance.

以平方米列出的面積以 1 平方米 = 10.764 平方呎換算至平方呎並四捨五入至整數。

The areas in square metre are converted to square feet based on a conversion rate of 1 square metre = 10.764 square feet and rounded off to the nearest integer.

住宅物業的描述 Description of Residential Property	實用面積 (包括露台, 工作平台及陽台 (如有) 平方米 (平方呎)) Saleable Area (including balcony, utility platform and verandah, if any) sq. m. (sq. ft.))	其他指明項目的面積 (不計算入實用面積) 平方米 (平方呎) Area of other specified items (Not included in the Saleable Area) sq. m. (sq. ft.)									
		空調機房 Air-conditioning Plant Room	窗台 Bay Window	閣樓 Cockloft	平台 Flat Roof	花園 Garden	停車位 Parking Space	天台 Roof	梯屋 Stairhood	前庭 Terrace	庭院 Yard
藍塘道29號A單位* Unit A, No. 29 Blue Pool Road*	424.685 (4,571) 露台 Balcony : 7.639 (82) 工作平台 Utility platform : - (-) 陽台 Verandah : - (-)	-	-	-	124.875 (1,344)	-	30.875 (332)	12.208 (131)	10.171 (109)	-	36.498 (393)
藍塘道29號B單位* Unit B, No. 29 Blue Pool Road*	427.270 (4,599) 露台 Balcony : 7.651 (82) 工作平台 Utility platform : - (-) 陽台 Verandah : - (-)	-	-	-	123.115 (1,325)	-	30.875 (332)	12.208 (131)	10.171 (109)	-	36.498 (393)
藍塘道31號A單位* Unit A, No. 31 Blue Pool Road*	425.603 (4,581) 露台 Balcony : 7.639 (82) 工作平台 Utility platform : - (-) 陽台 Verandah : - (-)	-	-	-	124.875 (1,344)	-	29.957 (322)	12.208 (131)	10.171 (109)	-	36.498 (393)
藍塘道31號B單位* Unit B, No. 31 Blue Pool Road*	427.805 (4,605) 露台 Balcony : 7.651 (82) 工作平台 Utility platform : - (-) 陽台 Verandah : - (-)	-	-	-	123.115 (1,325)	-	30.340 (327)	12.208 (131)	10.171 (109)	-	36.498 (393)
藍塘道33號A單位* Unit A, No. 33 Blue Pool Road*	424.685 (4,571) 露台 Balcony : 7.639 (82) 工作平台 Utility platform : - (-) 陽台 Verandah : - (-)	-	-	-	124.875 (1,344)	-	30.875 (332)	12.208 (131)	10.171 (109)	-	36.498 (393)
藍塘道33號B單位* Unit B, No. 33 Blue Pool Road*	427.270 (4,599) 露台 Balcony : 7.651 (82) 工作平台 Utility platform : - (-) 陽台 Verandah : - (-)	-	-	-	123.115 (1,325)	-	30.875 (332)	12.208 (131)	10.171 (109)	-	36.498 (393)

- 實用面積是按《一手住宅物業銷售條例》第8條計算。  
The saleable area is calculated in accordance with Section 8 of the Residential Properties (First-hand Sales) Ordinance.
- 露台、工作平台及陽台 (如有) 之樓面面積是按《一手住宅物業銷售條例》第8條計算。  
The floor areas of balcony, utility platform and verandah, if any, are calculated in accordance with Section 8 of the Residential Properties (First-hand Sales) Ordinance.
- 其他指明項目的面積 (不包括在實用面積內) 是按《一手住宅物業銷售條例》附表2第2部計算。  
The areas of other specified items (not included in the saleable area) are calculated in accordance with Part 2 of Schedule 2 to the Residential Properties (First-hand Sales) Ordinance.
- 藍塘道31號A及B單位已合併為一個單位。  
Unit A and B of No. 31 Blue Pool Road is combined into one single unit.

以平方米列出的面積以1平方米 = 10.764平方呎換算至平方呎並四捨五入至整數。

The areas in square metre are converted to square feet based on a conversion rate of 1 square metre = 10.764 square feet and rounded off to the nearest integer.

住宅物業的描述 Description of Residential Property	實用面積 (包括露台, 工作平台及陽台 (如有) 平方米 (平方呎)) Saleable Area (including balcony, utility platform and verandah, if any) sq. m. (sq. ft.))	其他指明項目的面積 (不計算入實用面積) 平方米 (平方呎) Area of other specified items (Not included in the Saleable Area) sq. m. (sq. ft.)									
		空調機房 Air-conditioning Plant Room	窗台 Bay Window	閣樓 Cockloft	平台 Flat Roof	花園 Garden	停車位 Parking Space	天台 Roof	梯屋 Stairhood	前庭 Terrace	庭院 Yard
藍塘道35號A單位* Unit A, No. 35 Blue Pool Road*	424.685 (4,571) 露台 Balcony : 7.639 (82) 工作平台 Utility platform : - (-) 陽台 Verandah : - (-)	-	-	-	124.875 (1,344)	-	30.875 (332)	12.208 (131)	10.171 (109)	-	36.498 (393)
藍塘道35號B單位* Unit B, No. 35 Blue Pool Road*	427.270 (4,599) 露台 Balcony : 7.651 (82) 工作平台 Utility platform : - (-) 陽台 Verandah : - (-)	-	-	-	123.115 (1,325)	-	30.875 (332)	12.208 (131)	10.171 (109)	-	36.498 (393)
藍塘道37號A單位* Unit A, No. 37 Blue Pool Road*	424.685 (4,571) 露台 Balcony : 7.639 (82) 工作平台 Utility platform : - (-) 陽台 Verandah : - (-)	-	-	-	124.875 (1,344)	-	30.875 (332)	12.208 (131)	10.171 (109)	-	35.420 (381)
藍塘道37號B單位* Unit B, No. 37 Blue Pool Road*	427.270 (4,599) 露台 Balcony : 7.651 (82) 工作平台 Utility platform : - (-) 陽台 Verandah : - (-)	-	-	-	123.115 (1,325)	-	30.875 (332)	12.208 (131)	10.171 (109)	-	36.498 (393)
藍塘道39號A單位* Unit A, No. 39 Blue Pool Road*	424.685 (4,571) 露台 Balcony : 7.639 (82) 工作平台 Utility platform : - (-) 陽台 Verandah : - (-)	-	-	-	124.875 (1,344)	-	30.875 (332)	12.208 (131)	10.171 (109)	-	29.327 (316)
藍塘道39號B單位* Unit B, No. 39 Blue Pool Road*	427.270 (4,599) 露台 Balcony : 7.651 (82) 工作平台 Utility platform : - (-) 陽台 Verandah : - (-)	-	-	-	123.115 (1,325)	-	30.875 (332)	12.208 (131)	10.171 (109)	-	37.004 (398)

- 實用面積是按《一手住宅物業銷售條例》第 8 條計算。  
The saleable area is calculated in accordance with Section 8 of the Residential Properties (First-hand Sales) Ordinance.
- 露台、工作平台及陽台 (如有) 之樓面面積是按《一手住宅物業銷售條例》第 8 條計算。  
The floor areas of balcony, utility platform and verandah, if any, are calculated in accordance with Section 8 of the Residential Properties (First-hand Sales) Ordinance.
- 其他指明項目的面積 (不包括在實用面積內) 是按《一手住宅物業銷售條例》附表 2 第 2 部計算。  
The areas of other specified items (not included in the saleable area) are calculated in accordance with Part 2 of Schedule 2 to the Residential Properties (First-hand Sales) Ordinance.

以平方米列出的面積以 1 平方米 = 10.764 平方呎換算至平方呎並四捨五入至整數。

The areas in square metre are converted to square feet based on a conversion rate of 1 square metre = 10.764 square feet and rounded off to the nearest integer.



## 13

## 發展項目中的住宅物業的面積

## AREA OF RESIDENTIAL PROPERTIES IN THE DEVELOPMENT

備註 Note:

於經批准圖則中,每個住宅物業亦有於下列右邊表格縱行所示的相應描述。

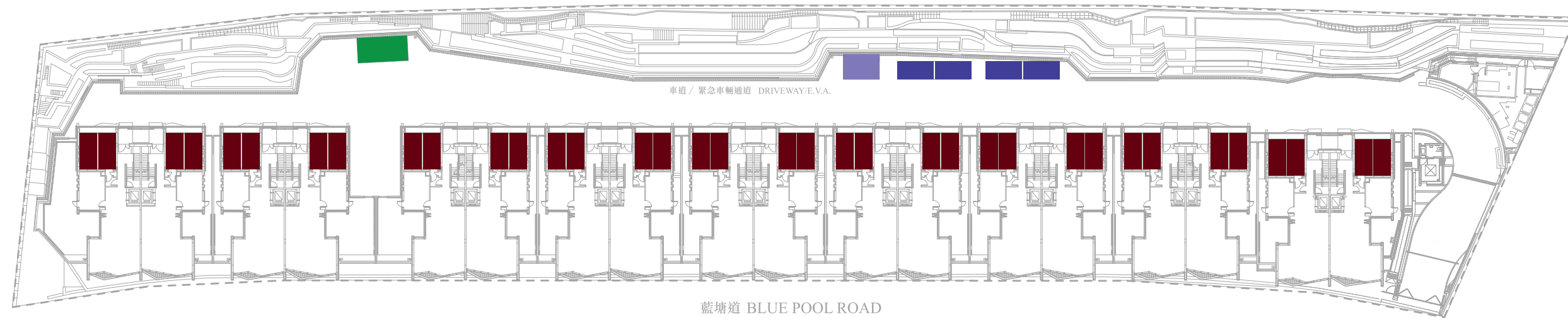
Each residential property also has the corresponding description under the approved building plans as stated in the column on the right side in the table below.

藍塘道23號A單位 Unit A, No. 23 Blue Pool Road	10號屋A單位 Unit A, House 10
藍塘道23號B單位 Unit B, No. 23 Blue Pool Road	10號屋B單位 Unit B, House 10
藍塘道25號A單位 Unit A, No. 25 Blue Pool Road	9號屋A單位 Unit A, House 9
藍塘道25號B單位 Unit B, No. 25 Blue Pool Road	9號屋B單位 Unit B, House 9
藍塘道27號A單位 Unit A, No. 27 Blue Pool Road	8號屋A單位 Unit A, House 8
藍塘道27號B單位 Unit B, No. 27 Blue Pool Road	8號屋B單位 Unit B, House 8
藍塘道29號A單位 Unit A, No. 29 Blue Pool Road	7號屋A單位 Unit A, House 7
藍塘道29號B單位 Unit B, No. 29 Blue Pool Road	7號屋B單位 Unit B, House 7
藍塘道31號A單位 Unit A, No. 31 Blue Pool Road	6號屋A單位 Unit A, House 6
藍塘道31號B單位 Unit B, No. 31 Blue Pool Road	6號屋B單位 Unit B, House 6
藍塘道33號A單位 Unit A, No. 33 Blue Pool Road	5號屋A單位 Unit A, House 5
藍塘道33號B單位 Unit B, No. 33 Blue Pool Road	5號屋B單位 Unit B, House 5
藍塘道35號A單位 Unit A, No. 35 Blue Pool Road	3號屋A單位 Unit A, House 3
藍塘道35號B單位 Unit B, No. 35 Blue Pool Road	3號屋B單位 Unit B, House 3
藍塘道37號A單位 Unit A, No. 37 Blue Pool Road	2號屋A單位 Unit A, House 2
藍塘道37號B單位 Unit B, No. 37 Blue Pool Road	2號屋B單位 Unit B, House 2
藍塘道39號A單位 Unit A, No. 39 Blue Pool Road	1號屋A單位 Unit A, House 1
藍塘道39號B單位 Unit B, No. 39 Blue Pool Road	1號屋B單位 Unit B, House 1

#### 發展項目停車位數目及面積

#### Number and Area of Parking Spaces in the Development

停車位類別 Category of Parking Space	樓層 Floor	數量 No.	尺寸(長 x 闊)(米) Dimension (L x W) (m)	每個車位面積(平方米) Area per each Parking Space (sq. m)
住客車位 Residential Parking Spaces	地下 G/F	36	5 x 2.5	12.500
訪客車位 Visitors Parking Spaces	地下 G/F	4	5 x 2.5	12.500
訪客(無障礙)車位 Visitor (Accessible) Parking Space	地下 G/F	1	5 x 3.5	17.500
上落貨車位 Loading & Unloading Bay	地下 G/F	1	7 x 3.5	24.500



#### 圖例 Legend

- 上落貨車位 Loading & Unloading Bay
- 訪客(無障礙)車位 Visitor (Accessible) Parking Space
- 訪客車位 Visitors Parking Spaces
- 住客車位 Residential Parking Spaces

**臨時買賣合約的摘要**

1. 在簽署臨時買賣合約時須支付款額為5%的臨時訂金；
2. 買方在簽署該臨時合約時支付的臨時訂金，會由代表擁有人行事的律師事務所以保證金保存人的身分持有；
3. 如買方沒有於訂立該臨時合約的日期之後5個工作日內簽立買賣合約—
  - a. 該臨時合約即告終止；
  - b. 有關的臨時訂金即予沒收；及
  - c. 擁有人不得就買方沒有簽立買賣合約而針對買方提出進一步申索。

**Summary of preliminary agreement for sale and purchase**

1. A preliminary deposit of 5% is payable on the signing of the preliminary agreement for sale and purchase;
2. The preliminary deposit paid by the purchaser on the signing of that preliminary agreement will be held by a firm of solicitors acting for the owner, as stakeholders;
3. If the purchaser fails to execute the agreement for sale and purchase within 5 working days after the date on which the purchaser enters into that preliminary agreement—
  - a. that preliminary agreement is terminated;
  - b. the preliminary deposit is forfeited; and
  - c. the owner does not have any further claim against the purchaser for the failure.

**A. 發展項目的公用部分**

「公用地方與設施」指及包括「該地段」及「發展項目」內各入口、行人走道、護土牆及相關飾面、邊界圍牆、斜坡、斜坡處理工程、護土牆及/或其他構築物，以及斜路、緊急車輛通道、花槽、閘(包括物業大閘及側門行人專用閘)、服務人員走廊沿線花槽牆鋁燈槽、主校對錶櫃、水景區、電掣房、變壓器房、消防控制室、樓梯、樓梯平台、園景美化地方、保安護衛亭、護土牆及圍牆綠化牆連相關固定照明裝置及灌溉系統、附在圍牆及/或沿著車道/緊急車輛通道的單位牆上的固定照明裝置、天井扶欄外石面板、訪客車位，以及排水渠、水渠、總水管、截油器、集水泵及集水池、污水管、食水及沖廁水儲水缸、食水及沖廁水進水管和總水管、雨水採集儲水缸及接駁渠管、電線、電纜、天線廣播分導或電訊網絡設施，以及現時或於任何時間位於「該地段」內、下、上或跨越其上向「發展項目」供應食水或沖廁水、污水排放、氣體、電話、電力及其他服務的鋪管或非鋪管服務設施，以及樹木、灌叢及其他植物及植被、其他照明設施、防火偵測及滅火設備及器具、保安系統及器具、垃圾房、保安護衛亭空調系統、灌溉機器房、流通及運轉區、電氣房、電訊及廣播器材室、垃圾及物料回收房、食水及沖廁水泵房、主儀錶房、公用服務水平管槽、垂直水管槽，以及在「發展項目」安裝或提供擬供「發展項目」整體公用與共享之任何其他機械系統、裝置或設施，即於所夾附圖則以綠色及粉紅色顯示的範圍，以及「發展項目」內由個別「業主」以專有權與特權持有、使用、佔用和享用的地方，此外並包括「第一業主」根據第8(b)條或相關「業主」根據任何「副公契」劃為公用地方與設施的「發展項目」地方與設施(如有者)。此外，於適當情況下，如(a)「發展項目」任何部份符合《建築物管理條例》(香港法例第344章)第2條中「公用部份」第(a)段的釋義及/或(b)「發展項目」任何部份乃《建築物管理條例》(香港法例第344章)附表1訂明而符合《建築物管理條例》(香港法例第344章)第2條中「公用部份」第(b)段的釋義，此等地方將受制於前述的規定，並且視作屬於「公用地方與設施」一部份。

**B. 分配予發展項目中的每個住宅物業的不分割份數的數目**

街道名稱及單位	每個住宅物業的不分割份數的數目
藍塘道23號A單位*(亦稱為10號屋A單位*)	461
藍塘道23號B單位*(亦稱為10號屋B單位*)	474
藍塘道25號A單位*(亦稱為9號屋A單位*)	464
藍塘道25號B單位*(亦稱為9號屋B單位*)	462
藍塘道27號A單位*(亦稱為8號屋A單位*)	461
藍塘道27號B單位*(亦稱為8號屋B單位*)	466
藍塘道29號A單位*(亦稱為7號屋A單位*)	461
藍塘道29號B單位*(亦稱為7號屋B單位*)	462
藍塘道31號A單位*(亦稱為6號屋A單位*)	461
藍塘道31號B單位*(亦稱為6號屋B單位*)	462
藍塘道33號A單位*(亦稱為5號屋A單位*)	461
藍塘道33號B單位*(亦稱為5號屋B單位*)	462
藍塘道35號A單位*(亦稱為3號屋A單位*)	461
藍塘道35號B單位*(亦稱為3號屋B單位*)	462
藍塘道37號A單位*(亦稱為2號屋A單位*)	460
藍塘道37號B單位*(亦稱為2號屋B單位*)	462
藍塘道39號A單位*(亦稱為1號屋A單位*)	459
藍塘道39號B單位*(亦稱為1號屋B單位*)	463
公用地方及設施	100
總數	8,424

\*每個單位包括露台、庭院、梯屋、毗鄰的平台、上蓋天台及2個泊車位。



**C. 有關發展項目的管理人的委任年期**

「發展項目」之經理人（「經理人」）的首屆任期為兩（2）年，由「公契」日期開始，期滿後繼續生效，直至依照「公契」第10條終止。

**D. 發展項目中的住宅物業的擁有人之間分擔管理開支的基準**

1. 每名「業主」應就其「單位」攤付預算「管理開支」（釋義以「公契」所訂為準）（包括「經理人」酬金）的指定比例。計算基準為「發展項目」所有「單位」「不可分割份數」總額（不包括「公用地方與設施」之「不可分割份數」）除以其「單位」（釋義以「公契」所訂為準）之「不可分割份數」（釋義以「公契」所訂為準）。
2. 儘管「公契」另有任何規定，「公用地方與設施」（釋義以「公契」所訂為準）之「不可分割份數」連同相關的「公用地方與設施」毋須攤付「公契」所載的管理開支與支出。

**E. 計算管理費按金的基準**

每名「業主」均須支付首份年度管理預算案訂明其所持「發展項目」部份應分擔的三（3）個月管理費作為按金。按金不會計付利息，「業主」亦不可以按金抵扣「公契」規定其應分擔的任何款項。按金將不予退還，但於轉易「不可分割份數」的業權時可以轉戶予新「業主」。

**F. 擁有人在發展項目中保留作自用的範圍**

不適用。

**A. THE COMMON PARTS OF THE DEVELOPMENT**

“Common Areas and Facilities” means and includes the entrances, walkways, retaining walls and associated finishes, boundary fence walls, slopes, slopes treatment works, retaining walls and/or other structures within the Lot and the Development, ramps, emergency vehicular access, planters, gates (including the property gate and pedestrian side gate), aluminium light trough all along planter wall of service corridor, master check cabinet, water feature areas, switch rooms, transformer room, fire services control room, staircases, landings, landscape areas, guard house, green walls at retaining wall and fence walls with associated lighting fixtures and irrigation system, lighting fixtures attached to the fence walls and/ or external walls of the Units along the driveway/ emergency vehicular access, stone cladding outside courtyard balustrade, visitors’ car parking spaces and such of the drains, channels, water mains, petro interceptor, sump pump and pits, sewers, fresh and flushing water storage tanks, fresh and flushing water intakes and mains, rain water recycling storage tank and drainage connection, wires, cables, aerial broadcast distribution or telecommunication network facilities and other facilities whether ducted or otherwise which are or at any time may be in under or over or passing through the Lot through which fresh or flushing water, sewage, gas, telephone, electricity and other services are supplied to the Development, trees, shrubs and other plants and vegetation, other lighting facilities, fire detection and fighting equipment and apparatus, security systems and apparatus, the refuse collection room, air-conditioning system at guard house, irrigation plant room, circulation and manoeuvring spaces, electrical room, TBE room, refuse storage and material recovery chamber, potable flushing water pump room, master meter room, horizontal common service ducts, vertical pipe ducts and any other mechanical systems, devices or facilities installed or provided in the Development intended for common use and benefit of the Development shown on the plans annexed hereto and coloured green and pink and such areas within the Development in respect of which the exclusive right and privilege to hold, use, occupy and enjoy the same belong to any particular Owner and also those parts and such of the areas and facilities (if any) of the Development designated as common areas and facility by the First Owner pursuant to Clause 8(b) or by the relevant Owners in any Sub-Deed PROVIDED THAT, where appropriate, if (a) any parts of the Development covered by paragraph (a) of the definition of “common parts” set out in section 2 of the Building Management Ordinance (Cap.344) and/or (b) any parts specified in the First Schedule to the Building Management Ordinance (Cap.344) and included under paragraph (b) of the definition of “common parts” set out in section 2 of the Building Management Ordinance (Cap.344), shall also be covered by the provisions hereinbefore provided, such parts shall be deemed to have been included as, and shall form part of, the Common Areas and Facilities.

**B. NUMBER OF UNDIVIDED SHARES ASSIGNED TO EACH RESIDENTIAL PROPERTY IN THE DEVELOPMENT**

Unit & Street name	Undivided Shares
Unit A*, No. 23 Blue Pool Road (also known as Unit A*, House 10)	461
Unit B*, No. 23 Blue Pool Road (also known as Unit B*, House 10)	474
Unit A*, No. 25 Blue Pool Road (also known as Unit A*, House 9)	464
Unit B*, No. 25 Blue Pool Road (also known as Unit B*, House 9)	462
Unit A*, No. 27 Blue Pool Road (also known as Unit A*, House 8)	461
Unit B*, No. 27 Blue Pool Road (also known as Unit B*, House 8)	466
Unit A*, No. 29 Blue Pool Road (also known as Unit A*, House 7)	461
Unit B*, No. 29 Blue Pool Road (also known as Unit B*, House 7)	462
Unit A*, No. 31 Blue Pool Road (also known as Unit A*, House 6)	461
Unit B*, No. 31 Blue Pool Road (also known as Unit B*, House 6)	462
Unit A*, No. 33 Blue Pool Road (also known as Unit A*, House 5)	461
Unit B*, No. 33 Blue Pool Road (also known as Unit B*, House 5)	462
Unit A*, No. 35 Blue Pool Road (also known as Unit A*, House 3)	461
Unit B*, No. 35 Blue Pool Road (also known as Unit B*, House 3)	462
Unit A*, No. 37 Blue Pool Road (also known as Unit A*, House 2)	460
Unit B*, No. 37 Blue Pool Road (also known as Unit B*, House 2)	462
Unit A*, No. 39 Blue Pool Road (also known as Unit A*, House 1)	459
Unit B*, No. 39 Blue Pool Road (also known as Unit B*, House 1)	463
Common Area and Facilities	100
Total	8,424

\*Each Unit includes balconies, yard, stairhood, flat roof(s) adjacent thereto, roof(s) thereabove and 2 Car Parking Spaces.

**C. THE TERM OF YEARS FOR WHICH THE MANAGER OF THE DEVELOPMENT IS APPOINTED**

The manager for the Development (“Manager”) was appointed for an initial term of two (2) years after the date of the DMC and such appointment shall continue until terminated as provided in Clause 10 of the DMC.

**D. BASIS ON WHICH THE MANAGEMENT EXPENSES ARE SHARED AMONG THE OWNERS OF THE RESIDENTIAL PROPERTIES IN THE DEVELOPMENT**

1. Each Owner shall contribute his due proportion of the budgeted Management Expenses (as defined in the DMC) (including the Manager’s remuneration) which proportion shall be equal to the Undivided Shares (as defined in the DMC) of his Unit (as defined in the DMC) divided by the total Undivided Shares of all Units in the Development (excluding those of the Common Areas and Facilities).
2. Notwithstanding anything contained in the DMC, the Undivided Shares allocated to the Common Areas and Facilities (as defined in the DMC) together with the Common Areas and Facilities held therewith shall be exempt from payment towards the management expenditure and expenses as provided in the DMC.

**E. BASIS ON WHICH THE MANAGEMENT FEE DEPOSIT IS FIXED**

A sum equal to three (3) months’ management contribution payable by him in respect of his part of the Development of which he is the Owner based on the first annual management budget which deposit shall be non-interest bearing and shall not be used by such Owner to set off against any contribution payable by him under the DMC and which deposit shall be non-refundable but transferable to the new Owner on change of ownership of the Undivided Shares.

**F. THE AREA IN THE DEVELOPMENT RETAINED BY THE VENDOR FOR THE VENDOR’S OWN USE**

Not applicable.

1. 「發展項目」位於內地第 5747 號（「該地段」）。
2. 「該地段」根據「批地文件」的批租年期為 1940 年 3 月 18 日起計 75 年，並有權續訂為 75 年期限。
3. 用途限制：
  - (a) 「批地文件」第 (2) 條批地特別條款訂明：除獨立或半獨立歐式洋房外，「買方」不可在「該地段」興建任何其他建築物。
  - (b) 「批地文件」第 (3) 條批地特別條款訂明：除非經「總督」同意，否則建於「該地段」的洋房數目不可少於五座。
  - (c) 「批地文件」第 (4) 條批地特別條款訂明：於「該地段」批租年期內，「買方」不可在「該地段」任何部份興建連洋房地盤在內總範圍不足 8,000 平方呎的洋房。
  - (d) 「批地文件」第 (8) 條批地特別條款訂明：如非事前獲「工務司」同意，「買方」不可使用綠色範圍（「批地文件」所夾附圖則所示）儲物或興建任何臨時建築物或構築物。
4. 規定為「政府」建造及提供或劃供公眾使用的設施：
 

【不適用】
5. 「承批人」鋪整、平整或園藝美化「該地段」內外任何地方又或在該處建造或維修任何構築物或設施的責任：
  - (a) 「批地文件」第 (6) 條批地特別條款訂明：
    - (6)(a) 倘現已或曾經挖去、清除或移後任何土地，又或進行形成或填土工程或任何斜坡處理工程，不論事前是否獲得「地政總署署長」（以下簡稱「署長」）書面同意，亦不論是否位於該地段或任何「政府」土地範圍內，而有關工程乃因應或為著該地段或其任何部份的塑造、平整或發展工程或本「批地條款」訂明「買方」須執行的任何其他工程而進行，則「買方」必須自費在當時或此後任何時間按需要進行及建造斜坡處理工程、護土牆或其他支承結構、保護工程、排水、輔助或其他工程，藉此保護及支承該地段內的此等土地，以及毗連或毗鄰的「政府」土地或批租土地，此外並須避免及防止日後發生滑坡、山泥傾瀉或地陷。於本文協定的整個批租年期內，「買方」時刻均須自費維修上述土地、斜坡處理工程、護土牆或其他支承結構、保護工程、排水、輔助或其他工程，以保持其功用與狀態良好，以令「署長」滿意。
    - (b) 本批地特別條款(a)款之規定概不妨礙本「批地條款」賦予「政府」的權利，其中以本文第(26)條批地特別條款為要。
    - (c) 無論何時，倘因「買方」進行塑造、平整、發展或其他工程又或因任何其他事故引致滑坡、山泥傾瀉或地陷，不論乃位於或源於「該地段」內的土地或來自任何毗連或毗鄰的「政府」土地或批租土地，「買方」亦須自費還原及修復上述範圍至「署長」滿意的狀況，並須就此等滑坡、山泥傾瀉或地陷事件造成或導致「政府」、其代理及承辦商蒙受或招致的所有費用、收費、損害、需索及索償向彼等作出賠償。
    - (d) 「署長」除可就違反本「批地條款」規定的事件行使任何其他權利或補償權外，「署長」另有權發出書面通知要求「買方」進行、建造和維修上述土地、斜坡處理工程、護土牆或其他支承結構、保護工程、排水、輔助或其他工程，或還原及修復任何滑坡、山泥傾瀉或地陷土地。倘「買方」疏忽或不在指定限期內遵從「署長」的通知以令「署長」滿意，「署長」可即時執行及展開任何必要工程，而「買方」必須在「政府」通知時償還有關費用連同任何行政及專業費用與收費。
  - (b) 「批地文件」第 (10) 條批地特別條款訂明：「買方」應以「工務司」滿意的方式，按需要建造和維修排水渠及渠道，以截流及輸送由山邊流下或流入「該地段」的雨水。如因雨水造成損害或滋擾而引起或招致任何訴訟、索償及需索，「買方」須獨力承擔責任並向「政府」及其官員作出賠償。
  - (c) 「批地文件」第 (13) 條批地特別條款訂明：「買方」應以「工務司」滿意的方式執行（「批地文件」所夾附）圖則所示紅色範圍內任何水道的改善工程。
  - (d) 「批地文件」第 (16) 條批地特別條款訂明：任何擬興建於「該地段」以南明渠附近或毗鄰位置的牆壁，地基必須達到「工務司」指定的深度。
  - (e) 「批地文件」第 (19) 條批地特別條款訂明：如有需要應給予由藍塘道通往「該地段」的通行權，具體路線由「工務司」批核。「買方」應在一方土地建造一條道路或徑道，並賦該通行權按「工務司」指定的時間及方式通行，此外並須保養、維修和修理此等道路或徑道及該處所有附屬或從屬物，該通行以致令「工務司」滿意。「買方」應就負責此等道路或徑道承擔全責，就猶如其乃該處之絕對業主。賦予通行權的政府道路如有改動以致吸納上述一方土地的任何範圍或影響該處的坡度，「買方」概不可就此提出任何索償，「買方」並須負責在其建造的道路或徑道進行所有隨後改動工程。
  - (f) 「批地文件」第 (20) 條批地特別條款訂明：「批地文件」第 (19) 條批地特別條款所授予「買方」的通行權並不能授予「買方」於其建造的道路或徑道的專有權。「政府」保留權利向附近任何其他出售地段的承租人授予此等道路或徑道之通行權，或接管上述道路或徑道所有或任何範圍以便興建公共道路，而毋須向「買方」或任何獲授予上述道路或徑道所有或任何範圍通行權之其他承租人支付任何補償。
6. 買方必須承擔的承租條件：
  - (a) 「批地文件」第 (25) 條批地特別條款訂明：
    - (25)(a) 「買方」應按「署長」全權酌情的規定，自費以「署長」滿意的方式在「批地文件」所夾附並註明「圖則 A」的圖則以綠色間黑斜線顯示的地方（以下統稱「綠色間黑斜線範圍」）執行和完成岩土勘察工程及其他斜坡處理、山泥傾瀉預防、緩解及補救工程，並須在本文批授的年期內自費保養「綠色間黑斜線範圍」，確保其時刻保持功用與狀態良好，以致令「署長」滿意，包括該處所有土地、斜坡處理工程、護土結構、排水及任何其他工程。如在本文所批授年期內任何時間「綠色間黑斜線範圍」發生山泥傾瀉、地陷或滑坡，「買方」應自費還原並修復該處連同「署長」認為（其決定將作終論並對「買方」約束）同樣受影響的任何毗鄰或毗連土地，以令「署長」滿意。倘因此等山泥傾瀉、地陷或滑坡事件招致任何索償、訴訟、費用、損害及開支，「買方」須向「政府」、其代理及承辦商作出賠償。此外，「買方」應時刻確保「綠色間黑斜線範圍」不會有任何非法挖掘工程或傾倒廢物活動，而如事前獲「署長」發出書面批准，則可搭建圍欄或其他屏障防止此類非法挖掘工程或傾倒廢物活動。「署長」除可就違反此等「批地條款」事件行使任何其他權利或補償權外，「署長」亦可隨時發出書面通知要求「買方」展開岩土勘察工程、斜坡處理、山泥傾瀉預防、緩解及補救工程，以及維修、還原和修復任何受山泥傾瀉、地陷或滑坡影響的土地、構築物或工程。如「買方」疏忽或並未在通知書指定的期限內執行通知的指示以令「署長」滿意，「署長」可在通知期屆滿後執行及進行所需的工程，「買方」須在「政府」通知時向「政府」償付有關的費用。
    - (25)(b) 儘管本批地特別條款(a)款另有規定，本批地特別條款訂明「買方」就「綠色間黑斜線範圍」或其任何部份應承擔之責任及可享有之權利，將絕對在「政府」就此向「買方」發出的通知界定。「買方」概不可就如此界定責任與權利所招致的任何損失、損害、滋擾或開支向「政府」或「署長」或其授權人員提出索償。然而，界定相關責任與權利概不妨礙「政府」就任何先前違約、不履行或不遵守上述(a)款的行為行使任何權利或補償權。

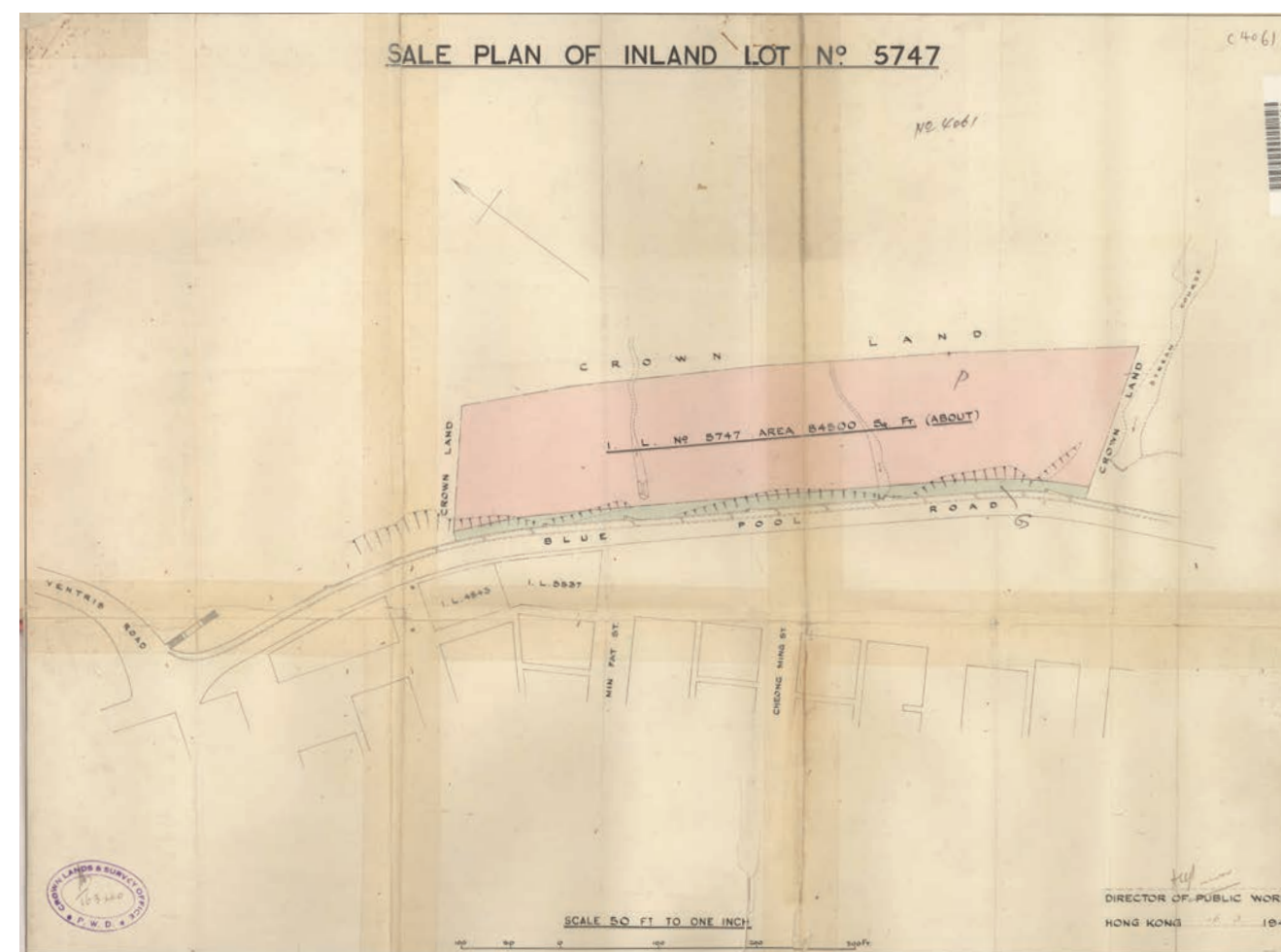


## (b) 「批地文件」第(26)條批地特別條款訂明：

除非事前獲「署長」書面同意，否則「買方」不得挖去、清除或移後任何毗鄰或毗連該地段的「政府」官地，又或在任何「政府」官地進行形成、填土工程或任何形式的斜坡處理工程。「署長」可全權酌情在給予同意時制訂其視為恰當的條件與規章，包括批授額外「政府」官地作為該地段的增批土地，補付地價由其釐定。

## (c) 「批地文件」第(27)條批地特別條款訂明：

「買方」應自行或達致他人時刻均充分小心謹慎，以及運用適切的技巧和採取預防措施，特別是進行建造、維修、更新或修理工程(以下統稱「工程」)時為要，以免損壞、干擾或阻塞「該地段」或其任何部份或「綠色間黑斜線範圍」或其任何部份上、下或毗連該處的任何「政府」或其他現有排水渠、水道或河道、總水管、道路、行人徑、街道傢俬、污水管、明渠、水管、電纜、電線、公用服務或任何其他工程或裝置(以下統稱「服務」)。「買方」展開任何「工程」之前，必須自行或達致他人進行必要的適當查核及查究，以確定「服務」的現況及水平，此外並須向「署長」提交書面建議，述明擬如何處理受「工程」影響的「服務」，以待「署長」全面審批。直至「署長」以書面批准「工程」及前述的建議書，「買方」不可展開任何工程。「買方」應遵從及自費達到「署長」審批「服務」時制訂的要求，包括承擔任何必要改道、重鋪或還原工程的費用。再者，無論於任何情況下倘因「工程」導致或造成「該地段」或其任何部份或「綠色間黑斜線範圍」或其任何部份或任何「服務」受到損壞、干擾或阻塞，「買方」須自費全面修理、修復和還原以令「署長」滿意(污水管、雨水渠或總水管例外，除非「署長」另行決定，否則有關的修復工程由「署長」執行，「買方」應在「政府」通知時支付工程費用)。如「買方」不執行「該地段」或「綠色間黑斜線範圍」或其任何部份或「服務」的必要改道、重鋪、修理、修復及還原工程以令「署長」滿意，「署長」可按其視為必要執行此等改道、重鋪、修理、修復及還原工程，「買方」須在「政府」通知時向「政府」支付工程費用。



註：本節中「買方」一詞指「批地文件」所載的「買方」。如上下文意允許或規定，釋義亦包括其遺產執行人、遺產管理人及受讓人；如屬公司則包括其繼承人及受讓人。

註：欲悉詳情請參考「批地文件」。「批地文件」全文已備於售樓處，歡迎要求查閱及支付必要的影印費用索取影印副本。

1. The Development is constructed on Inland Lot No.5747 (the "Lot").
  2. The Lot was granted for a term of 75 years commencing from 18 March 1940 under the Land Grant, with the option to renew for one further term of 75 years.
  3. User Restrictions:
    - (a) Special Condition No.(2) of the Land Grant stipulates that:  
The Purchaser will not be allowed to erect any buildings on the Lot except detached or semi-detached houses of European type.
    - (b) Special Condition No.(3) of the Land Grant stipulates that:  
Except with the consent of the Governor not less than five houses shall be erected on the Lot.
    - (c) Special Condition No.(4) of the Land Grant stipulates that:  
The Purchaser shall not at any time during the term of years for which the Lot is leased erect on any part thereof a house with a compound of less than 8,000 square feet including the site of the house.
    - (d) Special Condition No.(8) of the Land Grant stipulates that:  
The Purchaser will not be allowed to utilize the area coloured green (in the plan attached to the Land Grant) for the purpose of storage or for the erection of any temporary buildings or structures without the consent of the Director of Public Works first having been obtained.
  4. Facilities that are required to be constructed and provided for the Government, or for public use:  
Not applicable
  5. Grantee's obligations to lay, form or landscape any areas, or to construct or maintain any structure or facilities, within or outside the Lot:
    - (a) Special Condition No.(6) of the Land Grant stipulates that:
      - (6)(a) Where there is or has been any cutting away, removal or setting back of any land, or any building-up or filling-in or any slope treatment works of any kind whatsoever, whether with or without the prior written consent of the Director of Lands (hereinafter referred to as "the Director"), either within the lot or on any Government land, which is or was done for the purpose of or in connection with the formation, levelling or development of the Lot or any part thereof or any other works required to be done by the Purchaser under these Conditions, or for any other purpose, the Purchaser shall at his own expense carry out and construct such slope treatment works, retaining walls or other support, protection, drainage or ancillary or other works as shall or may then or at any time thereafter be necessary to protect and support such land within the Lot and also any adjacent or adjoining Government or leased land and to obviate and prevent any falling away, landslip or subsidence occurring thereafter. The Purchaser shall at all times during the term hereby granted maintain at his own expense the said land, slope treatment works, retaining walls or other support, protection, drainage or ancillary or other works in good and substantial repair and condition to the satisfaction of the Director.
    - (b) Nothing in sub-clause (a) of this Special Condition shall prejudice the Government's rights under these Conditions, in particular Special Condition No. (26) hereof.
    - (c) In the event that as a result of or arising out of any formation, levelling, development or other works done by the Purchaser or owing to any other reason, any falling away, landslip or subsidence occurs at any time, whether in or from any land, within the Lot or from any adjacent or adjoining Government or leased land, the Purchaser shall at his own expense reinstate and make good the same to the satisfaction of the Director and shall indemnify the Government its agents and contractors from and against all costs, charges, damages, demands and claims whatsoever which shall or may be made, suffered or incurred through or by reason of such falling away, landslip or subsidence.
    - (d) In addition to any other rights or remedies herein provided for breach of any of these Conditions, the Director shall be entitled by notice in writing to call upon the Purchaser to carry out, construct and maintain the said land, slope treatment works, retaining walls or other support, protection, drainage or ancillary or other works or to reinstate and make good any falling away, landslip or subsidence, and if the Purchaser shall neglect or fail to comply with the notice to the satisfaction of the Director within the period specified therein, the Director may forthwith execute and carry out any necessary works and the Purchaser shall on demand repay to the Government the cost thereof together with any administrative or professional fees and charges.
- (b) Special Condition No.(10) of the Land Grant stipulates that:  
The Purchaser shall construct and maintain to the satisfaction of the Director of Public Works such drains or channels as may be necessary to intercept and carry off storm-water falling on or flowing on to the Lot from the hillside, and the Purchaser shall be solely liable for and shall indemnify the Government and its officers from and against all actions, claims and demands arising out of any damage or nuisance caused by such storm-water.
  - (c) Special Condition No.(13) of the Land Grant stipulates that:  
The training of any watercourses within the area coloured red on plan (as attached to the Land Grant) shall be carried out by the Purchaser to the satisfaction of the Director of Public Works.
  - (d) Special Condition No.(16) of the Land Grant stipulates that:  
Any walls proposed to be erected near to or adjoining the nullah to the south of the Lot shall be founded to such depths as the Director of Public Works may require.
  - (e) Special Condition No.(19) of the Land Grant stipulates that:  
If necessary a right-of-way from Blue Pool Road to the Lot on a line to be approved by the Director of Public Works will be given. The Purchaser shall construct a road or path on the piece of ground over and along which such right-of-way shall be given at such time or times and in such manner as the Director of Public Works may direct and shall uphold, maintain and repair such road or path and everything forming portion of or appertaining to it to the satisfaction of the Director of Public Works, and the Purchaser shall be responsible for the whole as if he were the absolute owner thereof. Any alteration of the government road to which the right-of-way is given absorbing a portion of such piece of ground or affecting the gradient thereof shall not give rise to any claim by the Purchaser who shall carry out all consequent alterations to such road or path constructed by him.

(f) Special Condition No.(20) of the Land Grant stipulates that:

The grant of the right-of-way referred to in Special Condition No.(19) of the Land Grant shall not give the Purchaser the exclusive right to use the road or path constructed by him, and the Government reserves the right to grant rights-of-way over such road or path to the lessees of any other lots which may be sold in the vicinity or to take over the whole or any portion of the said road or path for the purposes of a public road without payment of any compensation to the Purchaser or to other lessees to whom rights-of-way over the whole or any portion of the said road or path shall have been granted.

6. The lease conditions that are onerous to a purchaser:

(a) Special Condition No.(25) of the Land Grant stipulates that:

(25)(a) The Purchaser shall at his own expense carry out and complete to the satisfaction of the Director such geotechnical investigations and such slope treatment, landslide preventive, mitigation and remedial works on the areas shown coloured green hatched black on the plan marked 'PLAN A' annexed hereto (hereinafter collectively referred to as 'the Green Hatched Black Areas') as the Director in his absolute discretion may require and shall, at all times during the term hereby granted, at his own expense, maintain in good and substantial repair and condition to the satisfaction of the Director the Green Hatched Black Areas including all land, slope treatment works, earth-retaining structures, drainage and any other works therein and thereon. In the event that any landslip, subsidence or falling away occurs within the Green Hatched Black Areas at any time during the term hereby granted, the Purchaser shall at his own expense reinstate and make good the same to the satisfaction of the Director together with any adjacent or adjoining areas which, in the opinion of the Director (whose decision shall be final and binding on the Purchaser), have also been affected. The Purchaser shall indemnify the Government, its agents and contractors against all claims, proceedings, costs, damages and expenses whatsoever incurred by reason of such landslip, subsidence or falling away. The Purchaser shall ensure at all times that there shall be no illegal excavation or dumping on the Green Hatched Black Areas and, subject to the prior written approval of the Director, the Purchaser may erect fences or other barriers for the prevention of such illegal excavation or dumping. In addition to any other rights or remedies the Director may have in respect of any breach of these Conditions, the Director may at any time by notice in writing call upon the Purchaser to carry out such geotechnical investigations, slope treatment, landslide preventive, mitigation and remedial works and to maintain, reinstate and make good any land, structure or works affected by such landslip, subsidence or falling away, and if the Purchaser shall neglect or fail to comply with such notice to the satisfaction of the Director within the period specified therein, the Director may, after the expiry of such period, execute and carry out the required works and the Purchaser shall on demand repay to the Government the cost thereof.

(b) Notwithstanding sub-clause (a) of this Special Condition, the obligations and rights of the Purchaser in respect of the Green Hatched Black Areas or any part thereof under this Special Condition shall absolutely determine upon the Government giving to the Purchaser notice to that effect, and no claim for compensation shall be made against the Government or the Director or his authorized officer by the Purchaser in respect of any loss, damage or disturbance suffered or any expense incurred as a result of such determination. However, such determination shall be without prejudice to any rights or remedies of the Government in respect of any antecedent breach, non-performance or non-observance of the said sub-clause (a).

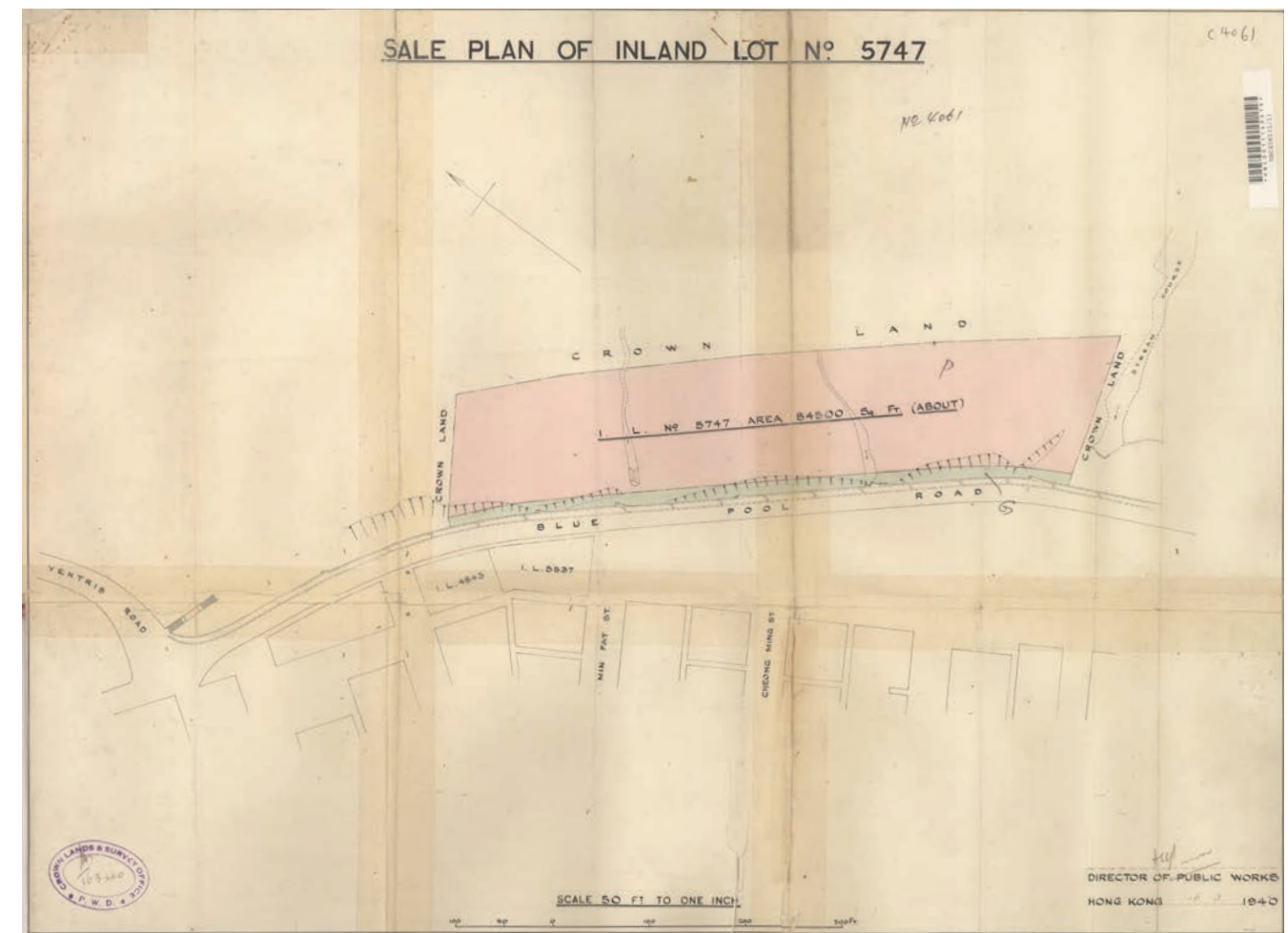
(b) Special Condition No.(26) of the Land Grant stipulates that:

The Purchaser shall not cut away, remove or set back any Government land adjacent to or adjoining the Lot or carry out any building-up, filling-in or /any slope treatment works of any kind whatsoever on any Government land except with the prior written consent of the Director who may, at his sole discretion, give his consent subject to such terms and conditions as he sees fit, including the grant of additional Government land as an extension to the Lot at such premium as he may determine.



(c) Special Condition No.(27) of the Land Grant stipulates that:

The Purchaser shall take or cause to be taken all proper and adequate care, skill and precautions at all times, and particularly when carrying out construction, maintenance, renewal or repair work (hereinafter referred to as 'the Works'), to avoid causing any damage, disturbance or obstruction to any Government or other existing drain, waterway or watercourse, water main, road, footpath, street furniture, sewer, nullah, pipe, cable, wire, utility service or any other works or installations being or running upon, over, under or adjacent to the Lot or any part thereof or the Green Hatched Black Areas or any part thereof (hereinafter collectively referred to as 'the Services'). The Purchaser shall prior to carrying out any of the Works make or cause to be made such proper search and enquiry as may be necessary to ascertain the present position and levels of the Services, and shall submit his proposals for dealing with any of the Services which may be affected by the Works in writing to the Director for his approval in all respects, and shall not carry out any work whatsoever until the Director shall have given his written approval to the Works and to such aforesaid proposals. The Purchaser shall comply with and at his expense meet any requirements which may be imposed by the Director in respect of the Services in granting the aforesaid approval, including the cost of any necessary diversion, relaying or reinstatement. The Purchaser shall at his own expense in all respects repair, make good and reinstate to the satisfaction of the Director any damage, disturbance or obstruction caused to the Lot or the Green Hatched Black Areas or any part thereof or any of the Services in any manner arising out of the Works (except for sewer, storm-water drain or water main, the making good of which shall be carried out by the Director, unless the Director elects otherwise, and the Purchaser shall pay to the Government on demand the cost of such works). If the Purchaser fails to carry out any such necessary diversion, relaying, repairing, making good and reinstatement of the lot or any part thereof or the Green Hatched Black Areas or any part thereof or of any of the Services to the satisfaction of the Director, the Director may carry out any such diversion, relaying, repairing, making good or reinstatement as he considers necessary and the Purchaser shall pay to the Government on demand the cost of such works.



Remarks:

The "Purchaser" as mentioned in this section means the Purchaser under the Land Grant and where the context so admits or requires his executors, administrators and assigns and in case of a corporation its successors and assigns.

Note:

For full details, please refer to the Land Grant. Full script of the Land Grant is available for inspection upon request at the sales office and copies of the Land Grant can be obtained upon paying necessary photocopying charges.

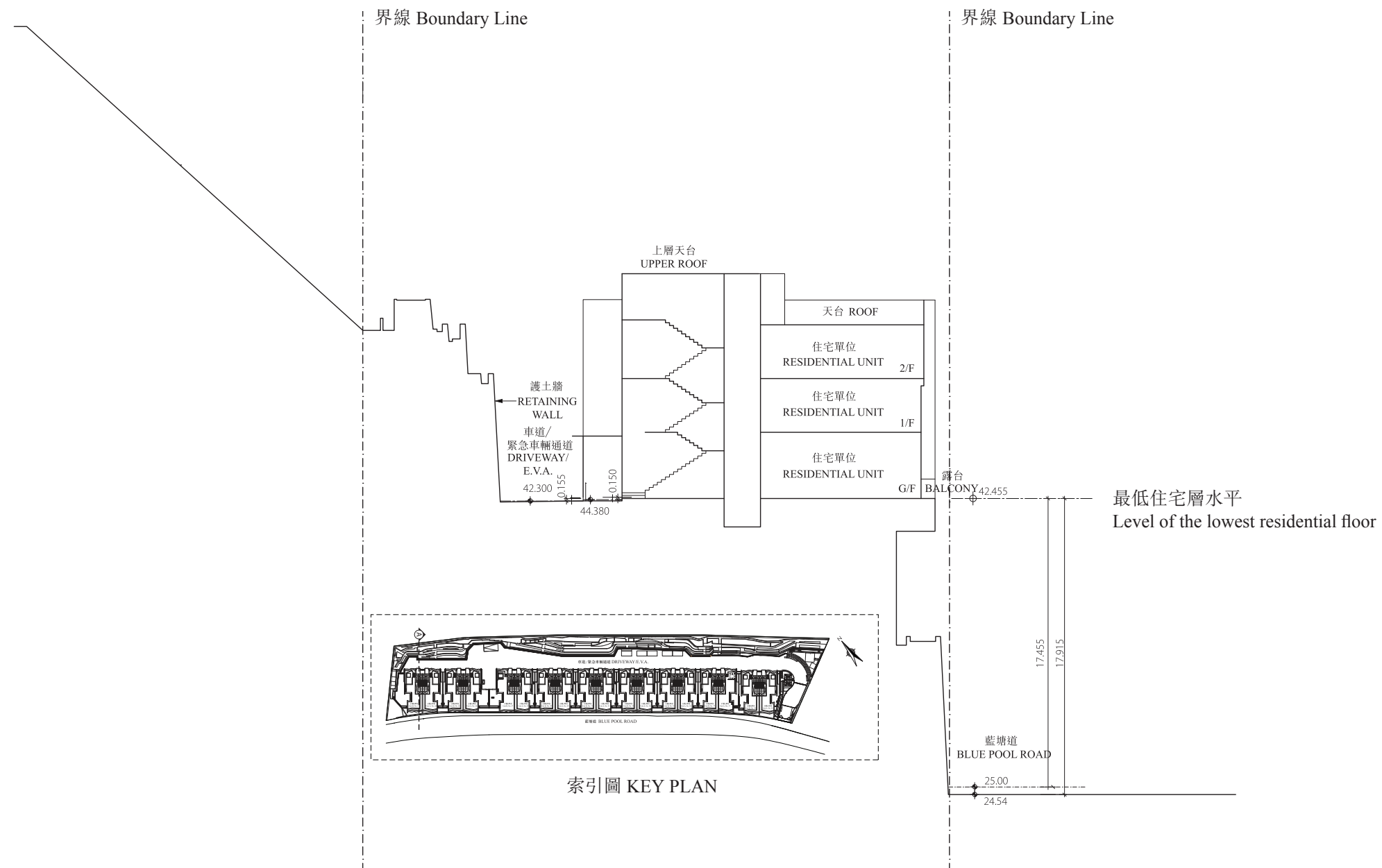


(a) 根據批地文件規定須興建並提供予政府或供公眾使用的任何設施；	不適用
(b) 根據批地文件規定須由發展項目中的住宅物業的擁有人出資管理、營運或維持以供公眾使用的任何設施；	不適用
(c) 根據批地文件規定須由該項目中的住宅物業的擁有人出資管理、營運或維持以供公眾使用的任何休憩用地；	不適用
(d) 該項目所位於土地中為施行《建築物(規劃)規例》(第123章,附屬法例F)第22(1)條而撥供公眾用途的任何部分。	不適用

(a) Any facilities that are required under the land grant to be constructed and provided for the Government, or for public use;	Not Applicable
(b) Any facilities that are required under the land grant to be managed, operated or maintained for public use at the expense of the owners of the residential properties in the Development;	Not Applicable
(c) Any open space that is required under the land grant to be managed, operated or maintained for public use at the expense of the owners of the residential properties in the Development;	Not Applicable
(d) Any part of the land (on which the Development is situated) that is dedicated to the public for the purposes of regulation 22(1) of the Building (Planning) Regulations (Cap. 123 sub. leg F).	Not Applicable

- a. 現建議買方聘用一間獨立的律師事務所(代表賣方行事者除外)，以在交易中代表買方行事。
  - b. 如買方聘用上述的獨立的律師事務所，以在交易中代表買方行事，該律師事務所將會能夠向買方提供獨立意見。
  - c. 如買方聘用代表賣方行事的律師事務所同時代表買方行事，而賣方與買方之間出現利益衝突 –
    - i. 該律師事務所可能不能夠保障買方的利益；及
    - ii. 買方可能要聘用一間獨立的律師事務所；及
    - iii. 如屬(c)(ii)段的情況，買方須支付的律師費用總數，可能高於如買方自一開始即聘用一間獨立的律師事務所便須支付的費用。
- a. The purchaser is recommended to instruct a separate firm of solicitors (other than that acting for the Vendor) to act for the purchaser in relation to the transaction.
  - b. If the purchaser instructs such separate firm of solicitors to act for the purchaser in relation to the transaction, that firm will be able to give independent advice to the purchaser.
  - c. If the purchaser instructs the firm of solicitors acting for the Vendor to act for the purchaser as well, and a conflict of interest arises between the Vendor and the purchaser,
    - i. that firm may not be able to protect the purchaser's interests; and
    - ii. the purchaser may have to instruct a separate firm of solicitors; and
    - iii. in the case of paragraph (c)(ii), the total solicitors' fees payable by the purchaser may be higher than the fees that would have been payable if the purchaser had instructed a separate firm of solicitors in the first place.

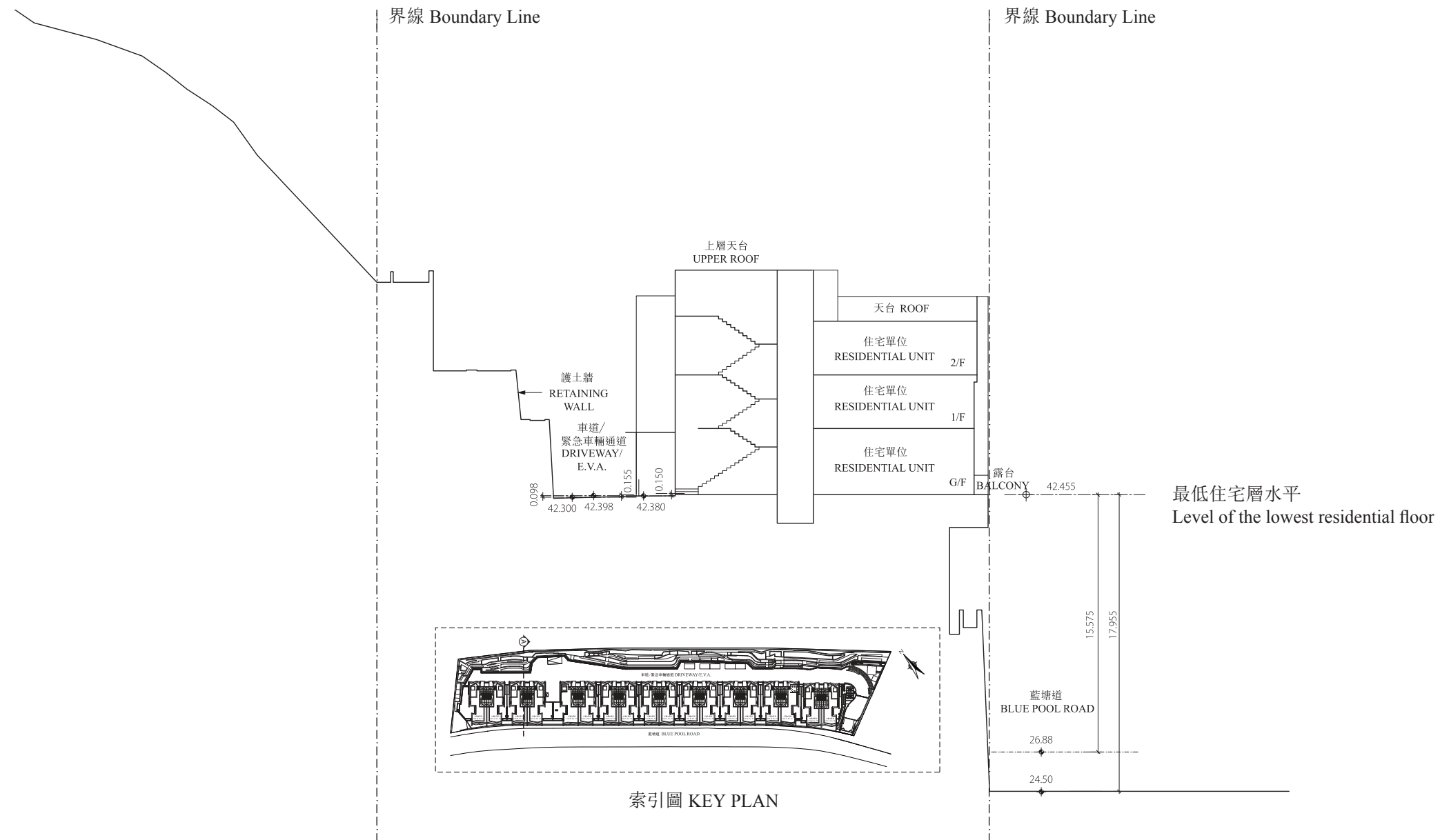
藍塘道23號\* - 橫截面圖 A-A  
No. 23 Blue Pool Road\* - Cross-Section Plan A-A



1. 毗連建築物的一段藍塘道為香港主水平基準以上 24.54 至 25.00 米。  
The part of Blue Pool Road adjacent to the building is 24.54 to 25.00 metres above the Hong Kong Principal Datum.
2. 毗連建築物的一段車道/緊急車輛通道為香港主水平基準以上 42.300 米。  
The part of Driveway/ Emergency Vehicular Access (E.V.A.) adjacent to the building is 42.300 metres above the Hong Kong Principal Datum.
3. 與香港主水平基準相對的水平以米表示。  
The levels in relation to Hong Kong Principal Datum are given in metres.

\* 亦稱為 10 號屋  
also known as House 10

藍塘道25號\* - 橫截面圖 A-A  
No. 25 Blue Pool Road\* - Cross-Section Plan A-A



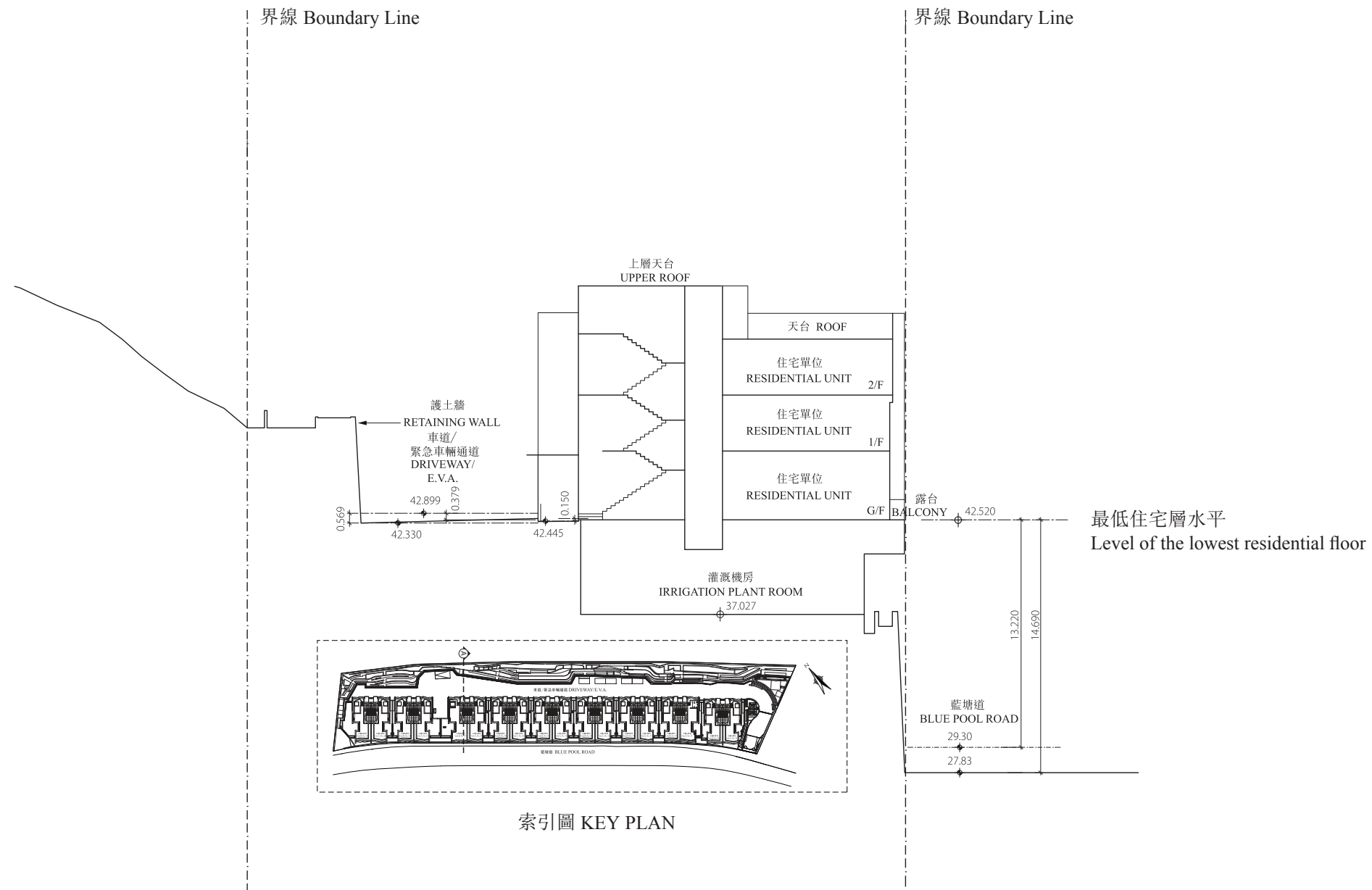
1. 毗連建築物的一段藍塘道為香港主水平基準以上 24.50 至 26.88 米。  
The part of Blue Pool Road adjacent to the building is 24.50 to 26.88 metres above the Hong Kong Principal Datum.
2. 毗連建築物的一段車道/緊急車輛通道為香港主水平基準以上 42.300 至 42.398 米。  
The part of Driveway/ Emergency Vehicular Access (E.V.A.) adjacent to the building is 42.300 to 42.398 metres above the Hong Kong Principal Datum.
3. 與香港主水平基準相對的水平以米表示。  
The levels in relation to Hong Kong Principal Datum are given in metres.

\* 亦稱為 9 號屋  
also known as House 9



## 藍塘道27號\* - 橫截面圖 A-A

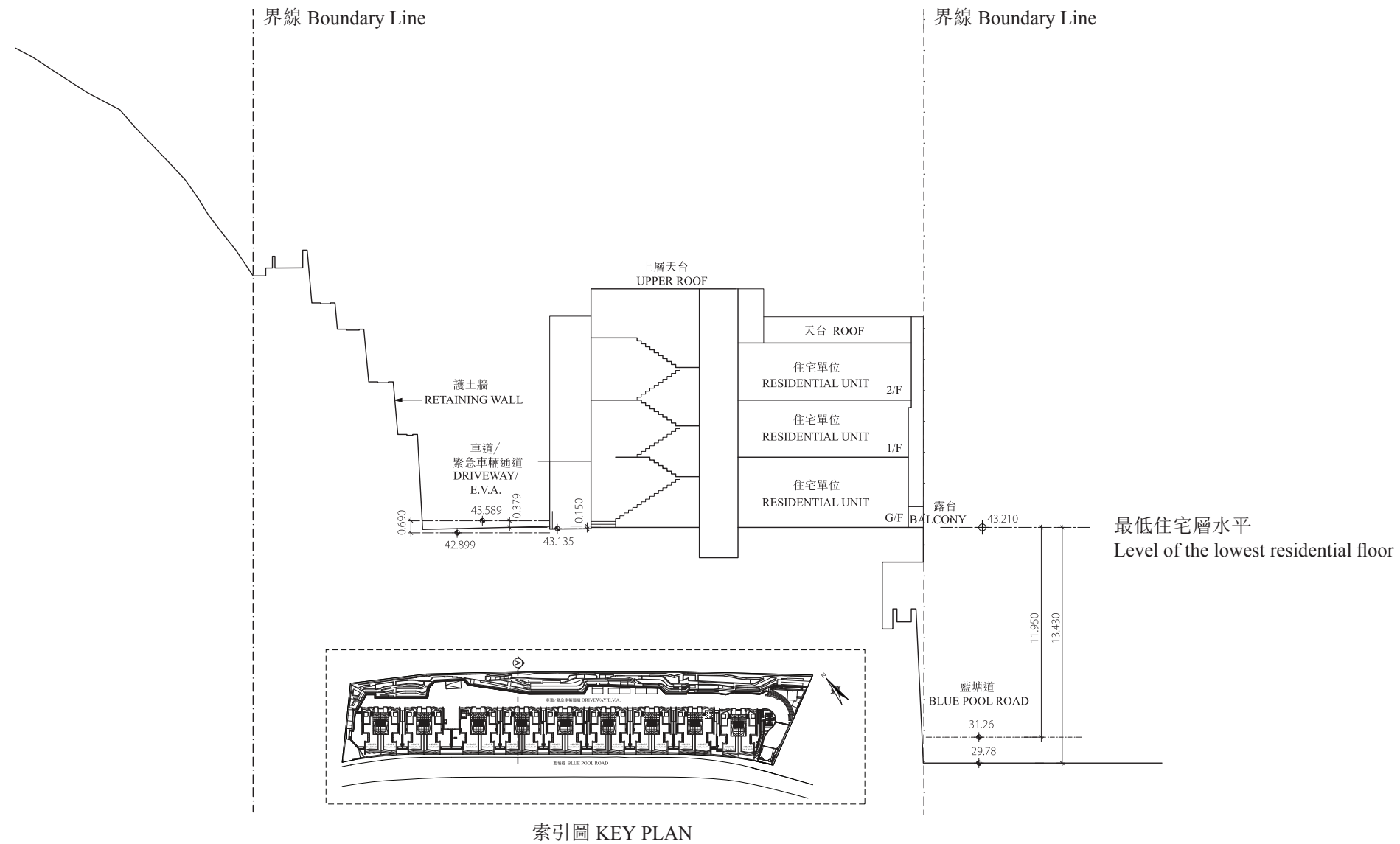
## No. 27 Blue Pool Road\* - Cross-Section Plan A-A



1. 毗連建築物的一段藍塘道為香港主水平基準以上 27.83 至 29.30 米。  
The part of Blue Pool Road adjacent to the building is 27.83 to 29.30 metres above the Hong Kong Principal Datum.
2. 毗連建築物的一段車道/緊急車輛通道為香港主水平基準以上 42.330 至 42.899 米。  
The part of Driveway/ Emergency Vehicular Access (E.V.A.) adjacent to the building is 42.330 to 42.899 metres above the Hong Kong Principal Datum.
3. 與香港主水平基準相對的水平以米表示。  
The levels in relation to Hong Kong Principal Datum are given in metres.

\* 亦稱為 8 號屋  
also known as House 8

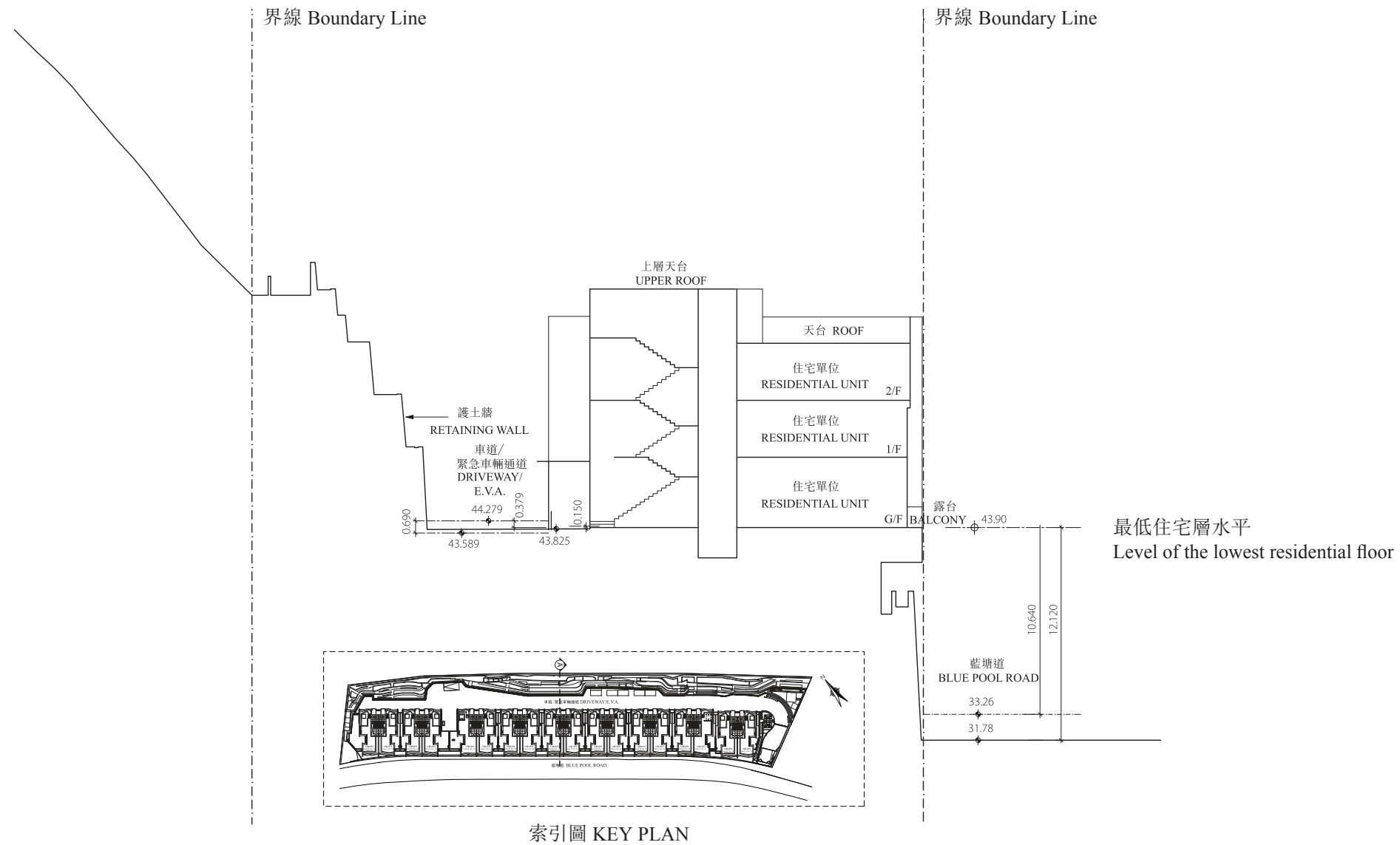
藍塘道29號\* – 橫截面圖 A-A  
No. 29 Blue Pool Road\* – Cross-Section Plan A-A



1. 毗連建築物的一段藍塘道為香港主水平基準以上 29.78 至 31.26 米。  
The part of Blue Pool Road adjacent to the building is 29.78 to 31.26 metres above the Hong Kong Principal Datum.
2. 毗連建築物的一段車道/緊急車輛通道為香港主水平基準以上 42.899 至 43.589 米。  
The part of Driveway/ Emergency Vehicular Access (E.V.A.) adjacent to the building is 42.899 to 43.589 metres above the Hong Kong Principal Datum.
3. 與香港主水平基準相對的水平以米表示。  
The levels in relation to Hong Kong Principal Datum are given in metres.

\* 亦稱為 7 號屋  
also known as House 7

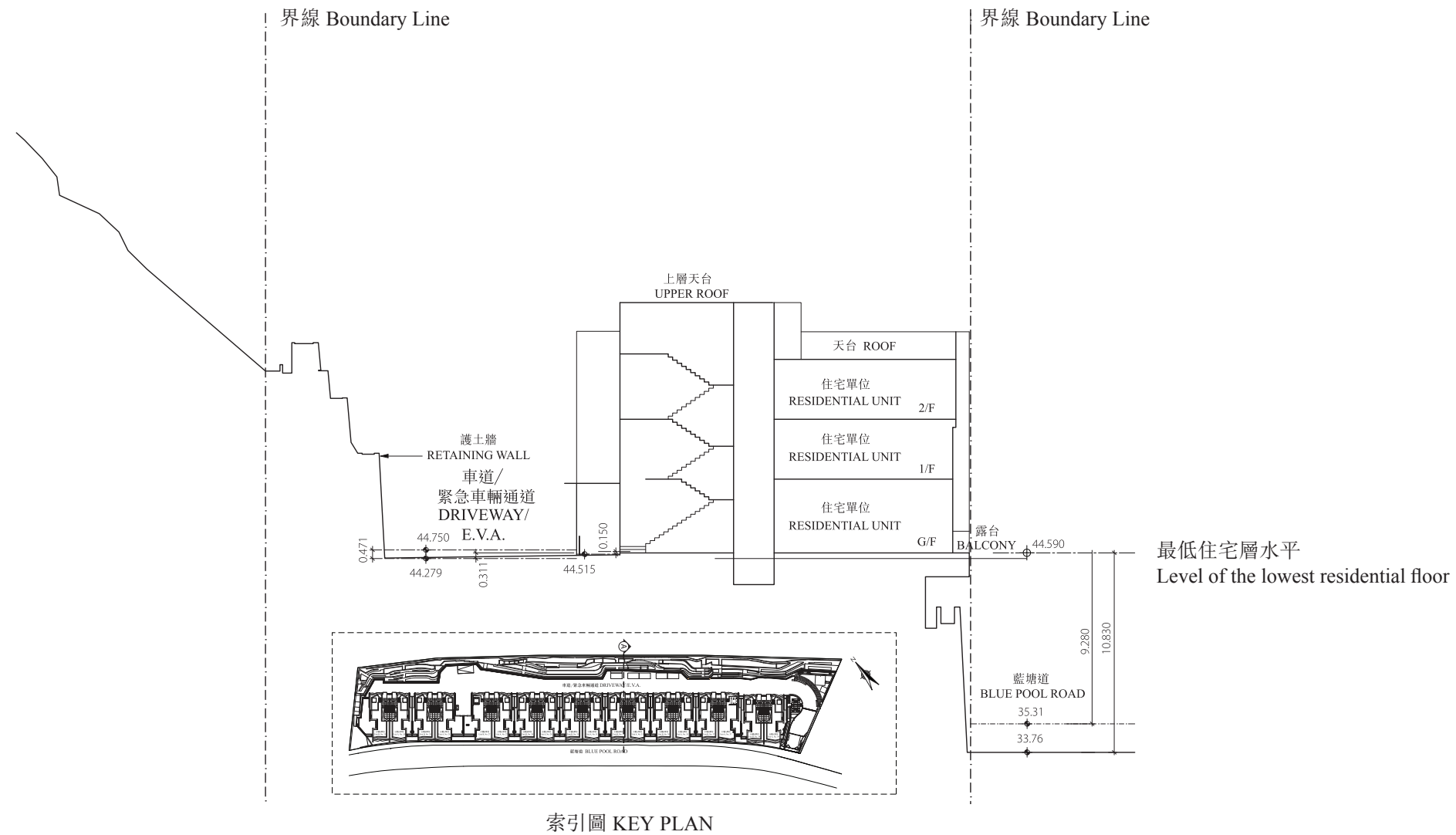
藍塘道31號\* – 橫截面圖 A-A  
No. 31 Blue Pool Road\* – Cross-Section Plan A-A



1. 毗連建築物的一段藍塘道為香港主水平基準以上 31.78 至 33.26 米。  
The part of Blue Pool Road adjacent to the building is 31.78 to 33.26 metres above the Hong Kong Principal Datum.
2. 毗連建築物的一段車道/緊急車輛通道為香港主水平基準以上 43.589 至 44.279 米。  
The part of Driveway/ Emergency Vehicular Access (E.V.A.) adjacent to the building is 43.589 to 44.279 metres above the Hong Kong Principal Datum.
3. 與香港主水平基準相對的水平以米表示。  
The levels in relation to Hong Kong Principal Datum are given in metres.

\* 亦稱為 6 號屋  
also known as House 6

藍塘道33號\* - 橫截面圖 A-A  
No. 33 Blue Pool Road\* - Cross-Section Plan A-A



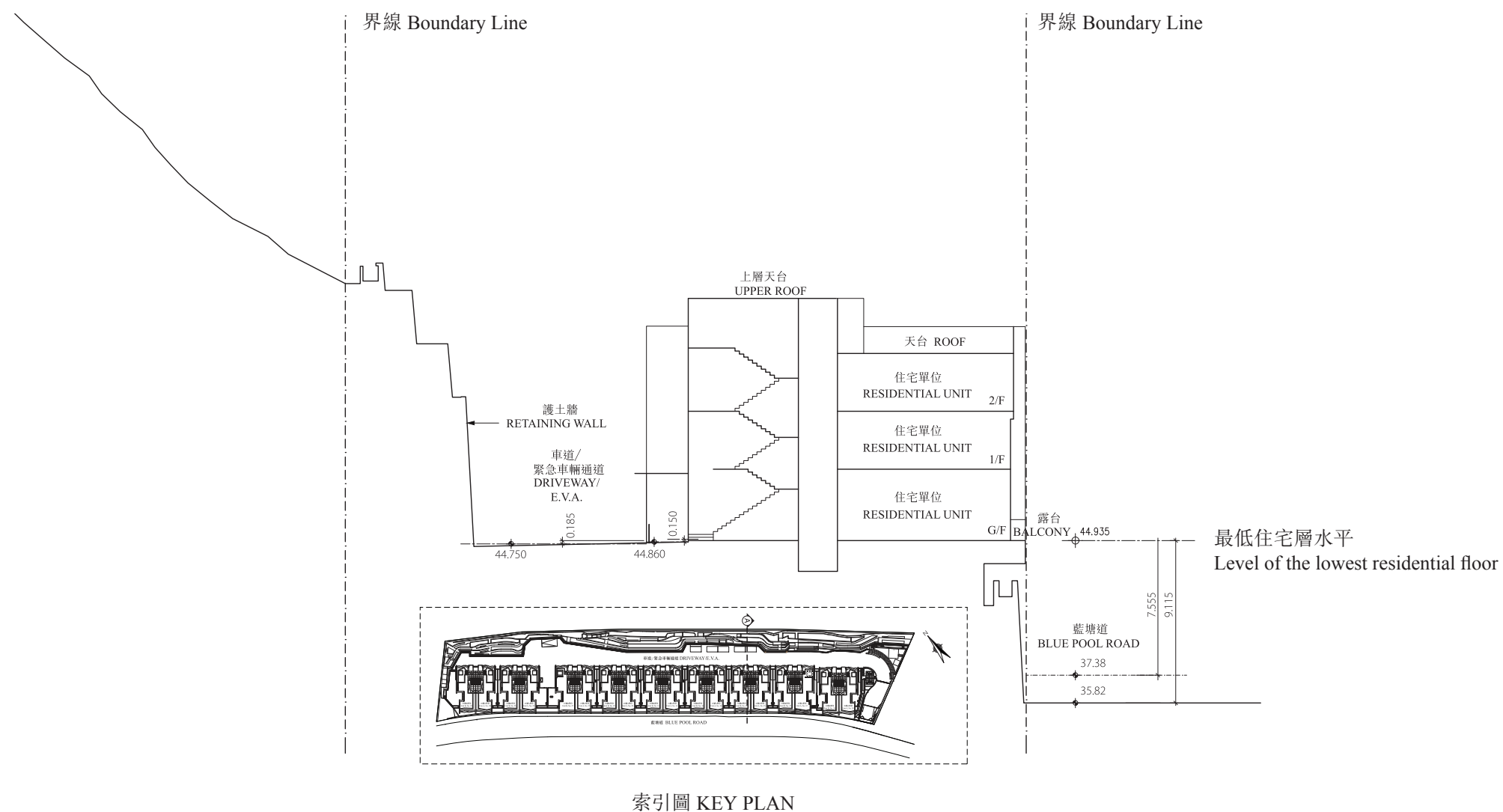
1. 毗連建築物的一段藍塘道為香港主水平基準以上 33.76 至 35.31 米。  
The part of Blue Pool Road adjacent to the building is 33.76 to 35.31 metres above the Hong Kong Principal Datum.
2. 毗連建築物的一段車道/緊急車輛通道為香港主水平基準以上 44.279 至 44.750 米。  
The part of Driveway/ Emergency Vehicular Access (E.V.A.) adjacent to the building is 44.279 to 44.750 metres above the Hong Kong Principal Datum.
3. 與香港主水平基準相對的水平以米表示。  
The levels in relation to Hong Kong Principal Datum are given in metres.

\* 亦稱為 5 號屋  
also known as House 5



## 藍塘道35號\* - 橫截面圖 A-A

## No. 35 Blue Pool Road\* - Cross-Section Plan A-A

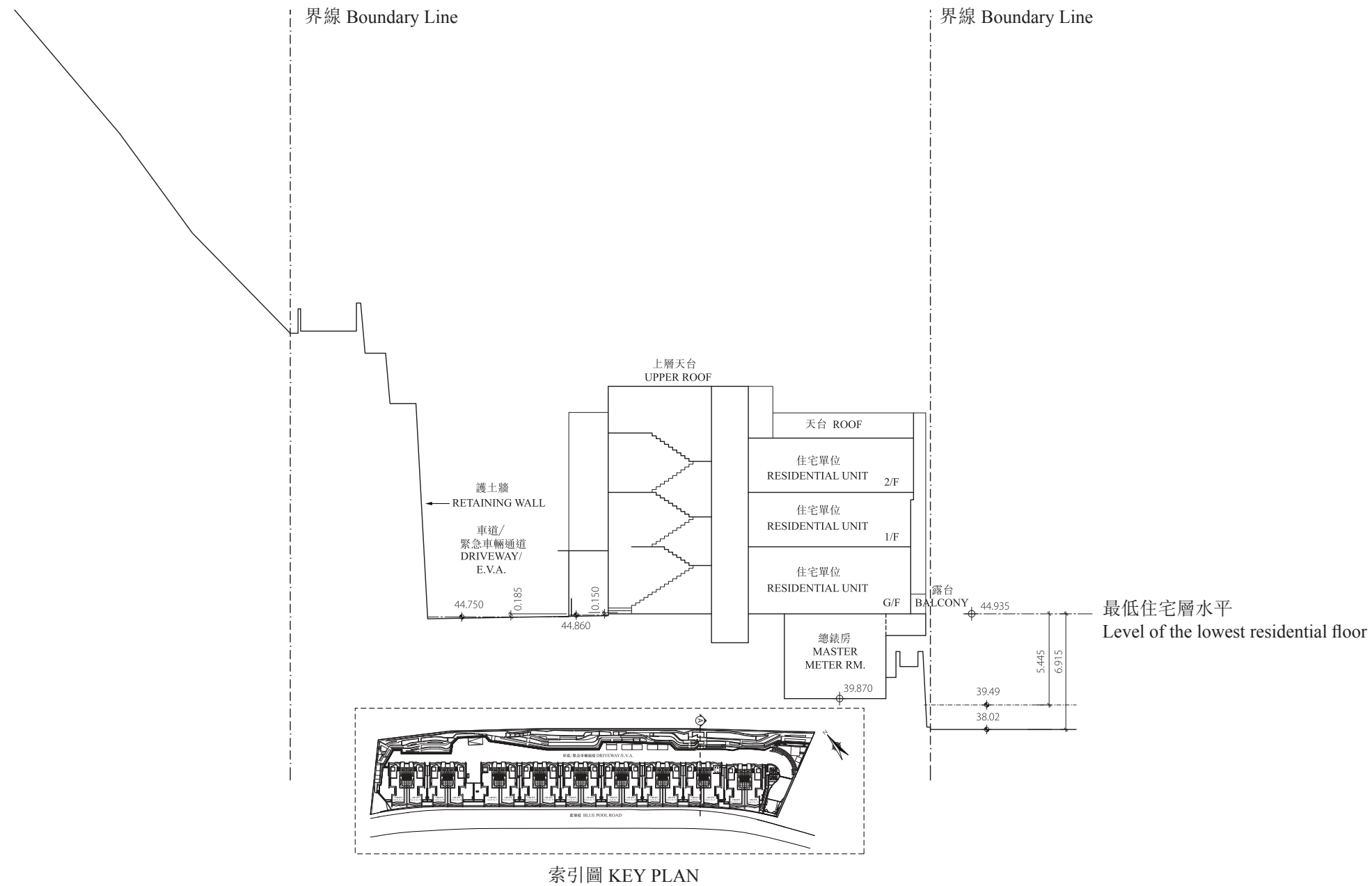


1. 毗連建築物的一段藍塘道為香港主水平基準以上 35.82 至 37.38 米。  
The part of Blue Pool Road adjacent to the building is 35.82 to 37.38 metres above the Hong Kong Principal Datum.
2. 毗連建築物的一段車道/緊急車輛通道為香港主水平基準以上 44.750 米。  
The part of Driveway/ Emergency Vehicular Access (E.V.A.) adjacent to the building is 44.750 metres above the Hong Kong Principal Datum.
3. 與香港主水平基準相對的水平以米表示。  
The levels in relation to Hong Kong Principal Datum are given in metres.

\* 亦稱為 3 號屋  
also known as House 3

## 藍塘道37號\* - 橫截面圖 A-A

## No. 37 Blue Pool Road\* - Cross-Section Plan A-A

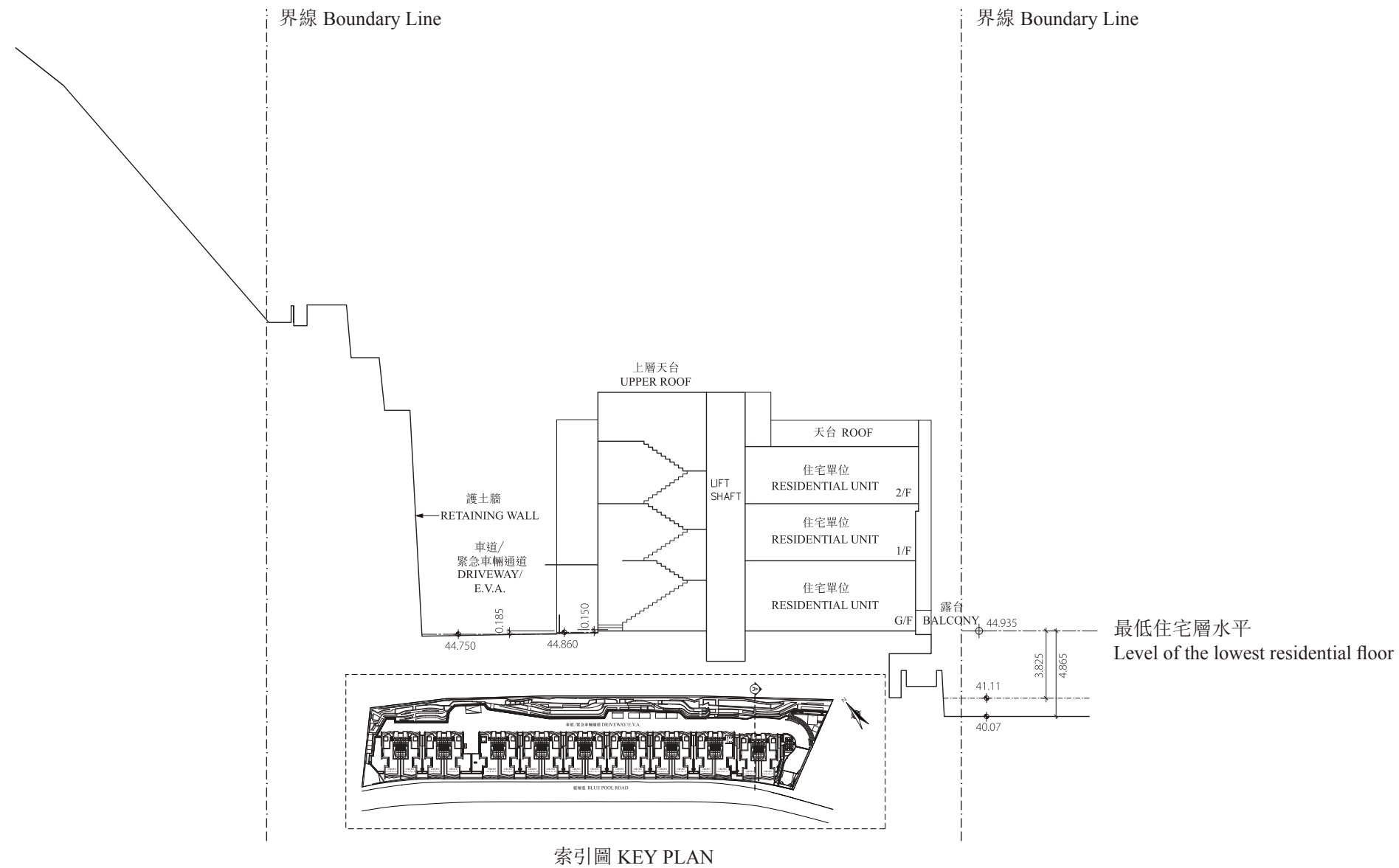


1. 毗連建築物的一段藍塘道為香港主水平基準以上 38.02 至 39.49 米。  
The part of Blue Pool Road adjacent to the building is 38.02 to 39.49 metres above the Hong Kong Principal Datum.
2. 毗連建築物的一段車道/緊急車輛通道為香港主水平基準以上 44.750 米。  
The part of Driveway/ Emergency Vehicular Access (E.V.A.) adjacent to the building is 44.750 metres above the Hong Kong Principal Datum.
3. 與香港主水平基準相對的水平以米表示。  
The levels in relation to Hong Kong Principal Datum are given in metres.

\* 亦稱為 2 號屋  
also known as House 2

## 藍塘道39號\* – 橫截面圖 A-A

## No. 39 Blue Pool Road\* – Cross-Section Plan A-A

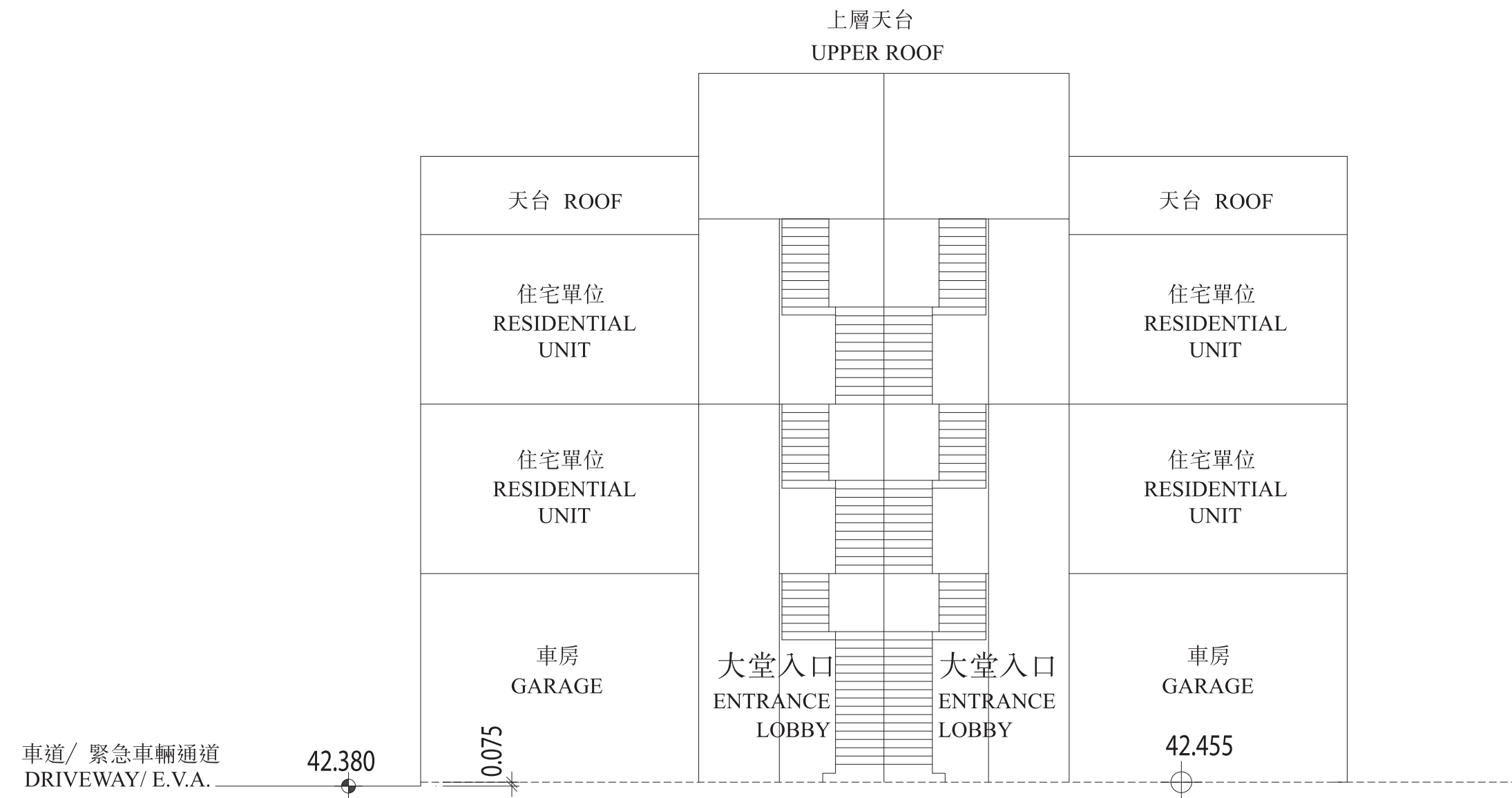


1. 毗連建築物的一段藍塘道為香港主水平基準以上 40.07 至 41.11 米。  
The part of Blue Pool Road adjacent to the building is 40.07 to 41.11 metres above the Hong Kong Principal Datum.
2. 毗連建築物的一段車道/緊急車輛通道為香港主水平基準以上 44.750 米。  
The part of Driveway/ Emergency Vehicular Access (E.V.A.) adjacent to the building is 44.750 metres above the Hong Kong Principal Datum.
3. 與香港主水平基準相對的水平以米表示。  
The levels in relation to Hong Kong Principal Datum are given in metres.

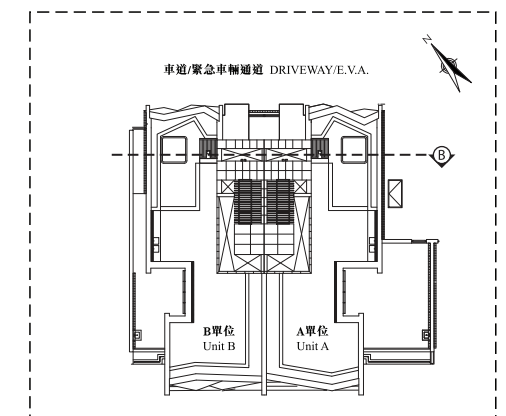
\* 亦稱為 1 號屋  
also known as House 1

## 藍塘道25號\* - 橫截面圖 B-B

## No. 25 Blue Pool Road\* - Cross-Section Plan B-B



索引圖 KEY PLAN

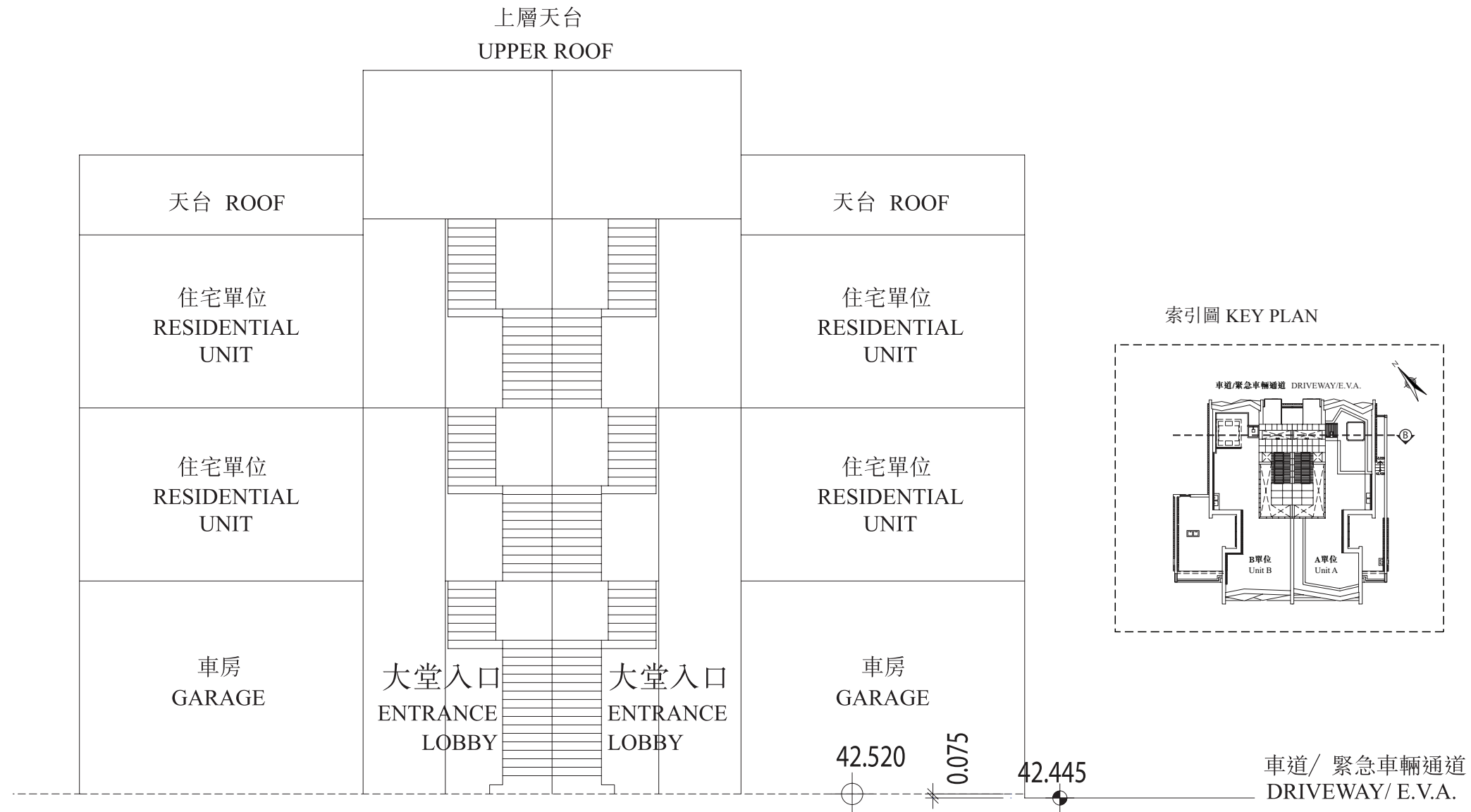


1. 毗連建築物的一段車道/緊急車輛通道為香港主水平基準以上 42.380 米。  
The part of Driveway/ Emergency Vehicular Access (E.V.A.) adjacent to the building is 42.380 metres above the Hong Kong Principal Datum.
2. 虛線為最低住宅樓層水平。  
Dotted line denotes the lowest residential floor.
3. 與香港主水平基準相對的水平以米表示。  
The levels in relation to Hong Kong Principal Datum are given in metres.

\* 亦稱為 9 號屋  
also known as House 9

#### 藍塘道27號\* - 橫截面圖 B-B

#### No. 27 Blue Pool Road\* - Cross-Section Plan B-B



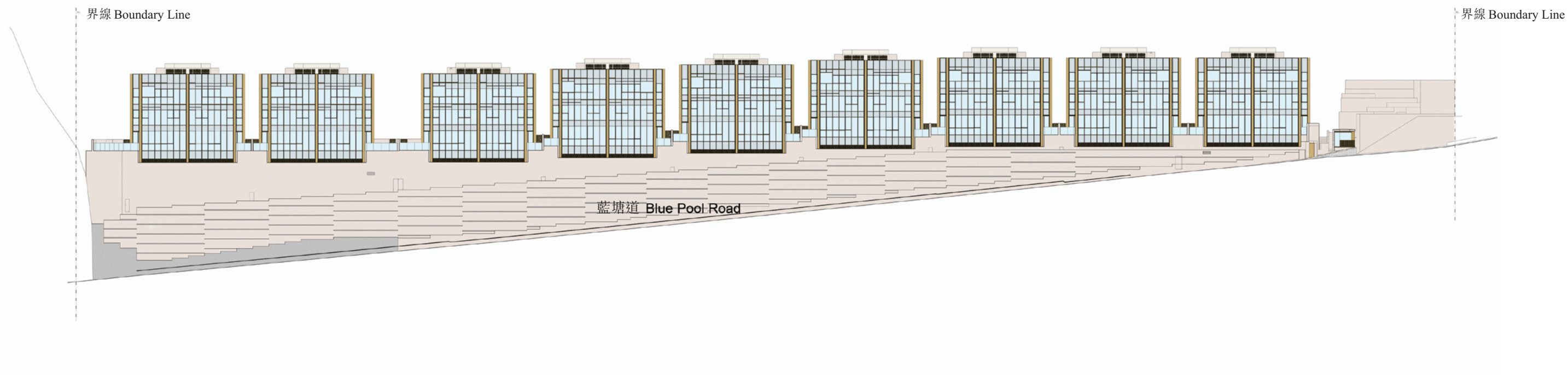
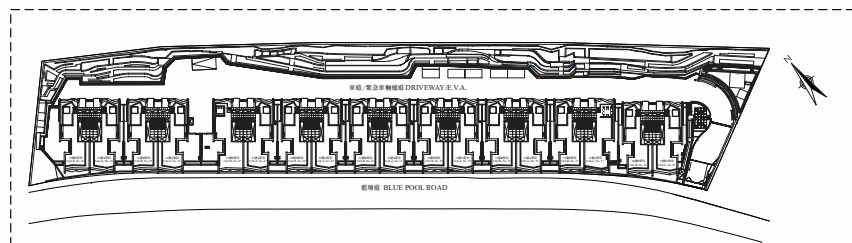
1. 毗連建築物的一段車道/緊急車輛通道為香港主水平基準以上 42.445 米。  
The part of Driveway/ Emergency Vehicular Access (E.V.A.) adjacent to the building is 42.445 metres above the Hong Kong Principal Datum.
2. 虛線為最低住宅樓層水平。  
Dotted line denotes the lowest residential floor.
3. 與香港主水平基準相對的水平以米表示。  
The levels in relation to Hong Kong Principal Datum are given in metres.

\* 亦稱為 8 號屋  
also known as House 8



正面立面圖 – 西南面  
Front Side Elevation – South West

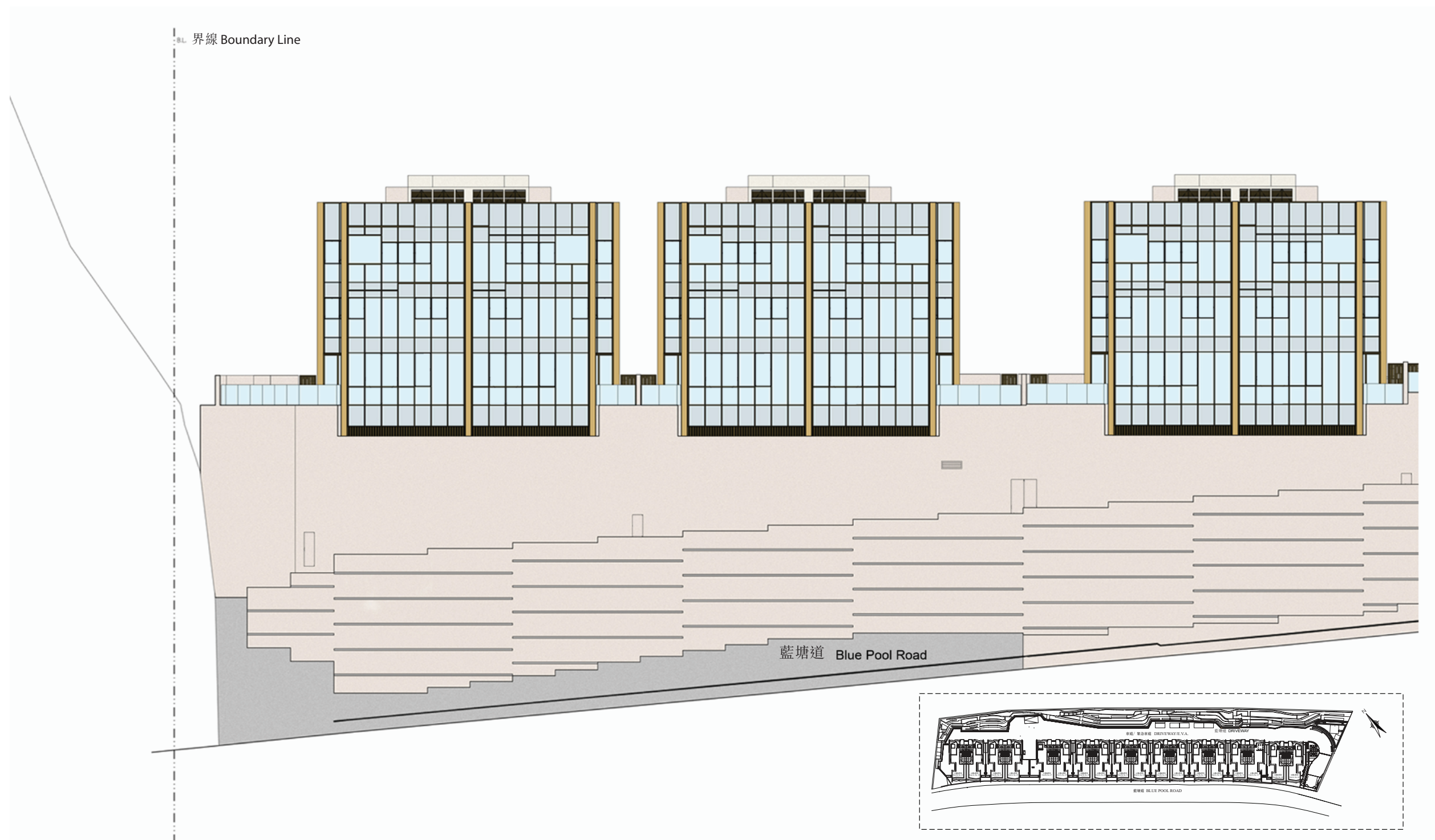
索引圖 KEY PLAN



註：  
發展項目的認可人士已經證明本圖所顯示的立面：  
(a) 2014年6月13日的情況為準的發展項目的經批准的建築圖則為基礎擬備；及  
(b) 大致上與發展項目的外觀一致。

Notes:  
It has been certified by the Authorized Person for the Development that the elevations shown on this plan:-  
(a) are prepared on the basis of the approved building plans for the Development as of 13 June 2014; and  
(b) are in general accordance with the outward appearance of the Development.

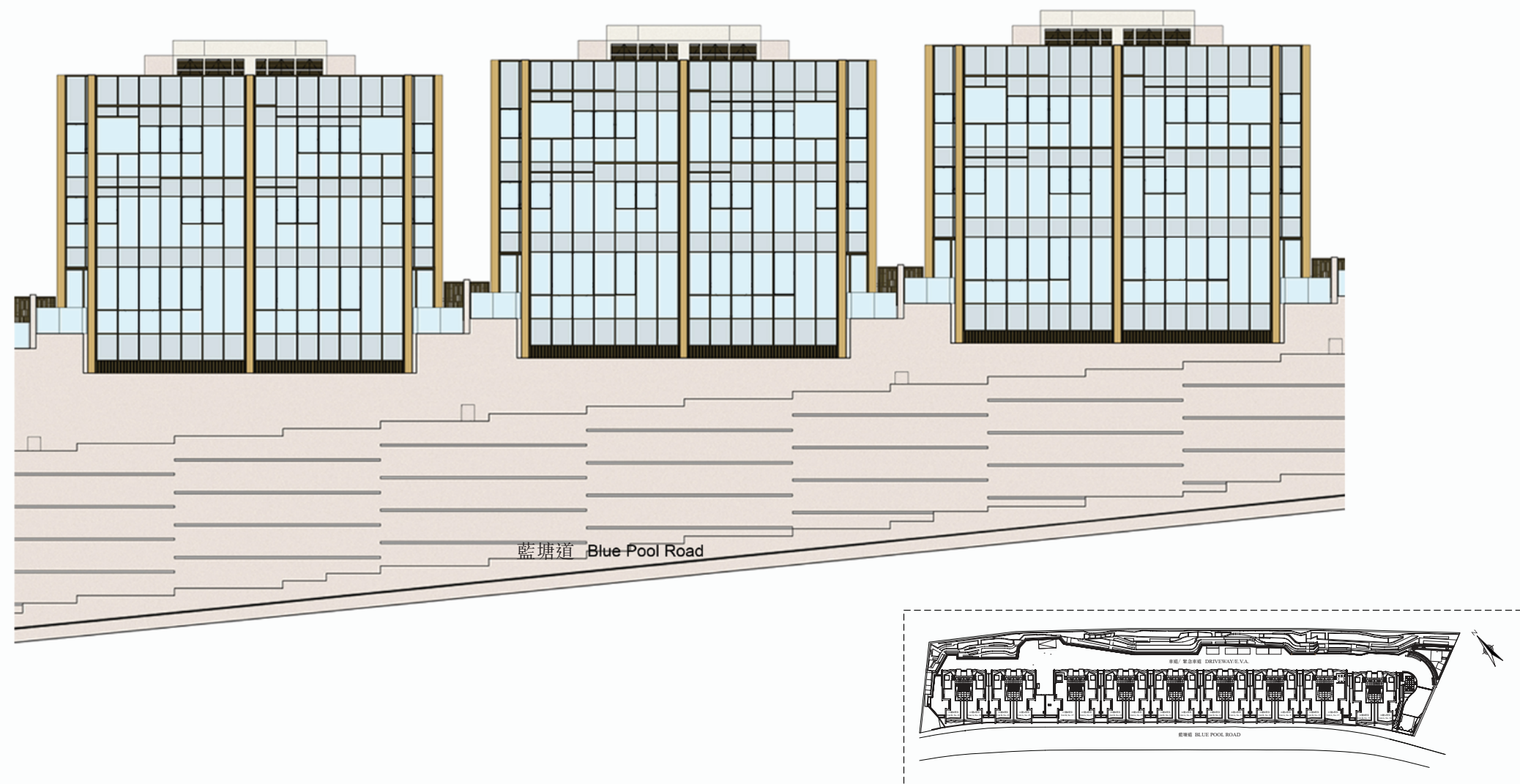
正面立面圖 – 西南面 (23, 25 及 27 號)  
Front Side Elevation – South West (No. 23, 25 and 27)



註：  
發展項目的認可人士已經證明本圖所顯示的立面：  
(a) 2014年6月13日的情況為準的發展項目的經批准的建築圖則為基礎擬備；及  
(b) 大致上與發展項目的外觀一致。

Notes:  
It has been certified by the Authorized Person for the Development that the elevations shown on this plan:-  
(a) are prepared on the basis of the approved building plans for the Development as of 13 June 2014; and  
(b) are in general accordance with the outward appearance of the Development.

正面立面圖 – 西南面 (29, 31 及 33 號)  
Front Side Elevation – South West (No. 29, 31 and 33)



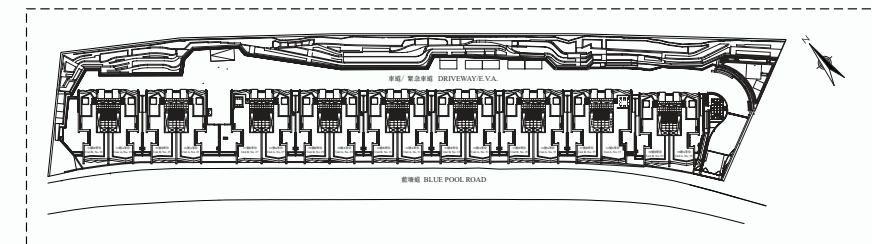
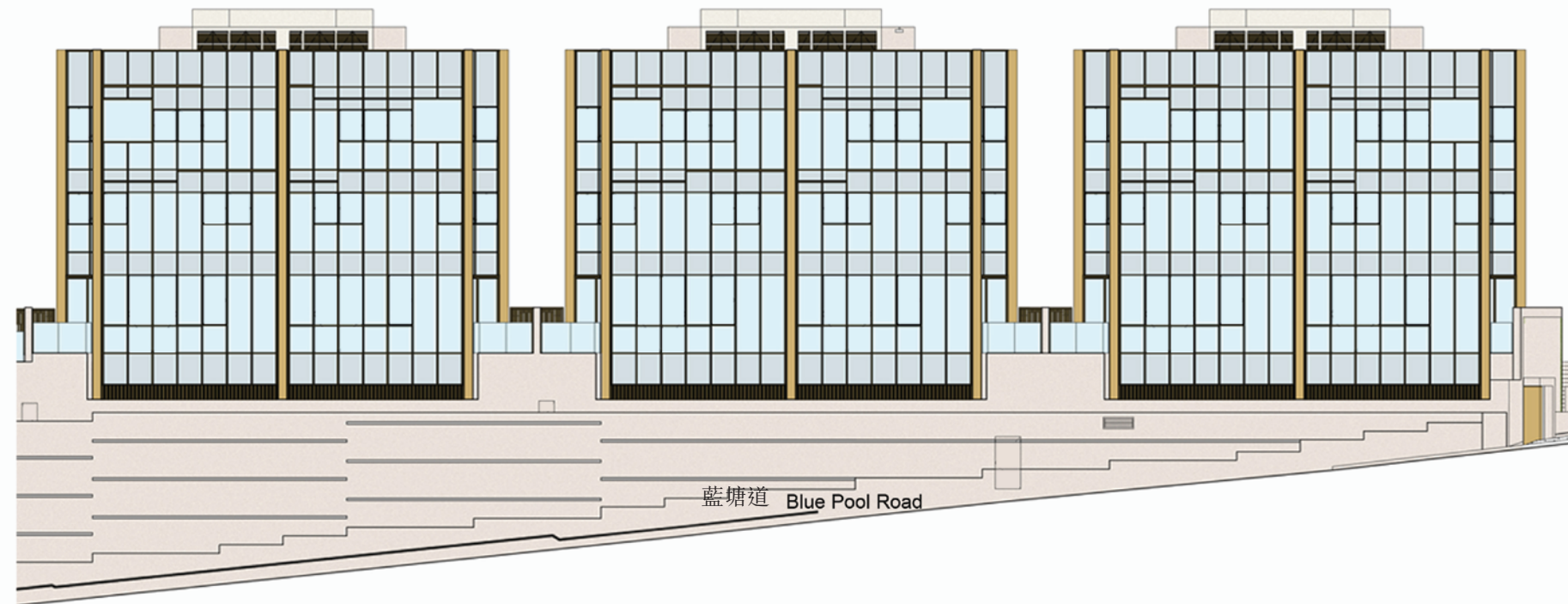
索引圖 KEY PLAN

註：  
發展項目的認可人士已經證明本圖所顯示的立面：  
(a) 2014年6月13日的情況為準的發展項目的經批准的建築圖則為基礎擬備；及  
(b) 大致上與發展項目的外觀一致。

Notes:  
It has been certified by the Authorized Person for the Development that the elevations shown on this plan:-  
(a) are prepared on the basis of the approved building plans for the Development as of 13 June 2014; and  
(b) are in general accordance with the outward appearance of the Development.



正面立面圖 – 西南面 (35, 37 及 39 號)  
Front Side Elevation – South West (No. 35, 37 and 39)



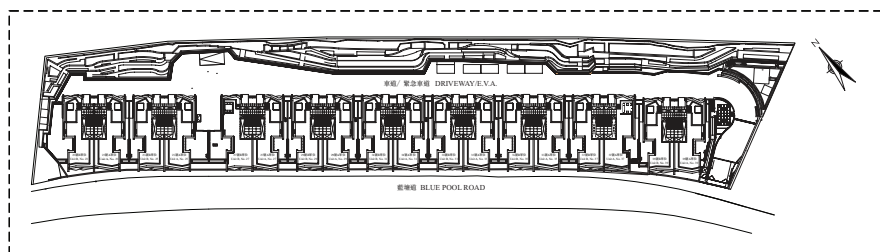
索引圖 KEY PLAN

註：  
發展項目的認可人士已經證明本圖所顯示的立面：  
(a) 2014年6月13日的情況為準的發展項目的經批准的建築圖則為基礎擬備；及  
(b) 大致上與發展項目的外觀一致。

Notes:  
It has been certified by the Authorized Person for the Development that the elevations shown on this plan:-  
(a) are prepared on the basis of the approved building plans for the Development as of 13 June 2014; and  
(b) are in general accordance with the outward appearance of the Development.

### 立面圖 – 東北面 Elevation – North East

索引圖 KEY PLAN



界線 Boundary Line



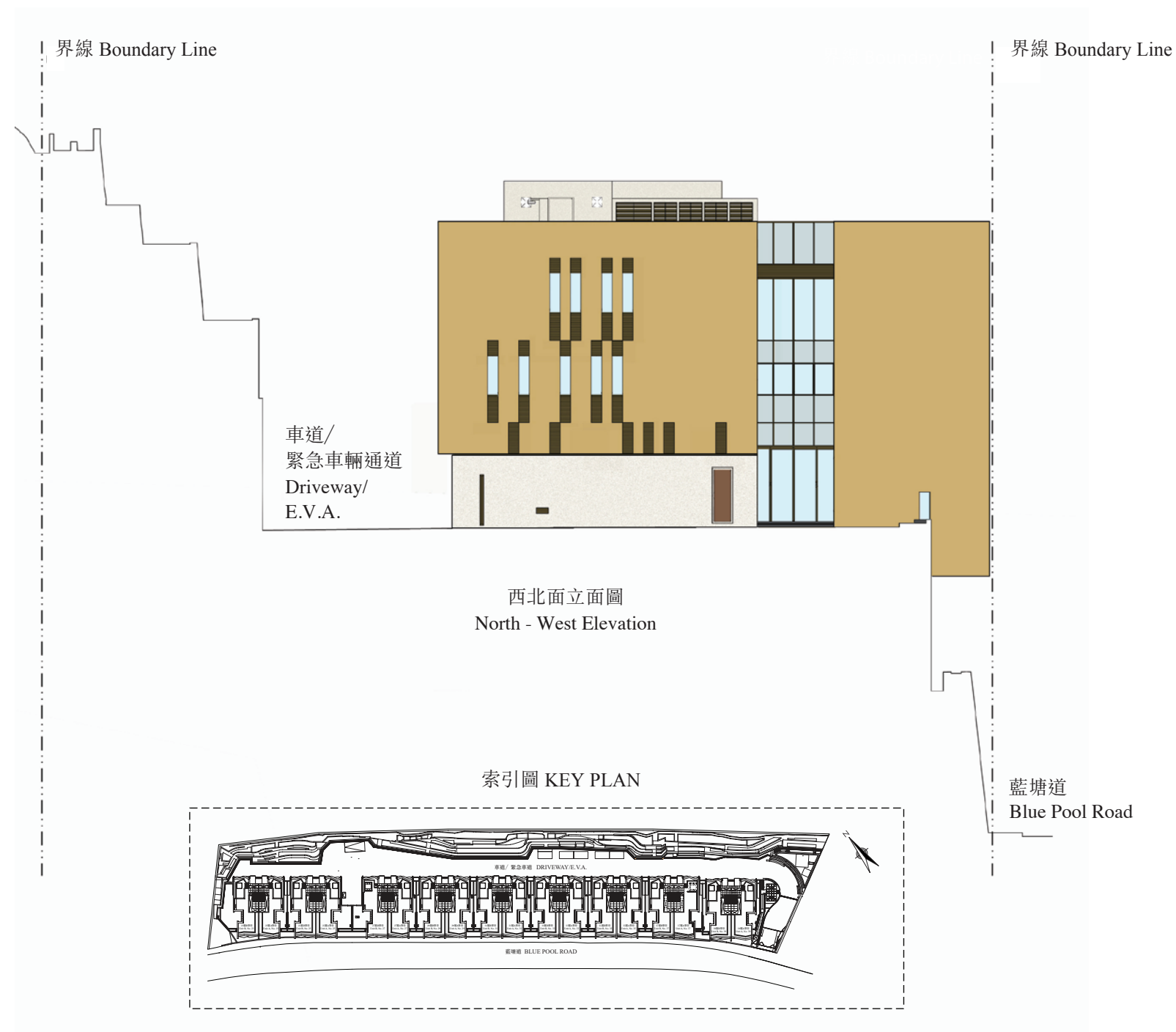
界線 Boundary Line

註：  
發展項目的認可人士已經證明本圖所顯示的立面：  
(a) 2014年6月13日的情況為準的發展項目的經批准的建築圖則為基礎擬備；及  
(b) 大致上與發展項目的外觀一致。

Notes:  
It has been certified by the Authorized Person for the Development that the elevations shown on this plan:-  
(a) are prepared on the basis of the approved building plans for the Development as of 13 June 2014; and  
(b) are in general accordance with the outward appearance of the Development.



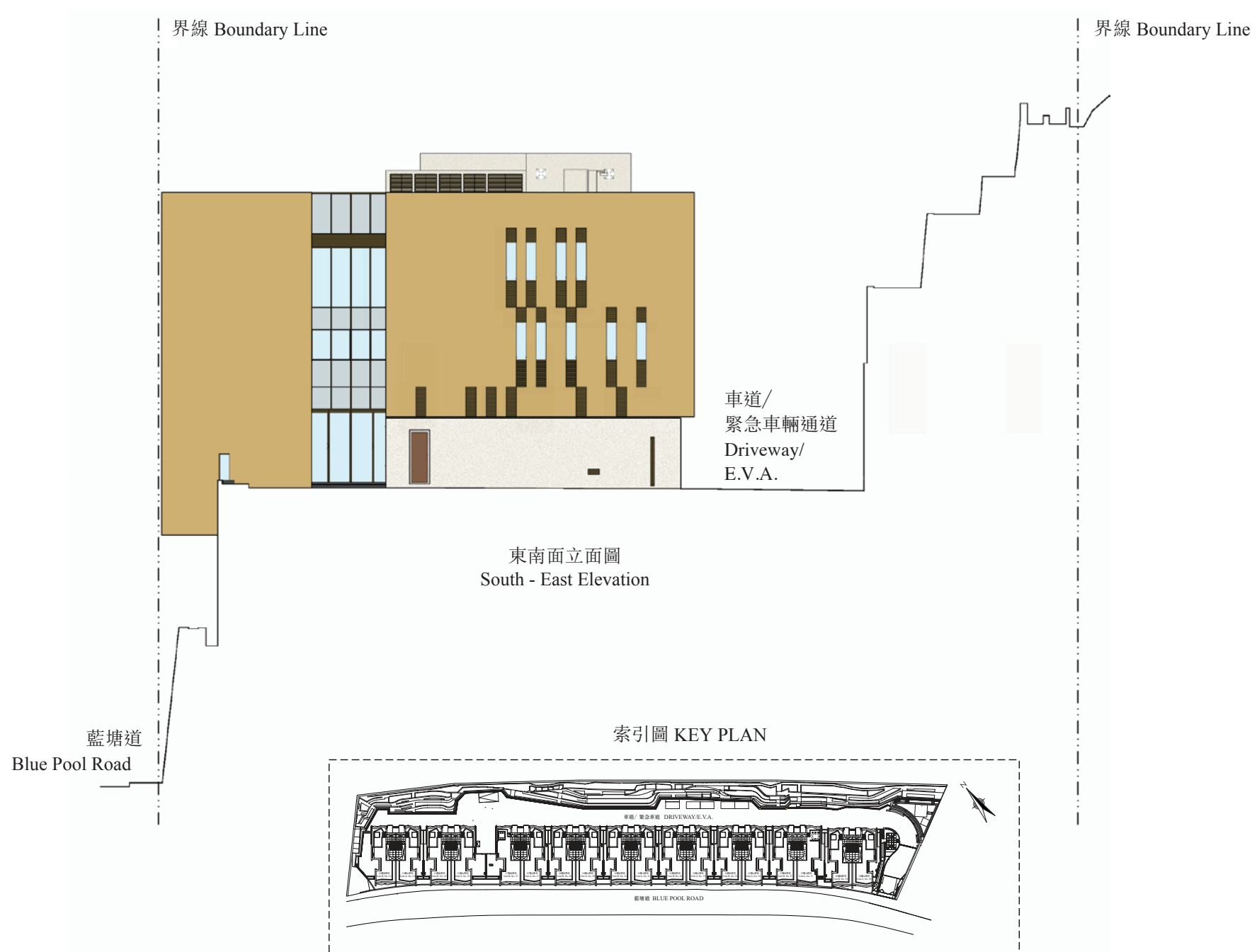
### 側面立面圖 – 西北面 Side Elevation – North West



註：  
發展項目的認可人士已經證明本圖所顯示的立面：  
(a) 2014年6月13日的情況為準的發展項目的經批准的建築圖則為基礎擬備；及  
(b) 大致上與發展項目的外觀一致。

Notes:  
It has been certified by the Authorized Person for the Development that the elevations shown on this plan:-  
(a) are prepared on the basis of the approved building plans for the Development as of 13 June 2014; and  
(b) are in general accordance with the outward appearance of the Development.

### 側面立面圖 – 東南面 Side Elevation – South East



註：  
發展項目的認可人士已經證明本圖所顯示的立面：  
(a) 2014年6月13日的情況為準的發展項目的經批准的建築圖則為基礎擬備；及  
(b) 大致上與發展項目的外觀一致。

Notes:  
It has been certified by the Authorized Person for the Development that the elevations shown on this plan:-  
(a) are prepared on the basis of the approved building plans for the Development as of 13 June 2014; and  
(b) are in general accordance with the outward appearance of the Development.

		有蓋 Covered	露天 Uncovered	總面積 Total Area
住客會所 (包括供住客使用的任何康樂設施) Residents' clubhouse (including any recreational facilities for residents' use)	平方米 sq. m.	–	–	–
	平方米 sq. m.	–	–	–
位於發展項目中的建築物的天台或在天台和最低一層住宅樓層之間的任何一層的、 供住客使用的公用花園或遊樂地方 (不論是稱為公用空中花園或有其他名稱) Communal garden or play area for residents' use on the roof, or on any floor between the roof and the lowest residential floor, of a building in the Development (whether known as communal sky garden or otherwise)	平方米 sq. m.	–	–	–
	平方米 sq. m.	–	–	–
位於發展項目中的建築物的最低一層住宅樓層以下的、供住客使用的公用花園或遊樂地方 (不論是稱為有蓋及園景的遊樂場或有其他名稱) Communal garden or play area for residents' use below the lowest residential floor of a building in the Development (whether known as a covered and landscape play area or otherwise)	平方米 sq. m.	–	–	–
	平方米 sq. m.	–	–	–

以平方米列出的面積以1平方米 = 10.764平方呎換算至平方呎並四捨五入至整數。

The areas in square metre are converted to square feet based on a conversion rate of 1 square metre = 10.764 square feet and rounded off to the nearest integer.

1. 備有關乎本發展項目的分區計劃大綱圖的文本供閱覽的互聯網網站的網址為 [www.ozp.tpb.gov.hk](http://www.ozp.tpb.gov.hk)。
2. 關於住宅物業的公契在將住宅物業提供出售的日期的最新擬稿存放在住宅物業的售樓處,以供閱覽。
3. 無須為閱覽付費。

1. A copy of the Outline Zoning Plan relating to the Development is available at [www.ozp.tpb.gov.hk](http://www.ozp.tpb.gov.hk).
2. A copy of the latest draft of deed of mutual as at the date on which the residential property is offered to be sold is available for inspection at the place at which the residential property is offered to be sold.
3. The inspection fee is free of charge.

標準單位 (藍塘道27號B單位、藍塘道29號B單位、藍塘道31號A單位、藍塘道31號B單位、藍塘道33號A單位、藍塘道35號A單位、藍塘道37號A單位及藍塘道39號B單位除外)

細項	描述
<b>1. 外部裝修物料</b>	
<b>a. 外牆</b>	<p><b>單位外牆</b> 單位外飾面為天然石材、幕牆、玻璃牆及鋁質百葉板。幕牆質料採用鋁框雙層透明玻璃(中空玻璃)，內側裝有窗簾。玻璃牆採用鋁框雙層透明玻璃(中空玻璃)。天台層鋪飾天然石材、鋁板及鋁質百葉板。單位圍牆採用天然石材及透明強化玻璃欄杆。</p> <p><b>公眾地方外牆</b> 現有砌石牆及分隔屏鋪飾天然石材，混凝土護土牆鋪飾天然石材、同質牆磚及安裝垂直綠化牆。</p>
<b>b. 窗</b>	浴室鋁窗框安裝雙層酸蝕刻玻璃(中空玻璃)及鋁質百葉板。
<b>c. 窗台</b>	不適用。
<b>d. 花槽</b>	<p><b>單位花槽</b> 天台盆栽採用天然石飾面。</p> <p><b>公共地方的花槽</b> 於混凝土護土牆及機房的花槽鋪飾天然石材。設備通道的花槽鋪飾天然石材及髹乳膠漆。</p>
<b>e. 陽台或露台</b>	露台裝設鋁框雙層透明玻璃(中空玻璃)，地台鋪設通體瓷磚，外鋪高台室外木地板。位於客廳的露台是部分有蓋。位於睡房4的露台是部分有蓋。位於主人睡房的露台是完全有蓋。住宅物業中沒有陽台。
<b>f. 乾衣設施</b>	不適用。
<b>2. 室內裝修物料</b>	
<b>a. 大堂</b>	不適用。
<b>b. 內牆及天花板</b>	<p><b>內牆</b> 客廳、飯廳及睡房的牆身髹乳膠漆。</p> <p><b>天花板</b> 客廳、飯廳及睡房的天花於水泥砂漿批盪上髹乳膠漆及局部鋪設石膏板和髹乳膠漆。主人睡房旁的衣帽間裝設鋁板假天花。</p>
<b>c. 內部地板</b>	客廳及飯廳採用天然石材地板及木地腳線。睡房、起居室及主人睡房旁的衣帽間鋪砌複合木地板及木地腳線。睡房地板沿幕牆和玻璃牆界線鋪飾天然石材。
<b>d. 浴室</b>	<p><b>睡房浴室及洗手間</b> 內牆外露部份鋪飾天然石材至假天花位置。天然石材鋪設於地板外露部份。裝設鋁板假天花。</p> <p><b>主人浴室</b> 內牆外露部份鋪飾天然石材至假天花位置。天然石材地板鋪設於地板外露部份。裝設鋁板假天花。主人浴室內桑拿房內牆及天花裝設木屏板至天花位置，天然石地台鋪設木地板。</p> <p><b>多用途浴室</b> 內牆及地台外露部份鋪飾瓷磚至假天花位置。裝設鋁板假天花至假天花位置。</p>

細項	描述
<b>2. 室內裝修物料</b>	
<b>e. 廚房</b>	內牆鋪砌不銹鋼板至假天花位置，廚櫃遮蓋範圍鋪瓷磚。天然石地台加不銹鋼地腳線。假天花裝設防潮水泥板，表面髹乳膠漆。灶台裝修物料為人造石。
<b>3. 室內裝置</b>	
<b>a. 門</b>	<p><b>單位正門入口</b> 金屬門鑲飾複合木板，裝設金屬鉸、氣鼓、門把及門鎖。</p> <p><b>廚房通往小巷</b> 金屬門鑲飾複合木板，外側有青銅裝飾細節，內側為木紋飾面，裝設金屬鉸、水平門把及門鎖。</p> <p><b>廚房通往庭院</b> 鋁框摺疊門鑲飾雙層透明玻璃(中空玻璃)，裝設金屬門把及門鎖。</p> <p><b>廚房通往客廳及飯廳</b> 實心防火木門，鑲有防火玻璃屏及木紋飾面，裝設金屬鉸、氣鼓及門把。</p> <p><b>客廳及飯廳通往庭院</b> 鋁框摺疊門鑲飾雙層透明玻璃(中空玻璃)，裝設金屬門把及門鎖。</p> <p><b>睡房及睡房浴室</b> 木紋飾面實心木門，裝設金屬鉸、水平門把及門鎖。</p> <p><b>多用途房及通往車房大堂</b> 木紋飾面實心木門，裝設金屬鉸、水平門把及門鎖。</p> <p><b>主人浴室及衣帽間</b> 酸蝕刻強化玻璃自動滑動門，裝設金屬門把及電動鎖。</p> <p><b>洗手間</b> 木紋飾面百葉實心木門，裝設金屬鉸、水平門把及門鎖。</p> <p><b>儲物室及多用途浴室</b> 膠板飾面實心木門，裝設金屬鉸、水平門把及門鎖。</p> <p><b>露台</b> 鋁框雙層透明玻璃(中空玻璃)門，內側裝有窗簾。門裝設金屬鉸、門把及門鎖。</p> <p><b>平台門</b> 鋁框門鑲飾雙層透明玻璃(中空玻璃)。門裝設金屬鉸、門把及門鎖。</p> <p><b>熱水爐區域門</b> 金屬門，內側鋪飾膠板，裝設金屬鉸、水平門把及門鎖。</p>



標準單位(藍塘道27號B單位、藍塘道29號B單位、藍塘道31號A單位、藍塘道31號B單位、藍塘道33號A單位、藍塘道35號A單位、藍塘道37號A單位及藍塘道39號B單位除外)

細項	描述
<b>3. 室內裝置</b>	
<b>b. 浴室</b>	<p><b>睡房浴室(除主人浴室外)</b> 所有睡房浴室均設天然石材檯面,配以木紋飾面木地櫃和裝有鏡底除霧貼的木紋鏡面木地櫃。裝置及設備包括陶瓷座廁、仿石洗手盆及浴缸(尺寸1500毫米(長)x 800毫米(闊)x 600毫米(高))連鍍鉻冷熱水龍頭、浴室電視機、毛巾架、毛布杆及廁紙座。淋浴間裝設鍍鉻花灑水龍頭及蒸汽裝置,另提供地板暖氣系統、可變冷媒流量空調系統(與睡房共用)和假天花抽風系統。</p> <p><b>主人浴室</b> 主人浴室裝設天然石材檯面,配以木紋飾面木地櫃和裝有鏡底除霧貼的木紋鏡面木地櫃。裝置及設備包括陶瓷座廁、陶瓷/仿石洗手盆及浴缸(尺寸1905毫米(長)x 1041毫米(闊)x 635毫米(高))連鍍鉻冷熱水龍頭、浴室電視機、毛巾架、毛布杆及廁紙座。淋浴間裝設鍍鉻花灑水龍頭、蒸汽裝置、桑拿及玻璃架。另提供地板暖氣系統、可變冷媒流量空調系統(與睡房共用)和假天花抽風系統。</p> <p><b>洗手間</b> 洗手間裝設天然石材檯面及木紋飾面木地櫃。裝置及設備包括陶瓷座廁、仿石洗手盆、毛布杆、廁紙座及鏡。</p> <p><b>多用途浴室</b> 多用途浴室裝設陶瓷座廁、陶瓷/仿石洗手盆連鍍鉻冷熱水龍頭、毛布圈、廁紙座及鏡。淋浴間設有鍍鉻花灑水龍頭和玻璃架,另提供抽氣系統。多用途浴室不設置浴缸。 有關供水系統的類型和用料,請參閱第3(j)項。 裝置及設備的進一步詳情亦請參閱「設備附表」。</p>
<b>c. 廚房</b>	<p>廚櫃裝設亮漆面MDF櫃門, MFC地櫃櫃身採用亮漆飾面,實硬木滑動檯面。 廚櫃裝有不銹鋼洗滌盆、鍍鉻洗滌盆冷熱水龍頭、3頭中式煤氣煮食爐、單頭嵌裝式煤氣煮食爐、雙頭嵌裝式電磁煮食爐、嵌入式單頭電焗爐、嵌入式電微波爐、嵌入式電蒸爐、嵌入式冷藏櫃、嵌入式洗碗機、嵌入式酒窖、抽油煙機、廚餘處理器、廚房電視機、煤氣熱水爐遙控裝置,另假天花內置可變冷媒流量空調機及抽氣系統。 有關供水設備的用料,請參閱第3(j)項。 裝置及設備的進一步詳情亦請參閱「設備附表」。</p>
<b>d. 睡房</b>	沒有裝置。
<b>e. 電話</b>	客廳、飯廳、起居室、多用途房、睡房及廚房均設專用電話接駁點。 有關接駁點數目及位置請參閱「住宅單位機電裝置附表」。
<b>f. 天線</b>	客廳、飯廳、起居室、多用途房、睡房及廚房均設本地電視/FM電台節目的電視/電台插座。 有關接駁點及接收點數目及位置請參閱「住宅單位機電裝置附表」。

細項	描述
<b>3. 室內裝置</b>	
<b>g. 電力裝置</b>	<p>裝設三相電源連微型斷路器配電箱,附設電流式漏電斷路器。所有客廳、飯廳、起居室、睡房、浴室、主人浴室、衣帽間、主人睡房露台、廚房、多用途房、儲物室、洗手間、樓梯、庭院、車房及平台均裝有電插座。導管式電線隱裝入牆和地台板底部或採用線槽系統,又或隱裝於假天花、假樑及櫃內。幕牆綜合式窗簾系統有電源供應。 客廳、飯廳、主人睡房及起居室裝設家居自動化控制開關及控制屏。家居自動化系統可控制空調機、綜合式窗簾、窗簾、照明/風景佈置、車房捲閘、緊急求救警鐘及視像大門對講電話和廣播訊息系統,並可監察電梯警鐘閉路電視及緊急求救警鐘開關。 有關電源點及空調接駁點數目請參閱「住宅單位機電裝置附表」。</p>
<b>h. 氣體供應</b>	裝有煤氣管接至三頭中式煤氣煮食爐、單頭嵌裝式煤氣煮食爐、煤氣烤架及煤氣熱水爐。煤氣輸入點位於天台層煤氣櫃內。
<b>i. 洗衣機接駁點</b>	裝有洗衣機排水喉位及供水喉位。 有關接駁點位置請參閱「住宅單位機電裝置附表」。
<b>j. 供水</b>	冷熱水均採用隱裝式聚氯乙稀塗層銅管。 供應熱水的循環式恆溫煤氣熱水爐安裝於天台。
<b>4. 雜項</b>	
<b>a. 升降機</b>	每個單位各設一部「Schindler 5500」載客電梯上落地下、1樓及2樓。
<b>b. 信箱</b>	每個單位各設裝飾燈條不銹鋼信箱。
<b>c. 垃圾收集</b>	地下總機器房設有一個垃圾儲存及物料回收室,供清潔工人由每單位收集垃圾。
<b>d. 水錶、電錶及氣體錶</b>	每個單位的獨立水錶設於主水錶房。獨立電錶設於地下總機器房的低壓電掣房。每個單位的獨立煤氣錶自設於地下錶房。
<b>5. 保安設施</b>	
	入口大堂、天井、車房及天台均裝有閉路電視攝錄機。客廳、飯廳及主人睡房裝有緊急求救警鐘按鈕。電梯及緊急求救警鐘故障訊號接通至保安護衛室。 公眾地方保安系統包括物業入口大閘的車輛出入長距離閱讀器、大閘遙控裝置、智能卡及保安編碼出入控制屏。發展項目內裝設閉路電視和鐳射探測器。
<b>6. 設備</b>	
	設備的品牌名稱及型號請參閱「標準單位設備說明」。

賣方承諾如發展項目中沒有安裝於上述第4(a)和6細項所指明的品牌名稱或產品型號的升降機或設備,便會安裝品質相若的升降機或設備。

Typical Unit (except Unit B, No. 27 Blue Pool Road, Unit B, No. 29 Blue Pool Road, Unit A, No. 31 Blue Pool Road, Unit B, No. 31 Blue Pool Road, Unit A, No. 33 Blue Pool Road, Unit A, No. 35 Blue Pool Road, Unit A, No. 37 Blue Pool Road and Unit B, No. 39 Blue Pool Road)

Item	Description
<b>1. Exterior Finishes</b>	
<b>a. External wall</b>	<p><b>EXTERNAL WALL OF UNIT</b> Units are finished with natural stone, curtain wall, window wall and aluminium louvres. Curtain wall is composed of aluminium frame with double clear glass (insulated glass unit) fitted with integrated internal blinds. Window wall is composed of aluminium frame with double clear glass (insulated glass unit). Roof floor is finished with natural stone, aluminium cladding and aluminium louvers. Fence wall of units are finished with natural stone and clear tempered glass balustrade.</p> <p><b>EXTERNAL WALL OF PUBLIC AREA</b> Existing masonry wall and screen wall are finished with natural stone, concrete retaining wall are finished with natural stone, homogenous tiles and vertical green wall.</p>
<b>b. Window</b>	Aluminium window frame is fitted with double acid-etched glass (insulated glass unit) and aluminium louvre.
<b>c. Bay Window</b>	Not applicable.
<b>d. Planter</b>	<p><b>PLANTER OF UNIT</b> Potted planters on roof are finished with natural stone.</p> <p><b>PLANTER OF PUBLIC AREA</b> Planters at concrete retaining wall and plant room house are finished with natural stone. Planters at service corridor are finished with natural stone and emulsion paint.</p>
<b>e. Verandah or balcony</b>	Balcony is fitted with aluminium frame with double glazed clear glass (insulated glass unit), floor is finished with raised external timber flooring on full body porcelain floor tiles. Balcony located in living room is partially covered. Balcony located in Bedroom 4 is partially covered. Balcony located in master bedroom is fully covered. There is no verandah in the residential properties.
<b>f. Drying facilities for clothing</b>	Not applicable.

Item	Description
<b>2. Interior Finishes</b>	
<b>a. Lobby</b>	Not applicable.
<b>b. Internal wall and ceiling</b>	<p><b>INTERNAL WALL</b> Internal walls of living room, dining room and bedrooms are finished with emulsion paint.</p> <p><b>CEILING</b> Ceiling at living room, dining room and bedrooms are finished with emulsion paint on cement sand plastering and partially finished with gypsum board with emulsion paint. Closet next to the master bedroom is with aluminium panel false ceiling.</p>
<b>c. Internal floor</b>	Living/ dining room are finished with natural stone and timber skirting. Bedrooms, family room and closet next to the master bedroom are finished with engineered timber flooring and timber skirting. Floor threshold along curtain wall and window wall in bedrooms are finished with natural stone.
<b>d. Bathroom</b>	<p><b>BATHROOM OF BEDROOM AND LAVATORY</b> Internal walls are finished with natural stone where exposed up to the false ceiling. Floor is finished with natural stone where exposed. False ceiling is fitted with aluminium panels.</p> <p><b>MASTER BATHROOM</b> Internal walls are finished with natural stone where exposed up to the false ceiling. Floor is finished with natural stone (except bottom of bathtub in master bath). False ceiling is fitted with aluminium panels. Internal walls and ceiling of sauna room inside master bathroom are fitted with timber panel up to ceiling. Floor is finished with timber flooring on natural stone.</p> <p><b>UTILITY BATHROOM</b> Internal walls and floor are finished with porcelain tiles where exposed up to false ceiling. False ceiling is fitted with aluminium panels.</p>
<b>e. Kitchen</b>	Internal walls are finished with stainless steel panel up to false ceiling and ceramic tiles for those areas covered by kitchen cabinet. Floor is finished with natural stone and stainless steel skirting. False ceiling is fitted with moisture-proof cement board finished in emulsion paint. Cooking bench is finished with artificial stone.

Typical Unit (except Unit B, No. 27 Blue Pool Road, Unit B, No. 29 Blue Pool Road, Unit A, No. 31 Blue Pool Road, Unit B, No. 31 Blue Pool Road, Unit A, No. 33 Blue Pool Road, Unit A, No. 35 Blue Pool Road, Unit A, No. 37 Blue Pool Road and Unit B, No. 39 Blue Pool Road)

Item	Description
<b>3. Interior Fittings</b>	
<b>a. Doors</b>	<p><b>MAIN ENTRANCE OF UNIT</b> Metal door and finished with engineered timber panel fitted with metal hinges, closer, door handles and lockset.</p> <p><b>KITCHEN TO SIDE LANE</b> Metal door finished with engineered timber panel and bronze trim on the external side and timber veneer on the internal side fitted with metal hinges, lever handles and lockset.</p> <p><b>KITCHEN TO YARD</b> Aluminium framed folding door is fitted with double clear glass (insulated glass unit) with metal handles and lockset.</p> <p><b>KITCHEN TO LIVING ROOM AND DINING ROOM</b> Fire-rated solid core timber with fire-rated glass panel and finished with timber veneer fitted with metal hinges, closer, and handles.</p> <p><b>LIVING ROOM AND DINING ROOM TO YARD</b> Aluminium framed folding door is fitted with double clear glass (insulated glass unit) with metal handles and lockset.</p> <p><b>BEDROOM, BATHROOM IN BEDROOM</b> Solid core timber door and finished with timber veneer fitted with metal hinges, lever handles and lockset.</p> <p><b>UTILITY ROOM AND LOBBY TO GARAGE</b> Solid core timber door and finished with timber veneer fitted with metal hinges, lever handles, closer and lockset.</p> <p><b>MASTER BATHROOM AND CLOSET</b> Automatic sliding door made of acid-etched tempered glass fitted with metal door handles and electric lock.</p> <p><b>LAVATORY</b> Solid core timber door with louvre and finished with timber veneer fitted with metal hinges, lever handles, closer and lockset.</p> <p><b>STOREROOMS AND BATHROOM IN UTILITY ROOM</b> Solid core timber and finished with plastic laminate fitted with metal hinges, lever handles and lockset.</p> <p><b>BALCONY</b> Aluminium frame with double clear glass (insulated glass unit) with integrated internal blinds. Door is fitted with metal hinges, handles and lockset.</p> <p><b>DOOR TO FLAT ROOF</b> Aluminium framed door is fitted with double clear glass (insulated glass unit). Door is fitted with metal hinges, handles and lockset.</p> <p><b>DOOR TO WATER HEATER AREA</b> Metal door finished with plastic laminate on the internal side fitted with metal hinges, lever handles and lockset.</p>

Item	Description
<b>3. Interior Fittings</b>	
<b>b. Bathroom</b>	<p><b>BATHROOM OF BEDROOM (EXCEPT MASTER BATHROOM)</b> All bathrooms of bedrooms are fitted with natural stone countertop on wooden cabinet finished with timber veneer and wooden mirror cabinet finished with timber veneer fitted with mirror demister. Fittings and equipments include vitreous china water closet, quarry cast wash basin and bath tub (sizes 1500mm (L) x 800mm (W) x 600mm (H)) with chrome-plated mixers, bath TV, towel rack, towel bar and paper holder. Shower cubicle is fitted with chrome-plated shower set and steam generator. VRV air conditioner (shared with bedroom's unit) and air extraction system inside false ceiling are provided.</p> <p><b>MASTER BATHROOM</b> Master bathroom is fitted with natural stone countertop on wooden cabinet finished with timber veneer and wooden mirror cabinet finished with timber veneer fitted with mirror demister. Fittings and equipments include vitreous china water closet, vitreous china/quarry cast wash basin and bath tub (sizes 1905mm (L) x 1041mm (W) x 635mm (H)) with chrome-plated mixers, bath TV, towel rack, towel bar and paper holder. Shower cubicle is fitted with chrome-plated shower set, steam generator, sauna and glass shelves. VRV air conditioner (shared with master bedroom's unit) and air extraction system inside false ceiling are provided.</p> <p><b>LAVATORY</b> Lavatory is fitted with natural stone countertop on wooden cabinet finished with timber veneer. Fittings and equipments include water closet, quarry cast wash basin, towel bar, paper holder and mirror.</p> <p><b>UTILITY BATHROOM</b> Utility bathroom is fitted with vitreous china water closet, vitreous china/quarry cast wash basin with chrome plated basin mixer, towel handle, paper holder and mirror. There is no bath tub for the utility bathroom. Shower cubicle is fitted with chrome-plated shower set and glass shelves. Air extraction system is provided. Please refer to item 3(j) for the type and material of water supply system. For further information of fittings and equipments, please also refer to the "Appliances Schedule".</p>
<b>c. Kitchen</b>	<p>Kitchen cabinet fitted with MDF cabinet door in lacquer finish, MFC base cabinet carcass in lacquer finish and sliding bench made of solid hardwood timber.</p> <p>Cabinet fitted with stainless steel sink, chrome-plated sink mixer, 3-burner Chinese gas stove system, single-head gas hob, dual-head induction hob, built-in electric single oven, built-in electric microwave oven, built-in electric steam oven, built-in freezer, built-in dishwasher, built-in wine cellar, exhaust hood, food waste disposer, kitchen TV, gas water heater remote control. VRV air conditioner and air extraction system inside false ceiling are provided. Please refer to item 3(j) for the material of water supply system. For further information of fittings and equipments, please also refer to "Appliances Schedule".</p>

Typical Unit (except Unit B, No. 27 Blue Pool Road, Unit B, No. 29 Blue Pool Road, Unit A, No. 31 Blue Pool Road, Unit B, No. 31 Blue Pool Road, Unit A, No. 33 Blue Pool Road, Unit A, No. 35 Blue Pool Road, Unit A, No. 37 Blue Pool Road and Unit B, No. 39 Blue Pool Road)

Item	Description
<b>3. Interior Fittings</b>	
<b>d. Bedroom</b>	No fittings.
<b>e. Telephone</b>	Telephone connection points are provided for living room, dining room, family room, utility room, bedrooms and kitchen. For the number please refer to the "Schedule of Mechanical & Electrical Provisions of Residential Units".
<b>f. Aerials</b>	TV/FM outlets for local TV/FM radio programmers are provided in living room, dining room, family room, utility room, bedrooms and kitchen. For the number and location of connection points and assess points, please refer to the "Schedule of Mechanical & Electrical Provisions of Residential Units".
<b>g. Electrical installations</b>	Three-phase electricity supply with miniature circuit breakers distribution boards completed with residual-current device is provided. Socket outlets are provided in all living room, dining room, family room, bedrooms, bathrooms, master bathroom, closet, balcony of master bedroom, kitchen, utility room, store rooms, lavatory, staircase, yard, garage and flat roof. Conduit wiring concealed in wall and slab soffit or in trucking system, or enclosed in false ceilings, bulkhead and cabinets. Power supply for integrated blind system at curtain wall is provided. Home automation (HA) control switches and panels are installed at living room, dining room, master bedroom and family room. HA system includes control of air-conditioning system, integrated blind, window curtain, lighting/scene setting, garage shutter, panic alarm, video door phone and broadcast messaging, monitoring of CCTV of lift alarm and panic alarm switch. For the number of power points and air-conditioner points, please refer to the "Schedule of Mechanical & Electrical Provisions of Residential Units".
<b>h. Gas supply</b>	Towngas supply pipes are provided and connected to 3-burner Chinese gas stove system, single-head gas hob, gas barbeque grille and gas water heaters. Towngas supply point is provided at cabinet on the roof.
<b>i. Washing machine connection point</b>	Drain point and water point are provided for washing machine. For location of connection points, please refer to the "Schedule of Mechanical & Electrical Provisions of Residential Units".
<b>j. Water supply</b>	Concealed PVC coated copper pipes are provided for both hot and cold water. Hot water supply is provided by the temperature modulated circulating type gas water heaters installed on the roof.

Item	Description
<b>4. Miscellaneous</b>	
<b>a. Lifts</b>	One "Schindler 5500" passenger lift serving G/F, 1/F and 2/F is provided for each unit.
<b>b. Letter box</b>	Stainless steel letter box with decorative light strip is provided for each unit.
<b>c. Refuse Collection</b>	One refuse storage and material recovery chamber is provided on G/F of the plant room house for collection of refuse by cleaners from each unit.
<b>d. Water meter, electricity meter and gas meter</b>	Separate water meter for each unit is provided at master meter room. Separate electricity is provided at L.V. switchroom at the plant room house. Separate Towngas meter for each unit is provided inside the gas meter room at G/F of each unit.
<b>5. Security facilities</b>	
	CCTV cameras are installed at foyer, yard, garage and roof. Panic alarm buttons are installed at living room, dining room and master bedroom. Common fault signals from lift and panic alarms are connected to the guardhouse. For security system in public areas, long range readers for car access control, remote controls for main gate, smart card and security code access control panel are provided at the property gate. CCTV and laser scan detectors are installed inside the Development.
<b>6. Appliances</b>	
	For brand name and model number of appliances, please refer to the "Appliances Schedule for typical units".

The Vendor undertakes that if lifts or appliances of the specified brand name or model number as stated respectively in items 4(a) and 6 above are not installed in the Development, lifts or appliances of comparable quality will be installed.



### 藍塘道27號B單位

細項	描述
<b>1. 外部裝修物料</b>	
<b>a. 外牆</b>	<p><b>單位外牆</b> 單位外飾面為天然石材、幕牆、玻璃牆及鋁質百葉板。幕牆質料採用鋁框雙層透明玻璃(中空玻璃)，內側裝有窗簾。玻璃牆採用鋁框雙層透明玻璃(中空玻璃)。天台層鋪飾天然石材、鋁板及鋁質百葉板。單位圍牆採用天然石材及透明強化玻璃欄杆。</p> <p><b>公眾地方外牆</b> 現有砌石牆及分隔屏鋪飾天然石材，混凝土護土牆鋪飾天然石材、同質牆磚及安裝垂直綠化牆。</p>
<b>b. 窗戶</b>	鋁窗框安裝雙層酸蝕刻玻璃(中空玻璃)及鋁質百葉板。
<b>c. 窗台</b>	不適用。
<b>d. 花槽</b>	<p><b>單位花槽</b> 天台盆栽採用天然石飾面。</p> <p><b>公共地方的花槽</b> 於混凝土護土牆及機房的花槽鋪飾天然石材。設備通道的花槽鋪飾天然石材及髹乳膠漆。</p>
<b>e. 陽台或露台</b>	<p>所有露台均鋪設高台再造木地板。</p> <p>位於客廳的露台是部分有蓋。</p> <p>位於睡房3的露台是部分有蓋。</p> <p>位於主人睡房的露台是完全有蓋。</p> <p>住宅物業中沒有陽台。</p>
<b>f. 乾衣設施</b>	不適用。
<b>2. 室內裝修物料</b>	
<b>a. 大堂</b>	不適用。
<b>b. 內牆及天花板</b>	<p><b>內牆</b> 客廳及飯廳的內牆鋪設天然石材、木紋飾面、夾層特色玻璃板及鏡。 睡房1及睡房3鋪設木紋飾面，灰色玻璃鏡及布屏。 睡房2鋪設木紋飾面及布屏。 主人睡房鋪設木紋飾面、布屏及鏡。</p> <p><b>天花</b> 客廳及飯廳天花裝石膏板、髹乳膠漆及裝設特色天花。 睡房1、睡房2、睡房3裝設石膏天花板，髹乳膠漆並鋪木紋飾面(睡房3除外)。 主人睡房裝設石膏天花板，表面髹乳膠漆。</p>

細項	描述
<b>2. 室內裝修物料</b>	
<b>c. 內部地板</b>	<p><b>室內地台</b> 客廳及飯廳鋪飾天然石材。 睡房1及睡房2鋪砌複合木地板。 睡房3及主人睡房鋪砌地毯。</p> <p><b>地腳線</b> 客廳及飯廳局部裝設不銹鋼地腳線。 睡房1、睡房2、睡房3及主人睡房採用不銹鋼地腳線。</p>
<b>d. 浴室</b>	<p><b>睡房浴室及主人浴室</b> 內牆鋪飾天然石材至假天花位置；天然石材地板；假天花裝設防潮水泥板，表面髹乳膠漆。</p> <p><b>洗手間</b> 內牆鋪飾天然石材至假天花位置、鏡及木皮飾板；天然石材地板；假天花裝設石膏板，表面髹乳膠漆及木皮飾面。</p> <p><b>多用途浴室</b> 內牆鋪砌瓷磚至假天花位置；地台鋪砌瓷磚；假天花裝設防潮水泥板，表面髹乳膠漆。</p>
<b>e. 廚房</b>	煮食爐後牆身鋪飾不銹鋼；廚櫃蓋掩範圍鋪砌瓷磚。牆身鋪砌玻璃嵌板至假天花位置。地台鋪飾天然石材；石膏板天花髹乳膠漆。局部不銹鋼地腳線。灶台鋪砌賽麗石。
<b>3. 室內裝置</b>	
<b>a. 門</b>	<p><b>單位正門入口</b> 金屬門鑲飾複合木板，裝設金屬鉸、氣鼓、門把及門鎖。</p> <p><b>廚房通往小巷</b> 金屬門鑲飾複合木板，外側有青銅裝飾細節，內側為木紋飾面，裝設金屬鉸、水平門把及門鎖。</p> <p><b>廚房通往庭院</b> 鋁框摺疊門鑲飾雙層透明玻璃鋁框摺疊門鑲飾雙層透明玻璃(中空玻璃)，裝設金屬門把及門鎖。</p> <p><b>廚房通往客廳及飯廳</b> 實心防火木門，鑲有防火玻璃屏及木紋飾面，裝設金屬鉸、門把及氣鼓。</p> <p><b>睡房</b> 木紋飾面實心木門，裝設金屬鉸、門把及門鎖。</p> <p><b>多用途房及通往車房大堂</b> 膠夾板及木紋飾面實心木門，裝設金屬鉸及門把。</p> <p><b>樓梯底儲物室</b> 木紋飾面百葉實心門，裝設金屬鉸。</p> <p><b>洗手間</b> 木紋飾面百葉實心木門，裝設金屬鉸、門把及門鎖。</p> <p><b>儲物室及多用途浴室</b> 膠夾板飾面實心木門，裝設金屬鉸、門把及門鎖。</p> <p><b>浴室1、浴室2及浴室3</b> 木紋飾面實心木門，裝設金屬鉸、門把及門鎖。</p>



### 藍塘道27號B單位

細項	描述
<b>3. 室內裝置</b>	
<b>a. 門</b>	<p><b>主人浴室</b> 不銹鋼門框夾層玻璃滑動門。</p> <p><b>露台</b> 鋁框雙層透明玻璃(中空玻璃)門,內側裝有窗簾。門裝設金屬鉸、門把及門鎖。</p> <p><b>平台門</b> 鋁框門鑲飾雙層透明玻璃(中空玻璃)。門裝設金屬鉸、門把及門鎖。</p> <p><b>熱水爐區域門</b> 金屬門,內側鋪飾鏡面,裝設金屬鉸、水平門把及門鎖。</p>
<b>b. 浴室</b>	<p><b>睡房浴室(除主人浴室外)</b> 所有睡房浴室均設天然石材檯面,配以木紋飾面木地櫃。鏡面木地櫃鋪飾木紋飾面及不銹鋼。裝置及設備包括陶瓷座廁、陶瓷/仿石洗手盆及浴缸(尺寸 睡房1、睡房2及睡房3: 1510毫米(長) x 800毫米(闊) x 600毫米(高))連鍍鉻冷熱水龍頭、浴室電視機、保暖毛巾架及廁紙座。淋浴間裝設鍍鉻花灑水龍頭及蒸汽裝置。</p> <p><b>主人浴室</b> 主人浴室裝設天然石材檯面,配以木紋及鏡飾面木地櫃。裝置及設備包括陶瓷座廁、陶瓷/仿石洗手盆及丙烯酸浴缸(尺寸 1900毫米(長) x 950毫米(闊) x 830毫米(高))連鍍鉻冷熱水龍頭、浴室電視機、保暖毛巾架及廁紙座。淋浴間裝設鍍鉻花灑水龍頭及蒸汽裝置。</p> <p><b>洗手間</b> 洗手間裝設木紋飾面木地櫃,天然石材牆身鑲鏡。裝置及設備包括陶瓷座廁、陶瓷/仿石洗手盆連鍍鉻冷熱水龍頭。</p> <p><b>多用途浴室</b> 裝設陶瓷座廁及洗手盆連鍍鉻冷熱水龍頭。淋浴間裝設鍍鉻花灑水龍頭,牆身鑲鏡。多用途浴室不設置浴缸。 有關供水系統的類型和用料,請參閱第3(j)項。 裝置及設備的進一步詳情亦請參閱「設備附表」。</p>
<b>c. 廚房</b>	<p>廚櫃設有玻璃/膠板飾面MDF櫃門,膠板MFC地櫃,另有不銹鋼飾面滑動檯面。 裝置包括不銹鋼洗手盆連鍍鉻冷熱水龍頭。 有關供水系統的用料,請參閱第3(j)項。 裝置及設備的進一步詳情亦請參閱「設備附表」。</p>
<b>d. 睡房</b>	<p><b>主人睡房</b> 裝設電動羅馬簾及電視機。</p> <p><b>睡房1、睡房2及睡房3</b> 裝設電動羅馬簾。</p>
<b>e. 電話</b>	<p>客廳、飯廳、起居室、多用途房、睡房及廚房均設專用電話接駁點。 有關接駁點數目請參閱「住宅單位機電裝置附表」。</p>
<b>f. 天線</b>	<p>客廳、飯廳、起居室、多用途房、睡房及廚房均設本地電視/FM電台節目的電視/電台插座。 有關接駁點及接收點數目請參閱「住宅單位機電裝置附表」。</p>

細項	描述
<b>3. 室內裝置</b>	
<b>g. 電力裝置</b>	<p>裝設三相電源連微型斷路器配電箱,附設電流式漏電斷路器。所有客廳、飯廳、起居室、睡房、浴室、主人浴室、衣帽間、主人睡房露台、廚房、多用途房、儲物室、洗手間、樓梯、庭院、車房及平台均裝有電插座。導管式電線隱裝入牆和地台板底部或採用線槽系統,又或隱裝於假天花、假樑及櫃內。幕牆綜合式窗簾系統有電源供應。 客廳、飯廳、主人睡房、睡房1、睡房2、睡房3、起居室、廚房和衣帽間(主人睡房)裝設家居自動化控制開關及控制屏。家居自動化系統可控制空調機、綜合式窗簾、窗簾、照明/風景佈置、車房捲閘、緊急求救警鐘及視像大門對講電話和廣播訊息系統,並可監察電梯警鐘閉路電視及緊急求救警鐘開關。 有關電源點及空調接駁點數目及位置請參閱「住宅單位機電裝置附表」。</p>
<b>h. 氣體供應</b>	<p>裝有煤氣管接至三頭中式煤氣煮食爐、單頭嵌裝式煤氣煮食爐、煤氣烤架及煤氣熱水爐。煤氣輸入點位於天台層煤氣櫃內。</p>
<b>i. 洗衣機接駁點</b>	<p>裝有洗衣機排水喉位及供水喉位。有關接駁點位置請參閱「住宅單位機電裝置附表」。</p>
<b>j. 供水</b>	<p>冷熱水均採用隱裝式聚氯乙稀塗層銅管。 供應熱水的循環式恆溫煤氣熱水爐安裝於天台。</p>
<b>4. 雜項</b>	
<b>a. 升降機</b>	<p>每個單位各設一部「Schindler 5500」載客電梯上落地下、1樓及2樓。</p>
<b>b. 信箱</b>	<p>每個單位各設裝飾燈條不銹鋼信箱。</p>
<b>c. 垃圾收集</b>	<p>地下總機器房設有一個垃圾儲存及物料回收室,供清潔工人由每單位收集垃圾。</p>
<b>d. 水錶、電錶及氣體錶</b>	<p>每個單位的獨立水錶設於主水錶房。獨立電錶設於地下總機器房的低壓電掣房。每個單位的獨立煤氣錶自設於地下錶房。</p>
<b>5. 保安設施</b>	
	<p>玄關、庭院、車房及天台均裝有閉路電視攝錄機。客廳、飯廳及主人睡房裝有緊急求救警鐘按鈕。電梯及緊急求救警鐘故障訊號接通至保安護衛室。 公眾地方保安系統包括物業入口大閘的車輛出入長距離閱讀器、大閘遙控裝置、智能卡及保安編碼出入控制屏。發展項目內裝設閉路電視和鐳射探測器。</p>
<b>6. 設備</b>	
	<p>設備的品牌名稱及型號請參閱「藍塘道27號B單位設備說明」。</p>

賣方承諾如發展項目中沒有安裝於上述第4(a)和6細項所指明的品牌名稱或產品型號的升降機或設備,便會安裝品質相若的升降機或設備。

Unit B, No. 27 Blue Pool Road

Item	Description
<b>1. Exterior Finishes</b>	
<b>a. External wall</b>	<p><b>EXTERNAL WALL OF UNIT</b> Units are finished with natural stone, curtain wall, window wall and aluminium louvres. Curtain wall is composed of aluminium frame with double clear glass (insulated glass unit) fitted with integrated internal blinds. Window wall is composed of aluminium frame with double clear glass (insulated glass unit). Roof floor is finished with natural stone, aluminium cladding and aluminium louvers. Fence wall of units are finished with natural stone and clear tempered glass balustrade.</p> <p><b>EXTERNAL WALL OF PUBLIC AREA</b> Existing masonry wall and screen wall are finished with natural stone, concrete retaining wall are finished with natural stone, homogenous tiles and vertical green wall.</p>
<b>b. Window</b>	Aluminium window frame is fitted with double acid-etched glass (insulated glass unit) and aluminium louvre.
<b>c. Bay Window</b>	Not applicable.
<b>d. Planter</b>	<p><b>PLANTER OF UNIT</b> Potted planters on roof are finished with natural stone.</p> <p><b>PLANTER OF PUBLIC AREA</b> Planters at concrete retaining wall and plant room house are finished with natural stone. Planters at service corridor are finished with natural stone and emulsion paint.</p>
<b>e. Verandah or balcony</b>	All balconies floors are finished with raised recycled wood flooring. Balcony located in living room is partially covered. Balcony located in Bedroom 3 is partially covered. Balcony located in master bedroom is fully covered. There is no verandah in the residential property.
<b>f. Drying facilities for clothing</b>	Not applicable.
<b>2. Interior Finishes</b>	
<b>a. Lobby</b>	Not applicable.
<b>b. Internal wall and ceiling</b>	<p><b>INTERNAL WALL</b> Internal walls of living room and dining room are finished with natural stone, wood veneer, laminated feature glass panel and mirror. Bedroom 1 and Bedroom 3 is finished with wood veneer, gray tinted mirror panel and fabric panels. Bedroom 2 is finished with wood veneer and fabric panels. Master bedroom is finished with wood veneer, fabric panels and mirror.</p> <p><b>CEILING</b> Ceilings of living room and dining room are finished with gypsum board, emulsion paint and feature ceiling. Bedroom 1, Bedroom 2 and Bedroom 3 are finished with gypsum board, emulsion paint and wood veneer (except Bedroom 3). Master bedroom is finished with gypsum board and emulsion paint.</p>

Item	Description
<b>2. Interior Finishes</b>	
<b>c. Internal floor</b>	<p><b>INTERNAL FLOOR</b> Living room and dining room are finished with natural stone. Bedroom 1 and Bedroom 2 are finished with engineering timber flooring. Bedroom 3 and master bedroom are finished with carpet.</p> <p><b>SKIRTING</b> Living room and dining room are partially skirted with stainless steel. Bedroom 1, Bedroom 2, Bedroom 3 and master bedroom are finished with stainless steel skirting.</p>
<b>d. Bathroom</b>	<p><b>BATHROOM OF BEDROOM AND MASTER BATHROOM</b> Internal walls are finished with natural stone up to the false ceiling. Floors is finished with natural stone. False ceiling is fitted with moisture-proof cement board finished with emulsion paint.</p> <p><b>LAVATORY</b> Internal walls are finished with natural stone up to false ceiling, mirror and wood veneer panels. Floor is finished with natural stone. False ceiling is fitted with gypsum board finished with emulsion paint and wood veneer.</p> <p><b>UTILITY BATHROOM</b> Internal walls are finished with ceramic tiles up to the false ceiling. Floor is finished with ceramic tiles. False ceiling is fitted with moisture-proof cement board and finished with emulsion paint.</p>
<b>e. Kitchen</b>	The wall behind cooking hobs is finished with stainless steel. Areas covered by kitchen cabinet are finished with ceramic tiles. Wall is finished with glass panel up to the false ceiling. Floor is finished with natural stone. False ceiling is fitted with gypsum board finished with emulsion paint. Partially skirted with stainless steel. Cooking bench is finished with silestone.

## Unit B, No. 27 Blue Pool Road

Item	Description
<b>3. Interior Fittings</b>	
<b>a. Doors</b>	<p><b>MAIN ENTRANCE OF UNIT</b> Metal door and finished with engineered timber panel fitted with metal hinges, closer, door handles and lockset.</p> <p><b>KITCHEN TO SIDE LANE</b> Metal door finished with engineered timber panel and bronze trim on the external side and timber veneer on the internal side fitted with metal hinges, lever handles and lockset.</p> <p><b>KITCHEN TO YARD</b> Aluminium framed folding door is fitted with double clear glass (insulated glass unit) with metal handles and lockset.</p> <p><b>KITCHEN TO LIVING ROOM AND DINING ROOM</b> Fire rated solid core timber door rooms with fire rated glass panel and finished with wood veneer and fitted with metal hinges, lever handles and closer.</p> <p><b>BEDROOM</b> Solid core timber door and finished with veneer and fitted with metal hinges, lever handles and lockset.</p> <p><b>UTILITY ROOM AND LOBBY TO GARAGE</b> Solid core timber door and finished with plastic laminate and wood veneer and fitted with metal hinges and lever handles.</p> <p><b>STORE UNDER STAIRCASE</b> Solid core timber door and finished with wood veneer and fitted with metal hinges.</p> <p><b>LAVATORY</b> Solid core timber door with louvre and finished with wood veneer and fitted with metal hinges, lever handles and lockset.</p> <p><b>STOREROOM AND UTILITY BATHROOM</b> Solid core timber door and finished with plastic laminate and fitted with metal hinges, lever handles and lockset.</p> <p><b>BATHROOM 1, BATHROOM 2 AND BATHROOM 3</b> Solid core timber door and finished with wood veneer and fitted with metal hinges, lever handles and lockset.</p> <p><b>MASTER BATHROOM</b> Sliding laminated glass door with stainless steel frame.</p> <p><b>BALCONY</b> Aluminium frame with double clear glass (insulated glass unit) with integrated internal blinds. Door is fitted with metal hinges, handles and lockset.</p>

Item	Description
<b>3. Interior Fittings</b>	
<b>a. Doors</b>	<p><b>DOOR TO FLAT ROOF</b> Aluminium framed door is fitted with double clear glass (insulated glass unit). Door is fitted with metal hinges, handles and lockset.</p> <p><b>DOOR TO WATER HEATER AREA</b> Metal door finished with mirror on the internal side fitted with metal hinges, lever handles and lockset.</p>
<b>b. Bathroom</b>	<p><b>BATHROOM OF BEDROOM (EXCEPT MASTER BATHROOM)</b> All bathroom of bedrooms are fitted with natural stone countertop on wooden cabinet finished with wood veneer. Wooden mirror cabinet finished with wood veneer and stainless steel. Fittings and equipments include vitreous china water closet, vitreous china/quarry case wash basin and bath tub (sizes 1510mm (L) x 800mm (W) x 600mm (H)) with chrome-plated mixers, bath TV, towel warmer bar and paper holder. Shower cubicle is fitted with chrome-plated shower set and steam generator.</p> <p><b>MASTER BATHROOM</b> Master bathroom is fitted with natural stone countertop on wooden cabinet finished with wood veneer and mirror. Fittings and equipments include vitreous china water closet, vitreous china/quarry case wash basin and acrylic bath tub (sizes 1900mm (L) x 950mm (W) x 830mm (H)) with chrome-plated mixers, bath TV, towel warmer bar and paper holder. Shower cubicle is fitted with chrome-plated shower set and steam generator.</p> <p><b>LAVATORY</b> Lavatory is fitted with wooden cabinet finished with wood veneer, natural stone and mirror on wall. Fittings and equipments include vitreous china water closet, vitreous china/quarry case wash basin with chrome-plated mixers.</p> <p><b>UTILITY BATHROOM</b> Utility bathroom is fitted with vitreous china water closet, wash basin with chrome-plated mixers. Shower cubicle is fitted with chrome-plated shower set and mirror on wall. There is no bath tub for the utility bathroom. Please refer to item 3(j) for the material of the water supply system. For further information of fittings and equipments, please also refer to the “Appliances Schedule”.</p>
<b>c. Kitchen</b>	<p>Kitchen cabinet is fitted with MDF cabinet door in glass / veneer finish, MFC base cabinet carcass in veneer finish and sliding bench in stainless steel finish. Fittings include stainless steel wash basin with chrome finish sink mixer. Please refer to item 3(j) for the material of the water supply system. For further information of fittings and equipments, please also refer to the “Appliances Schedule”.</p>

Unit B, No. 27 Blue Pool Road

Item	Description
<b>3. Interior Fittings</b>	
<b>d. Bedroom</b>	<b>MASTER BEDROOM</b> Fitted with motorized roller blinds and TV. <b>BEDROOM 1, BEDROOM 2 &amp; BEDROOM 3</b> Fitted with motorized roller blinds.
<b>e. Telephone</b>	Telephone connection points are provided for living room, dining room, family room, utility room, bedrooms and kitchen. For the number and location of connection points, please refer to the "Schedule of Mechanical & Electrical Provisions of Residential Units".
<b>f. Aerials</b>	TV/FM outlets for local TV/FM radio programmers are provided in living room, dining room, family room, utility room, bedrooms and kitchen. For the number of connection points and access points, please refer to the "Schedule of Mechanical & Electrical Provisions of Residential Units".
<b>g. Electrical installations</b>	Three-phase electricity supply with miniature circuit breakers distribution boards completed with residual-current device is provided. Socket outlets are provided in all living room, dining room, family room, bedrooms, bathrooms, master bathroom, closet, balcony of master bedroom, kitchen, utility room, stores, lavatory, staircase, yard, garage and flat roof. Conduit wiring concealed in wall and slab soffit or in trucking system, or enclosed in false ceilings, bulkhead and cabinets. Power supply for integrated blind system at curtain wall is provided. Home automation (HA) control switches and panels are installed at living room, dining room, master bedroom, Bedroom 1, Bedroom 2, Bedroom 3, family room, kitchen and closet (master bedroom). HA system includes control of air-conditioning system, integrated blind, window curtain, lighting/scene setting, garage shutter, panic alarm, video door phone and broadcast messaging, monitoring of CCTV of lift alarm and panic alarm switch. For the number of power points and air-conditioner points, please refer to the "Schedule of Mechanical & Electrical Provisions of Residential Units".
<b>h. Gas supply</b>	Towngas supply pipes are provided and connected to 3-burner Chinese gas stove system, single-head gas hob, gas barbeque grille and gas water heaters. Towngas supply point is provided at cabinet on the roof.
<b>i. Washing machine connection point</b>	Drain point and water point are provided for washing machine. For location of connection points, please refer to the "Schedule of Mechanical & Electrical Provision Plans of Residential Units".
<b>j. Water supply</b>	Concealed PVC coated copper pipes are provided for both hot and cold water. Hot water supply is provided by the temperature modulated circulating type gas water heaters installed on the roof.

Item	Description
<b>4. Miscellaneous</b>	
<b>a. Lifts</b>	One "Schindler 5500" passenger lift serving G/F, 1/F and 2/F is provided for each unit.
<b>b. Letter box</b>	Stainless steel letter box with decorative light strip is provided for each unit.
<b>c. Refuse Collection</b>	One refuse storage and material recovery chamber is provided on G/F of the plant room house for collection of refuse by cleaners from each unit.
<b>d. Water meter, electricity meter and gas meter</b>	Separate water meter for each unit is provided at master meter room. Separate electricity is provided at L.V. switchroom at plant room house. Separate Towngas meter for each unit is provided inside the gas meter room at G/F of each unit.
<b>5. Security facilities</b>	
	CCTV cameras are installed at foyer, yard, garage and roof. Panic alarm buttons are installed at living room, dining room and master bedroom. Common fault signals from lift and panic alarms are connected to the guardhouse. For security system in public areas, long range readers for car access control, remote controls for main gate, smart card and security code access control panel are provided at the property gate. CCTV and laser scan detectors are installed inside the Development.
<b>6. Appliance</b>	
	For brand name and model number of appliances, please refer to the "Appliances Schedule for Unit B, No. 27 Blue Pool Road".

The Vendor undertakes that if lifts or appliances of the specified brand name or model number as stated respectively in items 4(a) and 6 above are not installed in the Development, lifts or appliances of comparable quality will be installed.



### 藍塘道29號B單位

細項	描述
<b>1. 外部裝修物料</b>	
<b>a. 外牆</b>	<p><b>單位外牆</b> 單位外飾面為天然石材、幕牆、玻璃牆及鋁質百葉板。幕牆質料採用鋁框雙層透明玻璃(中空玻璃)。玻璃牆採用鋁框雙層透明玻璃(中空玻璃)。 天台層鋪飾天然石材、鋁板及鋁質百葉板。單位圍牆採用天然石材及透明強化玻璃欄杆。</p> <p><b>公眾地方外牆</b> 現有砌石牆及分隔屏鋪飾天然石材，混凝土護土牆鋪飾天然石材、同質牆磚及安裝垂直綠化牆。</p>
<b>b. 窗</b>	浴室鋁窗框安裝雙層酸蝕刻玻璃(中空玻璃)及鋁質百葉板。
<b>c. 窗台</b>	不適用。
<b>d. 花槽</b>	<p><b>單位花槽</b> 天台盆栽採用玻璃纖維。</p> <p><b>公共地方的花槽</b> 於混凝土護土牆及機房的花槽鋪飾天然石材。設備通道的花槽鋪飾天然石材及髹乳膠漆。</p>
<b>e. 陽台或露台</b>	露台裝設鋁框雙層透明玻璃(中空玻璃)，地台鋪設通體瓷磚，外鋪高台室外木地板。 位於客廳的露台是部分有蓋。 位於主人睡房的露台是部分有蓋。 位於睡房3的露台是完全有蓋。 住宅物業中沒有陽台。
<b>f. 乾衣設施</b>	不適用。
<b>2. 室內裝修物料</b>	
<b>a. 大堂</b>	不適用。
<b>b. 內牆及天花板</b>	<p><b>內牆</b> 客廳、飯廳、起居室及睡房的牆身髹乳膠漆或牆布。</p> <p><b>天花板</b> 客廳、飯廳、起居室及睡房的天花鋪設石膏板和髹乳膠漆。</p>
<b>c. 內部地板</b>	客廳及飯廳採用天然石材地板及木地腳線。睡房、起居室鋪砌複合木地板及木地腳線。睡房地板沿幕牆和玻璃牆界線鋪飾天然石材。
<b>d. 浴室</b>	<p><b>睡房浴室及洗手間</b> 內牆外露部份鋪飾天然石材至假天花位置。天然石材鋪設於地板外露部份。天花鋪設石膏板和髹乳膠漆。</p> <p><b>主人浴室</b> 內牆外露部份鋪飾天然石材至假天花位置。天然石材地板鋪設於地板外露部份。天花鋪設石膏板和髹乳膠漆。地台鋪設天然石。</p> <p><b>多用途浴室</b> 內牆及地台外露部份鋪飾瓷磚至假天花位置。裝設鋁板假天花至假天花位置。</p>

細項	描述
<b>2. 室內裝修物料</b>	
<b>e. 廚房</b>	內牆鋪砌不銹鋼板至假天花位置，廚櫃遮蓋範圍鋪瓷磚。天然石地台加不銹鋼地腳線。假天花裝設防潮水泥板，表面髹乳膠漆。灶台裝修物料為人造石。
<b>3. 室內裝置</b>	
<b>a. 門</b>	<p><b>單位正門入口</b> 金屬門鑲飾複合木板，裝設金屬鉸、氣鼓、門把及門鎖。</p> <p><b>廚房通往小巷</b> 金屬門鑲飾複合木板，外側有青銅裝飾細節，內側為木紋飾面，裝設金屬鉸、水平門把及門鎖。</p> <p><b>廚房通往庭院</b> 鋁框摺疊門鑲飾雙層透明玻璃(中空玻璃)，裝設金屬門把及門鎖。</p> <p><b>廚房通往客廳及飯廳</b> 實心防火木門，鑲有防火玻璃屏及木紋飾面，裝設金屬鉸、氣鼓及門把。</p> <p><b>客廳及飯廳通往庭院</b> 鋁框摺疊門鑲飾雙層透明玻璃(中空玻璃)，裝設金屬門把及門鎖。</p> <p><b>睡房及睡房浴室</b> 油漆飾面木門，裝設金屬鉸、水平門把及門鎖。</p> <p><b>多用途房及通往車房大堂</b> 油漆飾面木門，裝設金屬鉸、水平門把及門鎖。</p> <p><b>衣帽間</b> 金屬趟門。</p> <p><b>洗手間</b> 油漆飾面木門，裝設金屬鉸、水平門把及門鎖。</p> <p><b>儲物室及多用途浴室</b> 油漆飾面木門，裝設金屬鉸、水平門把及門鎖。</p> <p><b>露台</b> 鋁框雙層透明玻璃(中空玻璃)門，內側裝有窗簾。門裝設金屬鉸、門把及門鎖。</p> <p><b>平台門</b> 鋁框門鑲飾雙層透明玻璃(中空玻璃)。門裝設金屬鉸、門把及門鎖。</p> <p><b>熱水爐區域門</b> 金屬門，內側鋪飾膠板，裝設金屬鉸、水平門把及門鎖。</p>



### 藍塘道29號B單位

細項	描述
<b>3. 室內裝置</b>	
<b>b. 浴室</b>	<p><b>睡房浴室 (除主人浴室外)</b> 所有睡房浴室均設天然石材檯面，配以油漆飾面木地櫃和裝有鏡底除霧貼的鏡面木吊櫃。裝置及設備包括陶瓷座廁、仿石洗手盆及浴缸 (浴缸只在浴室1及2)，(尺寸1800毫米長 X 800毫米闊 X 430毫米高) 連鍍鉻冷熱水龍頭、毛巾架、毛布杆及廁紙座。淋浴間裝設鍍鉻花灑水龍頭，另提供地板暖氣系統、可變冷媒流量空調系統 (與睡房共用) 和假天花抽風系統。</p> <p><b>主人浴室</b> 主人浴室裝設天然石材檯面，配以木紋飾面木地櫃和裝有鏡底除霧貼的鏡面木吊櫃。裝置及設備包括陶瓷座廁、陶瓷/仿石洗手盆及浴缸 (尺寸1700毫米長 X 800毫米闊 X 600毫米高) 連鍍鉻冷熱水龍頭、毛巾架、毛布杆及廁紙座。淋浴間裝設鍍鉻花灑水龍頭、蒸汽裝置。另提供地板暖氣系統、可變冷媒流量空調系統 (與睡房共用) 和假天花抽風系統。</p> <p><b>洗手間</b> 洗手間裝設天然石材檯面及油漆飾面木地櫃。裝置及設備包括陶瓷座廁、仿石洗手盆、毛布杆、廁紙座及鏡。</p> <p><b>多用途浴室</b> 多用途浴室裝設陶瓷座廁、陶瓷/仿石洗手盆連鍍鉻冷熱水龍頭、毛布圈、廁紙座及鏡。淋浴間設有鍍鉻花灑水龍頭和玻璃架，另提供抽氣系統。多用途浴室不設置浴缸。 有關供水系統的類型和用料，請參閱第3(j)項。 裝置及設備的進一步詳情亦請參閱「設備附表」。</p>
<b>c. 廚房</b>	<p>廚櫃裝設亮漆面MDF櫃門，MFC地櫃櫃身採用亮漆飾面，實硬木滑動檯面。 廚櫃裝有不銹鋼洗滌盆、鍍鉻洗滌盆冷熱水龍頭、3頭中式煤氣煮食爐、單頭嵌裝式煤氣煮食爐、雙頭嵌裝式電磁煮食爐、嵌入式單頭電焗爐、嵌入式電微波爐、嵌入式電蒸爐、嵌入式冷藏櫃、嵌入式洗碗機、嵌入式酒窖、抽油煙機、廚餘處理器、廚房電視機、煤氣熱水爐遙控裝置，另假天花內置可變冷媒流量空調機及抽氣系統。 有關供水設備的用料，請參閱第3(j)項。 裝置及設備的進一步詳情亦請參閱「設備附表」。</p>
<b>d. 睡房</b>	沒有裝置。
<b>e. 電話</b>	客廳、飯廳、車房、睡房及廚房均設專用電話接駁點。 有關接駁點數目及位置請參閱「住宅單位機電裝置附表」。
<b>f. 天線</b>	客廳、飯廳、起居室、睡房及廚房均設本地電視/FM電台節目的電視/電台插座。 有關接駁點及接收點數目及位置請參閱「住宅單位機電裝置附表」。

細項	描述
<b>3. 室內裝置</b>	
<b>g. 電力裝置</b>	裝設三相電源連微型斷路器配電箱，附設電流式漏電斷路器。所有玄關、客廳、飯廳、起居室、睡房、浴室、主人浴室、衣帽間、廚房、多用途房、儲物室、洗手間、樓梯、庭院、車房及平台均裝有電插座。導管式電線隱裝入牆和地台板底部或採用線槽系統，又或隱裝於假天花、假樑及櫃內。 玄關、客廳、飯廳、睡房、主人睡房及起居室裝設家居自動化控制開關及控制屏。 家居自動化系統可控制空調機、窗簾、照明/風景佈置，並可監察閉路電視。 有關電源點及空調接駁點數目請參閱「住宅單位機電裝置附表」。
<b>h. 氣體供應</b>	裝有煤氣管接至三頭中式煤氣煮食爐、單頭嵌裝式煤氣煮食爐、煤氣烤架及煤氣熱水爐。煤氣輸入點位於天台層煤氣櫃內。
<b>i. 洗衣機接駁點</b>	裝有洗衣機排水喉位及供水喉位。 有關接駁點位置請參閱「住宅單位機電裝置附表」。
<b>j. 供水</b>	冷熱水均採用隱裝式聚氯乙烯塗層銅管。 供應熱水的循環式恆溫煤氣熱水爐安裝於天台。
<b>4. 雜項</b>	
<b>a. 升降機</b>	每個單位各設一部「Schindler 5500」載客電梯上落地下、1樓及2樓。
<b>b. 信箱</b>	每個單位各設裝飾燈條不銹鋼信箱。
<b>c. 垃圾收集</b>	地下總機器房設有一個垃圾儲存及物料回收室，供清潔工人由每單位收集垃圾。
<b>d. 水錶、電錶及氣體錶</b>	每個單位的獨立水錶設於主水錶房。獨立電錶設於地下總機器房的低壓電掣房。每個單位的獨立煤氣錶自設於地下錶房。
<b>5. 保安設施</b>	
	玄關、天井、車房、室內樓梯、電梯及天台均裝有閉路電視攝錄機。玄關及室內樓梯裝有緊急求救警鐘按鈕。電梯及緊急求救警鐘故障訊號接通至保安護衛室。 公眾地方保安系統包括物業入口大閘的車輛出入長距離閱讀器、大閘遙控裝置、智能卡及保安編碼出入控制屏。發展項目內裝設閉路電視和鐳射探測器。
<b>6. 設備</b>	
	設備的品牌名稱及型號請參閱「標準單位設備說明」。
	設備的品牌名稱及型號請參閱「標準單位設備說明」。

賣方承諾如發展項目中沒有安裝於上述第4(a)和6細項所指明的品牌名稱或產品型號的升降機或設備，便會安裝品質相若的升降機或設備。

## Unit B, No. 29 Blue Pool Road

Item	Description
<b>1. Exterior Finishes</b>	
<b>a. External wall</b>	<p><b>EXTERNAL WALL OF UNIT</b> Units are finished with natural stone, curtain wall, window wall and aluminium louvres. Curtain wall is composed of aluminium frame with double clear glass (insulated glass unit). Window wall is composed of aluminium frame with double clear glass (insulated glass unit). Roof floor is finished with natural stone, aluminium cladding and aluminium louvers. Fence wall of units are finished with natural stone and clear tempered glass balustrade.</p> <p><b>EXTERNAL WALL OF PUBLIC AREA</b> Existing masonry wall and screen wall are finished with natural stone, concrete retaining wall are finished with natural stone, homogenous tiles and vertical green wall.</p>
<b>b. Window</b>	Aluminium window frame is fitted with double acid-etched glass (insulated glass unit) and aluminium louvre.
<b>c. Bay Window</b>	Not applicable.
<b>d. Planter</b>	<p><b>PLANTER OF UNIT</b> Potted planters on roof are finished with fibreglass.</p> <p><b>PLANTER OF PUBLIC AREA</b> Planters at concrete retaining wall and plant room house are finished with natural stone. Planters at service corridor are finished with natural stone and emulsion paint.</p>
<b>e. Verandah or balcony</b>	<p>Balcony is fitted with aluminium frame with double glazed clear glass (insulated glass unit), floor is finished with raised external timber flooring on full body porcelain floor tiles.</p> <p>Balcony located in living room is partially covered.</p> <p>Balcony located in master bedroom is partially covered.</p> <p>Balcony located in Bedroom 3 is fully covered.</p> <p>There is no verandah in the residential properties.</p>
<b>f. Drying facilities for clothing</b>	Not applicable.

Item	Description
<b>2. Interior Finishes</b>	
<b>a. Lobby</b>	Not applicable.
<b>b. Internal wall and ceiling</b>	<p><b>INTERNAL WALL</b> Internal walls of living room, dining room, family room and bedrooms are finished with emulsion paint or wall covering.</p> <p><b>CEILING</b> Ceiling at living room, dining room, family room and bedrooms are finished with gypsum board with emulsion paint.</p>
<b>c. Internal floor</b>	Living/ dining room are finished with natural stone and timber skirting. Bedrooms, family room are finished with engineered timber flooring and timber skirting. Floor threshold along curtain wall and window wall in bedrooms are finished with natural stone.
<b>d. Bathroom</b>	<p><b>BATHROOM OF BEDROOM AND LAVATORY</b> Internal walls are finished with natural stone where exposed up to the false ceiling. Floor is finished with natural stone where exposed. False ceiling is fitted with gypsum board with emulsion paint.</p> <p><b>MASTER BATHROOM</b> Internal walls are finished with natural stone where exposed up to the false ceiling. Floor is finished with natural stone. False ceiling is fitted with gypsum board with emulsion paint.</p> <p><b>UTILITY BATHROOM</b> Internal walls and floor are finished with porcelain tiles where exposed up to false ceiling. False ceiling is fitted with aluminium panels.</p>
<b>e. Kitchen</b>	Internal walls are finished with stainless steel panel up to false ceiling and ceramic tiles for those areas covered by kitchen cabinet. Floor is finished with natural stone and stainless steel skirting. False ceiling is fitted with moisture-proof cement board finished in emulsion paint. Cooking bench is finished with artificial stone.

Unit B, No. 29 Blue Pool Road

Item	Description
<b>3. Interior Fittings</b>	
<b>a. Doors</b>	<p><b>MAIN ENTRANCE OF UNIT</b> Metal door and finished with engineered timber panel fitted with metal hinges, closer, door handles and lockset.</p> <p><b>KITCHEN TO SIDE LANE</b> Metal door finished with engineered timber panel and bronze trim on the external side and timber veneer on the internal side fitted with metal hinges, lever handles and lockset.</p> <p><b>KITCHEN TO YARD</b> Aluminium framed folding door is fitted with double clear glass (insulated glass unit) with metal handles and lockset.</p> <p><b>KITCHEN TO LIVING ROOM AND DINING ROOM</b> Fire-rated solid core timber with fire-rated glass panel and finished with timber veneer fitted with metal hinges, closer, and handles.</p> <p><b>LIVING ROOM AND DINING ROOM TO YARD</b> Aluminium framed folding door is fitted with double clear glass (insulated glass unit) with metal handles and lockset.</p> <p><b>BEDROOM, BATHROOM IN BEDROOM</b> Timber door and finished with painting fitted with metal hinges, lever handles and lockset.</p> <p><b>UTILITY ROOM AND LOBBY TO GARAGE</b> Timber door and finished with painting fitted with metal hinges, lever handles, closer and lockset.</p> <p><b>WALK-IN CLOSETS</b> Metal Sliding Door.</p> <p><b>LAVATORY</b> Timber door with louvre and finished with painting fitted with metal hinges, lever handles, closer and lockset.</p> <p><b>STOREROOMS AND BATHROOM IN UTILITY ROOM</b> Timber and finished with painting fitted with metal hinges, lever handles and lockset.</p> <p><b>BALCONY</b> Aluminium frame with double clear glass (insulated glass unit) with integrated internal blinds. Door is fitted with metal hinges, handles and lockset.</p> <p><b>DOOR TO FLAT ROOF</b> Aluminium framed door is fitted with double clear glass (insulated glass unit). Door is fitted with metal hinges, handles and lockset.</p> <p><b>DOOR TO WATER HEATER AREA</b> Metal door finished with plastic laminate on the internal side fitted with metal hinges, lever handles and lockset.</p>

Item	Description
<b>3. Interior Fittings</b>	
<b>b. Bathroom</b>	<p><b>BATHROOM OF BEDROOM (EXCEPT MASTER BATHROOM)</b> All bathrooms of bedrooms are fitted with natural stone countertop on wooden cabinet finished with timber veneer. Fittings and equipments include vitreous china water closet, quarry cast wash basin and bath tub (only to Bathroom 1 &amp; 2), (sizes 1800 mm (L) X 800 mm (W) X 430mm H) with chrome-plated mixers, towel rack, towel bar and paper holder. Shower cubicle is fitted with chrome-plated shower set. VRV air conditioner (shared with bedroom's unit) and air extraction system inside false ceiling are provided.</p> <p><b>MASTER BATHROOM</b> Master bathroom is fitted with natural stone countertop on wooden cabinet finished with timber veneer and wooden mirror cabinet finished with timber veneer fitted with mirror demister. Fittings and equipments include vitreous china water closet, vitreous china/ quarry cast wash basin and bath tub (sizes 1700 mm LX 800 mm W X 600 mm H) with chrome-plated mixers, bath TV, towel rack, towel bar and paper holder. Shower cubicle is fitted with chrome-plated shower set, steam generator. VRV air conditioner (shared with master bedroom's unit) and air extraction system inside false ceiling are provided.</p> <p><b>LAVATORY</b> Lavatory is fitted with natural stone countertop on wooden cabinet finished with timber veneer. Fittings and equipments include water closet, quarry cast wash basin, towel bar, paper holder and mirror.</p> <p><b>UTILITY BATHROOM</b> Utility bathroom is fitted with vitreous china water closet, vitreous china/ quarry cast wash basin with chrome plated basin mixer, towel handle, paper holder and mirror. There is no bath tub for the utility bathroom. Shower cubicle is fitted with chrome-plated shower set and glass shelves. Air extraction system is provided. Please refer to item 3(j) for the type and material of water supply system. For further information of fittings and equipments, please also refer to the "Appliances Schedule".</p>
<b>c. Kitchen</b>	<p>Kitchen cabinet fitted with MDF cabinet door in lacquer finish, MFC base cabinet carcass in lacquer finish and sliding bench made of solid hardwood timber. Cabinet fitted with stainless steel sink, chrome-plated sink mixer, 3-burner Chinese gas stove system, single-head gas hob, dual-head induction hob, built-in electric single oven, built-in electric microwave oven, built-in electric steam oven, built-in freezer, built-in dishwasher, built-in wine cellar, exhaust hood, food waste disposer, kitchen TV, gas water heater remote control. VRV air conditioner and air extraction system inside false ceiling are provided. Please refer to item 3(j) for the material of water supply system. For further information of fittings and equipments, please also refer to "Appliances Schedule".</p>

## Unit B, No. 29 Blue Pool Road

Item	Description
<b>3. Interior Fittings</b>	
<b>d. Bedroom</b>	No fittings.
<b>e. Telephone</b>	Telephone connection points are provided for living room, dining room, garage, bedrooms and kitchen. For the number please refer to the “Schedule of Mechanical & Electrical Provisions of Residential Units”.
<b>f. Aerials</b>	TV/FM outlets for local TV/FM radio programmers are provided in living room, dining room, family room, bedrooms and kitchen. For the number and location of connection points and assess points, please refer to the “Schedule of Mechanical & Electrical Provisions of Residential Units”.
<b>g. Electrical installations</b>	Three-phase electricity supply with miniature circuit breakers distribution boards completed with residual-current device is provided. Socket outlets are provided in all foyer, dining room, family room, bedrooms, bathrooms, master bathroom, closet, kitchen, utility room, store rooms, lavatory, staircase, yard, garage and flat roof. Conduit wiring concealed in wall and slab soffit or in trucking system, or enclosed in false ceilings, bulkhead and cabinets. Home automation (HA) control switches and panels are installed at foyer, dining room, bedrooms, master bedroom and family room. HA system includes control of air-conditioning system, window curtain, lighting/scene setting, monitoring of CCTV. For the number of power points and air-conditioner points, please refer to the “Schedule of Mechanical & Electrical Provisions of Residential Units”.
<b>h. Gas supply</b>	Towngas supply pipes are provided and connected to 3-burner Chinese gas stove system, single-head gas hob, gas barbeque grille and gas water heaters. Towngas supply point is provided at cabinet on the roof.
<b>i. Washing machine connection point</b>	Drain point and water point are provided for washing machine. For location of connection points, please refer to the “Schedule of Mechanical & Electrical Provisions of Residential Units”.
<b>j. Water supply</b>	Concealed PVC coated copper pipes are provided for both hot and cold water. Hot water supply is provided by the temperature modulated circulating type gas water heaters installed on the roof.

Item	Description
<b>4. Miscellaneous</b>	
<b>a. Lifts</b>	One “Schindler 5500” passenger lift serving G/F, 1/F and 2/F is provided for each unit.
<b>b. Letter box</b>	Stainless steel letter box with decorative light strip is provided for each unit.
<b>c. Refuse Collection</b>	One refuse storage and material recovery chamber is provided on G/F of the plant room house for collection of refuse by cleaners from each unit.
<b>d. Water meter, electricity meter and gas meter</b>	Separate water meter for each unit is provided at master meter room. Separate electricity is provided at L.V. switchroom at the plant room house. Separate Towngas meter for each unit is provided inside the gas meter room at G/F of each unit.
<b>5. Security facilities</b>	
	CCTV cameras are installed at foyer, yard, garage, internal staircase, lift and roof. Panic alarm buttons are installed at foyer and internal staircase. Common fault signals from lift and panic alarms are connected to the guardhouse. For security system in public areas, long range readers for car access control, remote controls for main gate, smart card and security code access control panel are provided at the property gate. CCTV and laser scan detectors are installed inside the Development.
<b>6. Appliances</b>	
	For brand name and model number of appliances, please refer to the “Appliances Schedule for typical units”.

The Vendor undertakes that if lifts or appliances of the specified brand name or model number as stated respectively in items 4(a) and 6 above are not installed in the Development, lifts or appliances of comparable quality will be installed.



### 藍塘道31號A單位

細項	描述
<b>1. 外部裝修物料</b>	
<b>a. 外牆</b>	<p><b>單位外牆</b> 單位外飾面為天然石材、幕牆、玻璃牆及鋁質百葉板。幕牆質料採用鋁框雙層透明玻璃(中空玻璃)。內側裝有窗簾。玻璃牆採用鋁框雙層透明玻璃(中空玻璃)。天台層鋪飾天然石材、鋁板及鋁質百葉板。單位圍牆採用天然石材及透明強化玻璃欄杆。</p> <p><b>公眾地方外牆</b> 現有砌石牆及分隔屏鋪天然石材、混凝土護土牆鋪飾天然石材、同質牆及安裝垂直綠化牆。</p>
<b>b. 窗</b>	浴室鋁窗框安裝雙層酸蝕玻璃(中空玻璃)及鋁質百葉板。
<b>c. 窗台</b>	不適用。
<b>d. 花槽</b>	<p><b>單位花槽</b> 天台及庭院盆栽採用天然石飾面及不銹鋼飾面。</p> <p><b>公共地方的花槽</b> 於混凝土護土牆及機房的花槽飾天然石材。設備通道的花槽鋪飾天然石材及髹乳膠漆。</p>
<b>e. 陽台或露台</b>	所有露台均鋪設高台室外木地板。 位於客/飯廳的露台是部分有蓋。 位於主人房的露台是部分有蓋。 位於書房的露台是完全有蓋。 住宅物業中沒有陽台。
<b>f. 乾衣設施</b>	不適用。
<b>2. 室內裝修物料</b>	
<b>a. 大堂</b>	不適用。
<b>b. 內牆及天花板</b>	<p><b>內牆</b> 客/飯廳內牆鋪設木板亮漆飾面、牆紙及乳膠漆。 玄關內牆鋪設木板亮漆飾面及鏡。 地下樓梯內牆鋪設天然石材、木板亮漆飾面、玻璃、木紋飾板及不銹鋼飾面。 起居室及書房鋪設木板亮漆飾面、不銹鋼及牆紙。 影音室鋪設木板亮漆飾面、不銹鋼及布屏。 主人睡房鋪設玻璃、不銹鋼、布屏、木板亮漆飾面及牆紙。 步入式衣帽間1內牆鋪設天然石材、木板亮漆飾面及鏡。</p> <p><b>天花板</b> 客/飯廳、起居室、書房、影音室、步入式衣帽間1及主人睡房天花裝設石膏板、髹乳膠漆。</p>
<b>c. 內部地板</b>	<p><b>室內地板</b> 客/飯廳及玄關採用天然石材地板。 起居室、書房、影音室、主人睡房的步入式衣帽間1鋪砌複合木地板。</p> <p><b>地腳線</b> 客/飯廳、玄關、起居室、書房、影音室、步入式衣帽間1、主人睡房裝設木板亮漆飾面腳線。</p>

細項	描述
<b>2. 室內裝修物料</b>	
<b>d. 浴室</b>	<p><b>浴室1及2</b> 內牆外露部份鋪飾天然石材至假天花位置。天然石材地板鋪設於地板外露部份。天花裝設石膏板髹瓷漆。</p> <p><b>主人浴室</b> 內牆外露部份鋪飾天然石材至假天花位置。天然石材地板鋪設於地板外露部份。天花裝設石膏板髹瓷漆。</p>
<b>3. 室內裝置</b>	
<b>a. 門</b>	<p><b>單位正門入口</b> 金屬門鑲飾複合木板，裝設金屬鉸、氣鼓、門把及門鎖。</p> <p><b>玄關通往玄關</b> 亮漆及玻璃飾面實心防火木門，裝設金屬鉸、氣鼓、水平門把及門鎖。</p> <p><b>通往車房大堂</b> 亮漆飾面實心防火木門，裝設金屬鉸、氣鼓、水平門把及門鎖。</p> <p><b>樓梯通往小巷</b> 金屬門鑲飾複合木板，外側有青銅裝飾細節，內側為木紋飾面，裝設金屬鉸、水平門把及門鎖。</p> <p><b>樓梯通往庭院</b> 鋁框摺疊門鑲飾雙層透明玻璃(中空玻璃)，裝設金屬門把及門鎖。</p> <p><b>客/飯廳通往庭院</b> 鋁框摺疊門鑲飾雙層透明玻璃(中空玻璃)，裝設金屬門把及門鎖。</p> <p><b>樓梯底儲物室</b> 亮漆飾面木門，裝設金屬鉸。</p> <p><b>影音室</b> 亮漆飾面實心木門，裝設金屬鉸、氣鼓、水平門把及門鎖。</p> <p><b>浴室1</b> 亮漆飾面實心木門，裝設金屬鉸、氣鼓、水平門把及門鎖。</p> <p><b>二樓走廊通往各房間</b> 亮漆及金屬飾面趟門，裝設金屬門把及門鎖。</p> <p><b>主人睡房浴室</b> 亮漆、木紋飾面及金屬飾面趟門，裝設金屬門把及門鎖、玻璃門及不銹鋼門框。</p> <p><b>書房</b> 金屬框玻璃門，裝設金屬鉸、門把及門鎖。</p> <p><b>浴室2</b> 亮漆飾面實心木門，裝設金屬鉸、氣鼓、水平門把及門鎖。</p> <p><b>露台</b> 鋁框雙層透明玻璃(中空玻璃)門，內側裝有窗簾。門裝設金屬鉸、門把及門鎖。</p> <p><b>平台門</b> 鋁框門鑲飾雙層透明玻璃(中空玻璃)。門裝設金屬鉸、門把及門鎖。</p> <p><b>熱水爐區域門</b> 金屬門，內側鋪飾亮漆飾面，裝設金屬鉸、水平門把及門鎖。</p>



### 藍塘道31號A單位

細項	描述
<b>3. 室內裝置</b>	
<b>b. 浴室</b>	<p><b>浴室1</b> 浴室1均設天然石材檯面，配以亮漆面木櫃和裝有鏡底除霧貼的鏡面。裝置及設備包括陶瓷座廁及釉面洗手盆連鍍鉻冷熱水龍頭、加熱毛巾架及廁紙座。淋浴間裝設鍍鉻花灑水龍頭，另提供假天花抽風系統。</p> <p><b>浴室2</b> 浴室2均設天然石材檯面，配以亮漆面木櫃和裝有鏡底除霧貼的鏡面。裝置及設備包括陶瓷座廁及釉面洗手盆連鍍鉻冷熱水龍頭、加熱毛巾架及廁紙座。淋浴間裝設鍍鉻花灑水龍頭，另提供可變冷媒流量空調系統和假天花抽風系統。</p> <p><b>主人浴室</b> 主人浴室裝設天然石材檯面，配以鏡面及亮漆面木櫃和裝有鏡底除霧貼的鏡面。裝置及設備包括智能座廁及洗手盆連鍍鉻冷熱水龍頭及浴缸(尺寸1900毫米(長)x950毫米(闊)x830毫米(高))連鍍鉻冷熱水龍頭、浴室電視機、加熱毛巾架、毛布杆及廁紙座。淋浴間裝設鍍鉻花灑水龍頭連蒸汽設備。另提供可變冷媒流量空調系統和假天花抽風系統。 有關供水系統的類型和用料，請參閱第3(j)項。 裝置及設備的進一步詳情亦請參閱「設備附表」。</p>
<b>c. 睡房</b>	沒有裝置。
<b>d. 電話</b>	客/飯廳、起居室、影音室、書房及主人睡房均設專用電話接駁點。 有關接駁點及接收點數目及位置請參閱「住宅單位機電裝置附表」。
<b>e. 天線</b>	客/飯廳、起居室、書房及主人睡房均設本地電視/FM 電台節目的電視/電台插座。 有關接駁點及接收點數目及位置請參閱「住宅單位機電裝置附表」。
<b>f. 電力裝置</b>	裝設三相電源連微型斷路器配電箱，附設電流式漏電斷路器。所有客/飯廳、玄關、起居室、影音室、書房、浴室、主人睡房、步入式衣帽間1、書房露台、樓梯、庭院、車房及平台均裝有電插座。導電式電線隱裝入牆和地台板底部或採用線槽系統，又或隱裝於假天花、假樑及櫃內。幕牆綜合式窗簾系統有電源供應。 客/飯廳、玄關、影音室、起居室、主人睡房、步入式衣帽間1、書房、1樓樓梯及2樓樓梯裝設家居自動化控制開關及控制屏。家居自動化系統可控制空調機、綜合式窗簾、窗簾、照明/風景佈置、車房捲閘、緊急求救警鐘及視像大門對講電話和廣播訊息系統，並可監察電梯警鐘閉路電視及緊急求救警鐘開關。 有關電源點及空調接駁點數目請參閱「住宅單位機電裝置附表」。
<b>g. 氣體供應</b>	裝有煤氣管接至煤氣熱水爐。
<b>h. 供水</b>	冷熱水均採用隱裝式聚氯乙烯塗層銅管。 供應熱水的循環式恆溫煤氣熱水爐安裝於天台。

細項	描述
<b>4. 雜項</b>	
<b>a. 升降機</b>	每個單位各設一部「Schindler 5500」載客電梯上落地下、1樓及2樓。
<b>b. 信箱</b>	每個單位各設裝飾燈條不銹鋼信箱。
<b>c. 垃圾收集</b>	地下總機房設有一個垃圾儲存及物料回收室，供清潔工人由每單位收集垃圾。
<b>d. 水錶、電錶及氣體錶</b>	每個單位的獨立水錶設於主水錶房。獨立電錶設於地下總機器房的低壓電掣房。每個單位的獨立煤氣錶自設於地下錶房。
<b>5. 保安設施</b>	
	入口大堂、天井、車房及天台均裝有閉路電視攝錄機。客/飯廳、1樓樓梯及主人睡房裝有緊急求救警鐘按鈕。電梯及緊急求救警鐘故障訊號接通至保安護衛室。 公眾地方保安系統包括物業入口大閘的車輛出入長距離閱讀器、大閘遙控裝置、智能卡及保安編碼出入控制屏。發展項目內裝設閉路電視和鐳射探測器。
<b>6. 設備</b>	
	設備的品牌名稱及型號請參閱「標準單位設備說明」。

Unit A, No. 31 Blue Pool Road

Item	Description
<b>1. Exterior Finishes</b>	
<b>a. External wall</b>	<p><b>EXTERNAL WALL OF UNIT</b> Units are finished with natural stone, curtain wall, window wall and aluminium louvres. Curtain wall is composed of aluminium frame with double clear glass (insulated glass unit) fitted with integrated internal blinds. Window wall is composed of aluminium frame with double clear glass (insulated glass unit). Roof floor is finished with natural stone, aluminium cladding and aluminium louvers. Fence wall of units are finished with natural stone and clear tempered glass balustrade.</p> <p><b>EXTERNAL WALL OF PUBLIC AREA</b> Existing masonry wall and screen wall are finished with natural stone, concrete retaining wall are finished with natural stone, homogenous tiles and vertical green wall.</p>
<b>b. Window</b>	Aluminium window frame is fitted with double acid-etched glass (insulated glass unit) and aluminium louvre.
<b>c. Bay Window</b>	Not applicable.
<b>d. Planter</b>	<p><b>PLANTER OF UNIT</b> Planters on roof and courtyard are finished with natural stone and stainless steel.</p> <p><b>PLANTER OF PUBLIC AREA</b> Planters at concrete retaining wall and plant room house are finished with natural stone. Planters at service corridor are finished with natural stone and emulsion paint.</p>
<b>e. Verandah or Balcony</b>	All Balconies' floors are finished with raised external timber flooring. Balcony located in living / dining room is partially covered. Balcony located in master bedroom is partially covered. Balcony located in study room is fully covered. There is no verandah in the residential properties.
<b>f. Drying facilities for clothing</b>	Not applicable.
<b>2. Interior Finishes</b>	
<b>a. Lobby</b>	Not applicable.
<b>b. Internal wall and ceiling</b>	<p><b>INTERNAL WALL</b> Internal walls of living / dining room are finished with timber with lacquer, wallpaper and emulsion paint. Internal walls of foyer is finished with timber with lacquer and mirror. Internal walls of G/F staircase are finished with natural stone, timber with lacquer, glass, timber veneer and stainless steel. Family room and study room are finished with timber with lacquer, stainless steel and wall paper. Theatre is finished with timber with lacquer, stainless steel and fabric panel. Master bedroom is finished with glass, stainless steel, fabric panel, timber with lacquer and wall paper. Walk-in Closet 1 is finished with natural stone, timber with lacquer and mirror.</p> <p><b>CEILING</b> Ceiling at living / dining room, family room, study room, theatre, walk-in Closet 1 and master bedroom are finished with gypsum board with emulsion paint.</p>

Item	Description
<b>2. Interior Finishes</b>	
<b>c. Internal floor</b>	<p><b>INTERNAL FLOOR</b> Living/ dining room and foyer are finished with natural stone. Family room, study room, theatre, master bedroom and walk-in closet 1 are finished with engineered timber flooring.</p> <p><b>SKIRTING</b> Living / dining room, foyer, family room, study room, theatre, walk-in closet 1 and master bedrooms are finished with timber with lacquer.</p>
<b>d. Bathroom</b>	<p><b>BATHROOM 1 &amp; 2</b> Internal walls are finished with natural stone where exposed up to the false ceiling. Floor is finished with natural stone where exposed. False ceiling is fitted with gypsum board finished with enamel paint.</p> <p><b>MASTER BATHROOM</b> Internal walls are finished with natural stone where exposed up to the false ceiling. Floor is finished with natural stone where exposed. False ceiling is fitted with gypsum board finished with enamel paint.</p>
<b>3. Interior Fittings</b>	
<b>a. Doors</b>	<p><b>MAIN ENTRANCE OF UNIT</b> Metal door are finished with engineered timber panel fitted with metal hinges, closer, door handles and lockset.</p> <p><b>FOYER TO FOYER</b> Fire-rated solid core timber door finished with lacquer and fitted with metal hinges, closer, handles and lockset.</p> <p><b>STAIRCASE TO SIDE LANE</b> Metal door finished with engineered timber panel and bronze trim on the external side and timber veneer on the internal side fitted with metal hinges, lever handles and lockset.</p> <p><b>STAIRCASE TO COURTYARD</b> Aluminium framed folding door fitted with double clear glass (insulated glass unit) with metal handles and lockset.</p> <p><b>LIVING/ DINING ROOM TO COURTYARD</b> Aluminium framed folding door fitted with double clear glass (insulated glass unit) with metal handles and lockset.</p> <p><b>STORE UNDER STAIRCASE</b> Timber door finished with lacquer fitted with metal hinges.</p> <p><b>THEATRE</b> Solid core timber finished with lacquer fitted with metal hinges, closer, lever handles and lockset.</p> <p><b>BATHROOM 1</b> Solid core timber finished with lacquer fitted with metal hinges, closer, lever handles and lockset.</p> <p><b>CORRIDOR AT 2/F TO ALL ROOMS</b> Sliding door finished with lacquer and metal and fitted with metal handles and lockset.</p> <p><b>MASTER BATHROOM</b> Sliding door finished with lacquer, wood veneer and metal and fitted with metal handles and lockset. Glass door with stainless steel door frame.</p>

Unit A, No. 31 Blue Pool Road

Item	Description
<b>3. Interior Fittings</b>	
<b>a. Doors</b>	<p><b>STUDY ROOM</b> Glass door with metal frame fitted with metal hinges, handles and lockset.</p> <p><b>BATHROOM 2</b> Solid core timber finished with lacquer fitted with metal hinges, closer, lever handles and lockset.</p> <p><b>BALCONY</b> Aluminium frame with double clear glass (insulated glass unit) with intergrated internal blinds. Door is fitted with metal hinges, handles and lockset.</p> <p><b>DOOR TO FLAT ROOF</b> Aluminium framed door is fitted with double clear glass (insulated glass unit). Door is fitted with metal hinges, handles and lockset.</p> <p><b>DOOR TO WATER HEATER AREA</b> Metal door finished with lacquer on the internal side fitted with metal hinges, lever handles and lockset.</p>
<b>b. Bathroom</b>	<p><b>BATHROOM 1</b> Bathroom 1 is fitted with natural stone countertop on wooden cabinet finished with wood and mirror with mirror demister. Fittings and equipments include vitreous china water closet and wash basin with chrome-plated mixers, heated towel rail and paper holder. Shower cubicle is fitted with chrome-plated shower set. Air extraction system inside false ceiling are provided.</p> <p><b>BATHROOM 2</b> Bathroom 2 is fitted with natural stone countertop on wooden cabinet finished with wood and mirror with mirror demister. Fittings and equipments include vitreous china water closet and wash basin with chrome-plated mixers, heated towel rail and paper holder. Shower cubicle is fitted with chrome-plated shower set. VRV air conditioner and air extraction system inside false ceiling are provided.</p> <p><b>MASTER BATHROOM</b> Master bathroom is fitted with natural stone countertop on wooden cabinet finished with mirror and lacquer and mirror with mirror demister. Fittings and equipments include intelligent water closet and wash basin with chrome-plated mixers and bath tub (sizes 1900mm(L) x 950mm(W) x 830mm(H)) with chrome-plated mixers, bath TV, heated towel rail, towel bar and paper holder. Shower cubicle is fitted with chrome-plated shower set with steam generator. VRV air conditioner and air extraction system inside false ceiling are provided. Please refer to item 3(j) for the type and material of water supply system. For further information of fittings and equipments, please also refer to the “Appliances Schedule”.</p>
<b>c. Bedroom</b>	No Fittings.
<b>d. Telephone</b>	Telephone connection points are provided for living / dining room, family room, theatre, study room and master bedroom. For the number please refer to the “Schedule of Mechanical & Electrical Provision of Residential Units”.

Item	Description
<b>3. Interior Fittings</b>	
<b>e. Aerials</b>	TV/FM outlets for local TV/FM radio programmers are provided in living / dining room, family room, study room and master bedroom. For the number and location of connection points and assess points, please refer to the “Schedule of Mechanical & Electrical Provision of Residential Units”.
<b>f. Electrical installations</b>	Three-Phase electricity supply with miniature circuit breakers distribution boards completed with residual-current device is provided. Socket outlets are provided in all living / dining room, foyer, family room, theatre, study room, bathrooms, master bathroom, walk-in closet 1, balcony of study room, staircase, courtyard, garage and flat roof. Conduit wiring concealed in wall and slab soffit or in trucking system, or enclosed in false ceilings, bulkhead and cabinets. Power supply for integrated blind system at curtain wall is provided. Home automation (HA) control switches and panels are installed at living / dining room, foyer, theatre, family room, master bedroom, walk-in closet 1, study room, 1/F staircase and 2/F staircase. HA system includes control of air-conditioning system, integrated blind, window curtain, lighting/scene setting, garage shutter, panic alarm, video door phone and broadcast messaging, monitoring of CCTV of lift laarm and panic alarm switch. For the number of power points and air-conditioner points, please refer to the “Schedule of Mechanical & Electrical Provisions of Residential Units”.
<b>g. Gas supply</b>	Towngas supply pipes are provided and connected to gas water heaters.
<b>h. Water supply</b>	Concealed PVC coated copper pipes are provided for both hot and cold water. Hot water supply is provided by the temperature modulated circulating type gas water heaters installed on the roof.
<b>4. Miscellaneous</b>	
<b>a. Lifts</b>	One “Schindler 5500” passenger lift serving G/F, 1/F and 2/F is provided for each unit.
<b>b. Letter box</b>	Stainless steel letter box with decorative light strip is provided for each unit.
<b>c. Refuse Collection</b>	One refuse storage and material recovery chamber is provided on G/F of the plant room house for collection of refuse by cleaners from each unit.
<b>d. Water meter, electricity meter and gas meter</b>	Separate water meter for each unit is provided at master meter room. Separate electricity is provided at L.V. switchroom at the plant room house. Separate Towngas meter for each unit is provided inside the gas meter room at G/F of each unit.
<b>5. Security facilities</b>	
	CCTV cameras are installed at foyer, yard, garage and roof. Panic alarm buttons are installed at living / dining room, 1/F staircase and master bedroom. Common fault signals from lift and panic alarms are connected to the guardhouse. For security system in public areas, long range readers for car access control, remote controls for main gate, smart card and security code access control panel are provided at the property gate. CCTV and laser scan detectors are installed inside the Development.
<b>6. Appliances</b>	
	For brand name and model number of appliances, please refer to the “Appliances Schedule for typical units”.

The Vendor undertakes that if lifts or appliances of the specified brand name or model number as stated respectively in items 4(a) and 6 above are not installed in the Development, lifts or appliances of comparable quality will be installed.



## 藍塘道31號B單位

細項	描述
<b>1. 外部裝修物料</b>	
<b>a. 外牆</b>	<b>單位外牆</b> 單位外飾面為天然石材、幕牆、玻璃牆及鋁質百葉板。幕牆質料採用鋁框雙層透明玻璃(中空玻璃)，內側裝有窗簾。玻璃牆採用鋁框雙層透明玻璃(中空玻璃)。天台層鋪飾天然石材、鋁板及鋁質百葉板。單位圍牆採用天然石材及透明強化玻璃欄杆。 <b>公眾地方外牆</b> 現有砌石牆及分隔屏鋪天然石材、混凝土護土牆鋪飾天然石材、同質牆及安裝垂直綠化牆。
<b>b. 窗</b>	浴室鋁窗框安裝雙層酸蝕玻璃(中空玻璃)及鋁質百葉板。
<b>c. 窗台</b>	不適用。
<b>d. 花槽</b>	<b>單位花槽</b> 天台及庭院盆栽採用天然石飾面及不銹鋼飾面。 <b>公共地方的花槽</b> 於混凝土護土牆及機房的花槽飾天然石材。設備通道的花槽鋪飾天然石材及髹乳膠漆。
<b>e. 陽台或露台</b>	所有露台均鋪設高台室外木地板。 位於客/飯廳的露台是部分有蓋。 位於睡房1的露台是部分有蓋。 位於健身室的露台是完全有蓋。 住宅物業中沒有陽台。
<b>f. 乾衣設施</b>	不適用。
<b>2. 室內裝修物料</b>	
<b>a. 大堂</b>	不適用。
<b>b. 內牆及天花板</b>	<b>內牆</b> 客/飯廳內牆鋪設木板亮漆及牆紙。 玄關內牆鋪設木板亮漆飾面、鏡及木紋飾板。 起居室鋪設木板亮漆飾面、牆紙及不銹鋼飾面。 遊戲房鋪設木板亮漆飾面、不銹鋼及牆紙。 健身室鋪設木紋飾面、玻璃及鏡。 睡房1設木板亮漆飾面、不銹鋼、布屏及牆紙。 步入式衣帽間1內牆鋪設天然石材、木板亮漆飾面及鏡。 步入式衣帽間2內牆設木板亮漆飾面及鏡。 儲物室1內牆鋪設牆紙。 儲物室2設髹乳膠漆飾面。 <b>天花板</b> 客/飯廳、起居室、遊戲房、健身室步入式衣帽間1、步入式衣帽間2、儲物室1、儲物室2及睡房1天花裝設石膏板、髹乳膠漆。

細項	描述
<b>2. 室內裝修物料</b>	
<b>c. 內部地板</b>	<b>室內地板</b> 客/飯廳及玄關採用天然石材地板。 起居室、遊戲房、健身室、睡房1、步入式衣帽間1及步入式衣帽間2鋪砌複合木地板。 儲物室1及儲物室2鋪砌瓷磚。 <b>地腳線</b> 客/飯廳、玄關、起居室、健身室、步入式衣帽間1、儲物室1及睡房1裝設木板亮漆飾面腳線。 遊戲房裝設不銹鋼腳線。
<b>d. 浴室</b>	<b>浴室1,2及3</b> 內牆外露部份鋪飾天然石材至假天花位置。天然石材地板鋪設於地板外露部份。天花裝設石膏板髹瓷漆。 <b>洗手間</b> 內牆外露部份鋪飾天然石材及木板亮漆飾面至假天花位置。天然石材地板鋪設於地板外露部份。天花裝設石膏板髹瓷漆。 <b>多用途浴室</b> 內牆及地台外露部份鋪飾瓷磚至假天花位置。天花裝設石膏板髹瓷漆。
<b>e. 廚房</b>	<b>地下廚房</b> 內牆鋪砌不銹鋼板及天然石材至假天花位置，廚櫃遮蓋範圍鋪瓷磚。天然石地台。假天花裝設石膏板髹瓷漆。灶台裝修物料為人造石。廚房中島物料為天然石。 <b>一樓廚房</b> 內牆鋪砌牆紙至假天花位置。地台外露部份鋪飾瓷磚。腳線鋪設木紋飾板。天花裝設石膏板髹瓷漆。灶台裝修物料為人造石材。
<b>3. 室內裝置</b>	
<b>a. 門</b>	<b>單位正門入口</b> 金屬門鑲飾複合木板，裝設金屬鉸、氣鼓、門把及門鎖。 <b>通往車房</b> 亮漆實心防火木門，裝設金屬鉸、氣鼓、水平門把及門鎖。 <b>玄關通往玄關</b> 亮漆及玻璃飾面實心防火木門，裝設金屬鉸、氣鼓、水平門把及門鎖。 <b>玄關通往廚房</b> 亮漆實心防火木門，裝設金屬鉸、氣鼓、水平門把及門鎖。 <b>喉管房</b> 天然石飾面實心防火木門，裝設金屬鉸、氣鼓、推按式開關及門把。 <b>廚房通往小巷</b> 金屬門鑲飾複合木板，外側有青銅裝飾細節，內側為亮漆飾面，裝設金屬鉸、水平門把及門鎖。 <b>廚房通往升降機</b> 亮漆實心防火木門，裝設金屬鉸、氣鼓、水平門把及門鎖。 <b>升降機通往客/飯廳</b> 亮漆實心防火木門，裝設金屬鉸、氣鼓、水平門把及門鎖。 <b>廚房通往客/飯廳</b> 亮漆實心防火木門，裝設金屬鉸、氣鼓、水平門把及門鎖。

### 藍塘道31號B單位

細項	描述
<b>3. 室內裝置</b>	
<b>a. 門</b>	<p><b>廚房通往庭院</b> 鋁框摺疊門鑲飾雙層透明玻璃(中空玻璃)，裝設金屬門把及門鎖。</p> <p><b>客/飯廳通往庭院</b> 鋁框摺疊門鑲飾雙層透明玻璃(中空玻璃)，裝設金屬門把及門鎖。</p> <p><b>洗手間</b> 亮漆飾面實心木門，裝設金屬鉸、氣鼓、水平門把及門鎖。</p> <p><b>一樓廚房</b> 亮漆飾面實心防火木門，裝設金屬鉸、氣鼓及水平門把。</p> <p><b>儲物室1</b> 膠板飾面實心防火木門，裝設金屬鉸、氣鼓及水平門把。</p> <p><b>多用途房浴室</b> 膠板飾面及木紋飾面實心木門，裝設金屬鉸、氣鼓、水平門把及門鎖。</p> <p><b>儲物室2</b> 牆紙飾面木門，裝設金屬鉸、氣鼓、水平門把及門鎖。</p> <p><b>升降機通往起居室</b> 亮漆飾面實心木門，裝設金屬鉸、氣鼓及水平門把。</p> <p><b>遊戲房</b> 亮漆飾面實心木門，裝設金屬鉸、氣鼓、門把及門鎖。</p> <p><b>浴室1</b> 亮漆飾面實心木門，裝設金屬鉸、氣鼓、水平門把及門鎖。</p> <p><b>睡房1</b> 亮漆飾面及不銹鋼飾面趟門，裝設金屬門把及門鎖。</p> <p><b>步入式衣帽間2</b> 亮漆飾面趟門，裝設金屬門把及門鎖。</p> <p><b>浴室2</b> 亮漆飾面實心木門，裝設金屬鉸、氣鼓、水平門把及門鎖。</p> <p><b>樓梯通往升降機</b> 亮漆飾面實心木門，裝設金屬鉸、氣鼓及水平門把。</p> <p><b>升降機通往步入式衣帽間1</b> 亮漆飾面實心木門，裝設金屬鉸、氣鼓及水平門把。</p> <p><b>健身室</b> 金屬框玻璃門，裝設金屬鉸、門把及門鎖。</p> <p><b>浴室3</b> 木紋飾面實心趟門。</p> <p><b>露台</b> 鋁框雙層透明玻璃(中空玻璃)門，內側裝有窗簾。門裝設金屬鉸、門把及門鎖。</p> <p><b>平台門</b> 鋁框門鑲飾雙層透明玻璃(中空玻璃)。門裝設金屬鉸、門把及門鎖。</p> <p><b>熱水爐區域門</b> 金屬門，內側鋪飾亮漆飾面，裝設金屬鉸、水平門把及門鎖。</p>

細項	描述
<b>3. 室內裝置</b>	
<b>b. 浴室</b>	<p><b>浴室1</b> 浴室1均設天然石材檯面，配以亮漆面木櫃和裝有鏡底除霧貼的鏡面。裝置及設備包括陶瓷座廁及釉面洗手盆連鍍鉻冷熱水龍頭、加熱毛巾架及廁紙座。淋浴間裝設鍍鉻花灑水龍頭，另提供可變冷煤流量空調系統和假天花抽風系統。</p> <p><b>浴室2</b> 浴室2裝設天然石材檯面，配以鏡面，玻璃，不銹鋼及亮漆面木櫃和裝有鏡底除霧貼的鏡面。裝置及設備包括智能座廁及洗手盆連鍍鉻冷熱水龍頭及浴缸(尺寸1700毫米(長)x 800毫米(闊)x 660毫米(高))連鍍鉻冷熱水龍頭、毛巾杆及廁紙座。淋浴間裝設鍍鉻花灑水龍頭。另提供可變冷煤流量空調系統和假天花抽風系統。</p> <p><b>浴室3</b> 浴室3均設金屬架和裝有鏡底除霧貼的鏡面。裝置及設備包括陶瓷座廁及天然石材洗手盆連鍍鉻冷熱水龍頭及按摩浴缸(尺寸1700毫米(長)x750毫米(闊)x630毫米(高))連鍍鉻冷熱水龍頭、毛巾架及廁紙座。淋浴間裝設鍍鉻花灑水龍頭，另提供可變冷煤流量空調系統和假天花抽風系統。</p> <p><b>洗手間</b> 洗手間裝置及設備包括陶瓷座廁、天然石材洗手盆連鍍鉻冷熱水龍頭、毛巾杆、廁紙座及鏡。另提供可變冷煤流量空調系統和假天花抽風系統。</p> <p><b>多用途浴室</b> 多用途浴室裝設陶瓷座廁及洗手盆連鍍鉻冷熱水龍頭、及廁紙座。淋浴間設有鍍鉻花灑水龍頭，另提供抽氣系統。 有關供水系統的類型和用料，請參閱第3(j)項。 裝置及設備的進一步詳情亦請參閱「設備附表」。</p>
<b>c. 廚房</b>	<p><b>地下廚房</b> 廚櫃裝設亮漆面MDF櫃門，地櫃櫃身採用膠板飾面。廚櫃裝有不銹鋼洗滌盆、鍍鉻洗滌盆冷熱水龍頭、3頭中式煤氣煮食爐、單頭嵌裝式煤氣煮食爐、BBQ烤爐、雙頭嵌裝式電磁煮食爐、嵌入式焗爐、嵌入式電微波爐、嵌入式電蒸爐、咖啡機、洗碗碟機、嵌入式冷藏櫃、嵌入式酒窖、抽油煙機、煤氣熱水爐搖控裝置，另假天花內置可變冷煤流量空調機及抽氣系統。</p> <p><b>一樓廚房</b> 廚櫃裝設膠板飾面櫃門及櫃身，灶台裝修物料為人造石。廚櫃裝有不銹鋼洗滌盆、鍍鉻洗滌盆冷熱水龍頭、嵌入式雙頭電磁爐、嵌入式微波爐、嵌入式雪櫃、抽油煙機、洗衣機、乾衣機、嵌入式洗衣乾衣機。假天花內置可變冷煤流量空調機及抽氣系統。 有關供水設備的用料，請參閱第3(j)項。 裝置及設備的進一步詳情亦請參閱「設備附表」。</p>
<b>d. 睡房</b>	沒有裝置。
<b>e. 電話</b>	地下廚房、客/飯廳、1樓廚房、遊戲房、睡房1及健身室均設專用電話接駁點。有關接駁點及接收點數目及位置請參閱「住宅單位機電裝置附表」。
<b>f. 天線</b>	客/飯廳、遊戲房、睡房1及健身室均設本地電視/FM電台節目的電視/電台插座。有關接駁點及接收點數目及位置請參閱「住宅單位機電裝置附表」。



### 藍塘道31號B單位

細項	描述
<b>3. 室內裝置</b>	
<b>g. 電力裝置</b>	<p>裝設三相電源連微型斷路器配電箱，附設電流式漏電斷路器。所有客/飯廳、玄關、起居室、遊戲房、睡房1、步入式衣帽間、健身室、浴室、健身室露台、廚房、儲物室、洗手間、樓梯、庭院、車房及平台均裝有電插座。導電式電線隱裝入牆和地台板底部或採用線槽系統，又或隱裝於假天花、假樑及櫃內。幕牆綜合式窗簾系統有電源供應。</p> <p>客/飯廳、地下廚房、一樓廚房、遊戲房、睡房1及健身室裝設家居自動化控制開關及控制屏。家居自動化系統可控制空調機、綜合式窗簾、窗簾、照明/風景佈置、車房捲閘、緊急求救警鐘及視像大門對講電話和廣播訊息系統，並可監察電梯警鐘閉路電視及緊急求救警鐘開關。</p> <p>有關電源點及空調接駁點數目請參閱「住宅單位機電裝置附表」。</p>
<b>h. 氣體供應</b>	裝有煤氣管接至三頭中式煤氣煮食爐、單頭嵌裝式煤氣煮食爐及煤氣熱水爐。
<b>i. 洗衣機接駁點</b>	裝有洗衣機排水喉位及供水喉位。 有關接駁點位置請參閱「住宅單位機電裝置附表」。
<b>j. 供水</b>	冷熱水均採用隱裝式聚氯乙稀塗層銅管。 供應熱水的循環式恆溫煤氣熱水爐安裝於天台。
<b>4. 雜項</b>	
<b>a. 升降機</b>	每個單位各設一部「Schindler 5500」載客電梯上落地下、1樓及2樓。
<b>b. 信箱</b>	每個單位各設裝飾燈條不銹鋼信箱。
<b>c. 垃圾收集</b>	地下總機房設有一個垃圾儲存及物料回收室，供清潔工人由每單位收集垃圾。
<b>d. 水錶、電錶及氣體錶</b>	每個單位的獨立水錶設於主水錶房。獨立電錶設於地下總機器房的低壓電掣房。每個單位的獨立煤氣錶自設於地下錶房。
<b>5. 保安設施</b>	
	入口大堂、天井、車房及天台均裝有閉路電視攝錄機。客/飯廳、1樓樓梯及主人睡房裝有緊急求救警鐘按鈕。電梯及緊急求救警鐘故障訊號接通至保安護衛室。公眾地方保安系統包括物業入口大閘的車輛出入長距離閱讀器、大閘遙控裝置、智能卡及保安編碼出入控制屏。發展項目內裝設閉路電視和鐳射探測器。
<b>6. 設備</b>	
	設備的品牌名稱及型號請參閱「標準單位設備說明」。

## Unit B, No. 31 Blue Pool Road

Item	Description
<b>1. Exterior Finishes</b>	
<b>a. External wall</b>	<p><b>EXTERNAL WALL OF UNIT</b> Units are finished with natural stone, curtain wall, window wall and aluminium louvres. Curtain wall is composed of aluminium frame with double clear glass (insulated glass unit) fitted with integrated internal blinds. Window wall is composed of aluminium frame with double clear glass (insulated glass unit). Roof floor is finished with natural stone, aluminium cladding and aluminium louvers. Fence wall of units are finished with natural stone and clear tempered glass balustrade.</p> <p><b>EXTERNAL WALL OF PUBLIC AREA</b> Existing masonry wall and screen wall are finished with natural stone, concrete retaining wall are finished with natural stone, homogenous tiles and vertical green wall.</p>
<b>b. Window</b>	Aluminium window frame is fitted with double acid-etched glass (insulated glass unit) and aluminium louvre.
<b>c. Bay Window</b>	Not applicable.
<b>d. Planter</b>	<p><b>PLANTER OF UNIT</b> Planters on roof and courtyard are finished with natural stone and stainless steel.</p> <p><b>PLANTER OF PUBLIC AREA</b> Planters at concrete retaining wall and plant room house are finished with natural stone. Planters at service corridor are finished with natural stone and emulsion paint.</p>
<b>e. Verandah or Balcony</b>	All Balconies' floors are finished with raised external timber flooring. Balcony located in living / dining room is partially covered. Balcony located in bedroom 1 is partially covered. Balcony located in gym room is fully covered. There is no verandah in the residential properties.
<b>f. Drying facilities for clothing</b>	Not applicable.
<b>2. Interior Finishes</b>	
<b>a. Lobby</b>	Not applicable.
<b>b. Internal wall and ceiling</b>	<p><b>INTERNAL WALL</b> Internal walls of living / dining room are finished with timber with lacquer and wall paper. Foyer is finished with timber with lacquer, mirror and timber veneer. Family room is finished with timber with lacquer, wall paper and stainless steel. Games room is finished with timber with lacquer, stainless steel and wall paper. Gym room is finished with timber veneer, glass and mirror. Bedroom 1 is finished with timber with lacquer, stainless steel, fabric panel and wall paper. Walk-in closet 1 is finished with natural stone, timber with lacquer and mirror. Walk-in closet 2 is finished with timber with lacquer and mirror. Store room 1 is finished with wall paper. Store room 2 is finished with emulsion paint.</p> <p><b>CEILING</b> Ceiling at living / dining room, family room, games room, gym room, walk-in closet 1, walk-in closet 2, storeroom 1, storeroom 2 and bedroom 1 are finished with gypsum board with emulsion paint.</p>

Item	Description
<b>2. Interior Finishes</b>	
<b>c. Internal floor</b>	<p><b>INTERNAL FLOOR</b> Living / dining Room and foyer are finished with natural stone. Family room, games room, gym room, bedroom 1, walk-in closet 1 and walk-in closet 2 are finished with engineered timber flooring. Store room 1 and Store room 2 are finished with ceramic tiles.</p> <p><b>SKIRTING</b> Living / dining room, foyer, family room, gym room, walk-in closet 1, store room 1 and bedroom 1 are finished with timber with lacquer. Games room are finished with stainless steel.</p>
<b>d. Bathroom</b>	<p><b>BATHROOM 1, 2 &amp; 3</b> Internal walls are finished with natural stone where exposed up to the false ceiling. Floor is finished with natural stone where exposed. False ceiling is fitted with gypsum board finished with enamel paint.</p> <p><b>LAVATORY</b> Internal walls are finished with natural stone and timber with lacquer where exposed up to the false ceiling. Floor is finished with natural stone where exposed. False ceiling is fitted with gypsum board and finished with enamel paint.</p> <p><b>UTILITY BATHROOM</b> Internal walls and floor are finished with ceramic tiles where exposed up to false ceiling. False ceiling is fitted with gypsum board and finished with enamel paint</p>
<b>e. Kitchen</b>	<p><b>G/F KITCHEN</b> Internal walls are finished with stainless steel panel and natural stone up to false ceiling and ceramic tiles for those areas covered by kitchen cabinet. Floor is finished with natural stone. False ceiling is fitted with gypsum board and finished with enamel paint. Cooking bench is finished with artificial stone. Kitchen island is finished with natural stone.</p> <p><b>1/F KITCHEN</b> Internal walls are finished with wall paper where exposed up to false ceiling. False ceiling is fitted with gypsum board and finished with enamel paint. Floor is finished with ceramic tiles. Skirting is finished with timber veneer. Cooking bench is finished with artificial stone.</p>

Unit B, No. 31 Blue Pool Road

Item	Description
<b>3. Interior Fittings</b>	
<b>a. Doors</b>	<p><b>MAIN ENTRANCE OF UNIT</b> Metal door are finished with engineered timber panel fitted with metal hinges, closer, door handles and lockset.</p> <p><b>FOYER TO GARAGE</b> Fire-rated solid core timber door finished with lacquer and fitted with metal hinges, closer, handles and lockset.</p> <p><b>FOYER TO FOYER</b> Fire-rated solid core timber door finished with lacquer and fitted with metal hinges, closer, handles and lockset.</p> <p><b>FOYER TO KITCHEN</b> Fire-rated solid core timber door finished with lacquer and fitted with metal hinges, closer, handles and lockset.</p> <p><b>PIPE DUCT</b> Fire-rated solid core timber door finished with nature stone and fitted with metal hinges, closer, push-opener and handles.</p> <p><b>KITCHEN TO SIDE LANE</b> Metal door finished with engineered timber panel and bronze trim on the external side and lacquer on the internal side fitted with metal hinges, lever handles and lockset.</p> <p><b>KITCHEN TO LIFT</b> Fire-rated solid core timber door finished with lacquer and fitted with metal hinges, closer, handles and lockset.</p> <p><b>LIFT TO LIVING / DINING ROOM</b> Solid core timber door finished with lacquer and fitted with metal hinges, closer, handles and lockset.</p> <p><b>KITCHEN TO LIVING / DINING ROOM</b> Fire-rated solid core timber door finished with lacquer and fitted with metal hinges, closer, handles and lockset.</p> <p><b>KITCHEN TO COURTYARD</b> Aluminium framed folding door fitted with double clear glass (insulated glass unit) with metal handles and lockset.</p> <p><b>LIVING/ DINING ROOM TO COURTYARD</b> Aluminium framed folding door fitted with double clear glass (insulated glass unit) with metal handles and lockset.</p> <p><b>LAVATORY</b> Timber door finished with lacquer and fitted with metal hinges, closer, handles and lockset.</p> <p><b>1/F KITCHEN</b> Fire-rated solid core timber door finished with lacquer and fitted with metal hinges, closer and handles.</p> <p><b>STORE ROOM 1</b> Fire-rated solid core timber door finished with plastic laminate and fitted with metal hinges, closer and handles.</p> <p><b>BATHROOM IN UTILITY ROOM</b> Solid core timber door finished with plastic laminate wood veneer and fitted with metal hinges, closer, handles and lockset.</p>

Item	Description
<b>3. Interior Fittings</b>	
<b>a. Doors</b>	<p><b>STORE ROOM 2</b> Timber door finished with wall paper and fitted with metal hinges, closer, handles and lockset.</p> <p><b>LIFT TO FAMILY ROOM</b> Solid core timber door finished with lacquer and fitted with metal hinges, closer and handles.</p> <p><b>GAMES ROOM</b> Solid core timber door finished with lacquer and fitted with metal hinges, closer, handles and lockset.</p> <p><b>BATHROOM 1</b> Timber door finished with lacquer and fitted with metal hinges, closer, handles and lockset.</p> <p><b>BEDROOM 1</b> Sliding door finished with lacquer and stainless steel and fitted with metal handles and lockset.</p> <p><b>WALK-IN CLOSET 2</b> Sliding door finished with lacquer and fitted with metal handles and lockset.</p> <p><b>BATHROOM 2</b> Timber door finished with lacquer and fitted with metal hinges, closer, handles and lockset.</p> <p><b>STAIRCASE TO LIFT</b> Solid core timber door finished with lacquer and fitted with metal hinges, closer and handles.</p> <p><b>LIFT TO WALK-IN CLOSET 1</b> Solid core timber door finished with lacquer and fitted with metal hinges, closer and handles.</p> <p><b>GYM ROOM</b> Glass door with metal frame fitted with metal hinges, handles and lockset.</p> <p><b>BATHROOM 3</b> Sliding door finished with wood veneer.</p> <p><b>BALCONY</b> Aluminium frame with double clear glass (insulated glass unit) with intergrated internal blinds. Door is fitted with metal hinges, handles and lockset.</p> <p><b>DOOR TO FLAT ROOF</b> Aluminium framed door is fitted with double clear glass (insulated glass unit). Door is fitted with metal hinges, handles and lockset.</p> <p><b>DOOR TO WATER HEATER AREA</b> Metal door finished with lacquer on the internal side fitted with metal hinges, lever handles and lockset.</p>

## Unit B, No. 31 Blue Pool Road

Item	Description
<b>3. Interior Fittings</b>	
<b>b. Bathroom</b>	<p><b>BATHROOM 1</b> Bathroom 1 is fitted with natural stone countertop on wooden cabinet finished with wood and mirror with mirror demister. Fittings and equipments include vitreous china water closet and wash basin with chrome-plated mixers, heated towel rail and paper holder. Shower cubicle is fitted with chrome-plated shower set. VRV air conditioner and air extraction system inside false ceiling are provided.</p> <p><b>BATHROOM 2</b> Bathroom 2 is fitted with natural stone countertop on wooden cabinet finished with mirror, glass, stainless steel and lacquer and mirror with mirror demister. Fittings and equipments include intelligent water closet and wash basin with chrome-plated mixers and bath tub (sizes 1700mm(L) x 800mm(W) x 660mm(H)) with chrome-plated mixers, towel bar and paper holder. Shower cubicle is fitted with chrome-plated shower set. VRV air conditioner and air extraction system inside false ceiling are provided.</p> <p><b>BATHROOM 3</b> Bathroom 3 is fitted with metal rack and mirror with mirror demister. Fittings and equipments include vitreous china water closet and natural stone wash basin with chrome-plated mixers and massage bath tub (sizes 1700mm(L) x 750mm(W) x 630mm(H)) with chrome-plated mixers, towel rail and paper holder. Shower cubicle is fitted with chrome-plated shower set. VRV air conditioner and air extraction system inside false ceiling are provided.</p> <p><b>LAVATORY</b> Lavatory is fitted with fittings and equipments include ceramic water closet and natural stone wash basin, towel bar, paper holder and mirror. VRV air conditioner and air extraction system inside false ceiling are provided.</p> <p><b>UTILITY BATHROOM</b> Utility bathroom is fitted with ceramic water closet and wash basin with chrome plated basin mixer and paper holder. Shower cubicle is fitted with chrome-plated shower set. Air extraction system is provided. Please refer to item 3(j) for the type and material of water supply system. For further information of fittings and equipments, please also refer to the “Appliances Schedule”.</p>
<b>c. Kitchen</b>	<p><b>G/F KITCHEN</b> Kitchen cabinet fitted with MDF cabinet door in lacquer finish, base cabinet carcass in plastic laminate finish. Cabinet is fitted with stainless steel sink, chrome-plated sink mixer, 3-burner Chinese gas stove system, single-head gas hob, BBQ hob, dual-head induction hob, built-in oven, built-in electric microwave oven, built-in electric steam oven, coffee machine, dishwasher, built-in freezer, built-in wine cellar, exhaust hood, gas water heater remote control. VRV air conditioner and air extraction system inside false ceiling are provided.</p> <p><b>1/F KITCHEN</b> Kitchen cabinet fitted with cabinet door and carcass in plastic laminate finish. Cooking bench is finished with artificial stone. Cabinet fitted with stainless steel sink, chrome-plated sink mixer, built-in dual head induction hob, built-in electric microwave oven, built-in refrigerator, exhaust hood, washer, dryer and built-in washer dryer. VRV air conditioner and air extraction system inside false ceiling are provided. Please refer to item 3(j) for the material of water supply system. For further information of fittings and equipments, please also refer to the “Appliances Schedule”.</p>

Item	Description
<b>3. Interior Fittings</b>	
<b>d. Bedroom</b>	No Fittings.
<b>e. Telephone</b>	Telephone connection points are provided for G/F kitchen, living / dining room, 1/F kitchen, games room, bedroom 1 and gym room. For the number please refer to the “Schedule of Mechanical & Electrical Provision of Residential Units”.
<b>f. Aerials</b>	TV/FM outlets for local TV/FM radio programmers are provided in living / dining room, games room, bedroom 1 and gym room. For the number and location of connection points and assess points, please refer to the “Schedule of Mechanical & Electrical Provision of Residential Units”.
<b>g. Electrical installations</b>	Three-Phase electricity supply with miniature circuit breakers distribution boards completed with residual-current device is provided. Socket outlets are provided in all living / dining room, foyer, family room, games room, bedroom 1, walk-in closets, gym room, bathrooms, balcony of gym room, kitchens, store rooms, lavatory, staircase, courtyard, garage and flat roof. Conduit wiring concealed in wall and slab soffit or in trucking system, or enclosed in false ceilings, bulkhead and cabinets. Power supply for integrated blind system at curtain wall is provided. Home automation (HA) control switches and panels are installed at living / dining room, G/F kitchen, 1/F kitchen, games room, bedroom 1 and gym room. HA system includes control of air-conditioning system, integrated blind, window curtain, lighting/scene setting, garage shutter, panic alarm, video door phone and broadcast messaging, monitoring of CCTV of lift laarm and panic alarm switch. For the number of power points and air-conditioner points, please refer to the “Schedule of Mechanical & Electrical Provisions of Residential Units”.
<b>h. Gas supply</b>	Towngas supply pipes are provided and connected to 3-burner Chinese gas stove system, single-head gas hob, and gas water heaters.
<b>i. Washing machine connection point</b>	Drain point and water point are provided for washing machine. For location of connection points, please refer to the “Schedule of Mechanical & Electrical Provisions of Residential Units”.
<b>j. Water supply</b>	Concealed PVC coated copper pipes are provided for both hot and cold water. Hot water supply is provided by the temperature modulated circulating type gas water heaters installed on the roof.
<b>4. Miscellaneous</b>	
<b>a. Lifts</b>	One “Schindler 5500” passenger lift serving G/F, 1/F and 2/F is provided for each unit.
<b>b. Letter box</b>	Stainless steel letter box with decorative light strip is provided for each unit.
<b>c. Refuse Collection</b>	One refuse storage and material recovery chamber is provided on G/F of the plant room house for collection of refuse by cleaners from each unit.
<b>d. Water meter, electricity meter and gas meter</b>	Separate water meter for each unit is provided at master meter room. Separate electricity is provided at L.V. switchroom at the plant room house. Separate Towngas meter for each unit is provided inside the gas meter room at G/F of each unit.



## Unit B, No. 31 Blue Pool Road

Item	Description
5. Security facilities	
	<p>CCTV cameras are installed at foyer, yard, garage and roof. Panic alarm buttons are installed at G/F kitchen, 1/F kitchen, bedroom 1 and 2/F staircase. Common fault signals from lift and panic alarms are connected to the guardhouse.</p> <p>For security system in public areas, long range readers for car access control, remote controls for main gate, smart card and security code access control panel are provided at the property gate. CCTV and laser scan detectors are installed inside the Development.</p>
6. Appliances	
	<p>For brand name and model number of appliances, please refer to the “Appliances Schedule for typical units”.</p>

### 藍塘道35號A單位

細項	描述
<b>1. 外部裝修物料</b>	
<b>a. 外牆</b>	<p><b>單位外牆</b> 單位外飾面為天然石材、幕牆、玻璃牆及鋁質百葉板。幕牆質料採用鋁框雙層透明玻璃(中空玻璃)，內側裝有窗簾。玻璃牆採用鋁框雙層透明玻璃(中空玻璃)。天台層鋪飾天然石材、鋁板及鋁質百葉板。單位圍牆採用天然石材及透明強化玻璃欄杆。</p> <p><b>公眾地方外牆</b> 現有砌石牆及分隔屏鋪飾天然石材、混凝土護土牆鋪飾天然石材、同質牆及安裝垂直綠化牆。</p>
<b>b. 窗</b>	浴室鋁窗框安裝雙層酸蝕玻璃(中空玻璃)及鋁質百葉板。
<b>c. 窗台</b>	不適用。
<b>d. 花槽</b>	<p><b>單位花槽</b> 天台盆栽採用天然石飾面。 天台及庭院盆栽採用玻璃纖維飾面。</p> <p><b>公共地方的花槽</b> 於混凝土護土牆及機房的花槽鋪飾天然石材。設備通道的花槽鋪飾天然石材及髹乳膠漆。</p>
<b>e. 陽台或露台</b>	所有露台均鋪設高台外部木地板。 位於客廳的露台是部分有蓋。 位於主人睡房的露台是部分有蓋。 位於書房的露台是完全有蓋。 住宅物業中沒有陽台。
<b>f. 乾衣設施</b>	不適用。
<b>2. 室內裝修物料</b>	
<b>a. 大堂</b>	不適用。
<b>b. 內牆及天花板</b>	<p><b>內牆</b> 客廳及飯廳內牆鋪設天然石材、木板瓷漆飾面、鏡、玻璃及牆紙。 起居室內牆鋪設天然石材、木板瓷漆飾面、亮漆飾面、鏡、玻璃、牆紙、布屏及不銹鋼。 書房內牆鋪設木板瓷漆飾面及布屏。 主人睡房鋪設木板瓷漆飾面、布屏及不銹鋼。</p> <p><b>天花板</b> 客廳、飯廳、起居室、書房及主人睡房天花裝設漆玻璃纖維強化石膏及石膏板髹乳膠漆。</p>
<b>c. 內部地板</b>	<p><b>室內地板</b> 客廳及飯廳鋪設天然石材地板。 起居室、書房、主人睡房及主人睡房旁的衣帽間鋪設複合木地板。</p> <p><b>地腳線</b> 客廳及飯廳、起居室、主人睡房及書房裝設木板瓷漆飾面腳線。</p>
<b>d. 浴室</b>	<b>浴室1及2</b> 內牆外露部份鋪飾天然石材至假天花位置。天然石材鋪設於地板外露部份。假天花裝設石膏板髹防水乳膠漆。

細項	描述
<b>2. 室內裝修物料</b>	
<b>d. 浴室</b>	<p><b>主人浴室</b> 內牆外露部份鋪飾天然石材至假天花位置。天然石材鋪設於地板外露部份。假天花裝設石膏板髹防水乳膠漆。桑拿房天花裝設石膏板髹防水乳膠漆及鋪設木板，地台及內牆外露部份至假天花位置鋪設木板。</p> <p><b>洗手間</b> 內牆外露部份鋪飾木飾面、鏡及不銹鋼至假天花位置。天然石材地板鋪設於地板外露部份。假天花裝設石膏板髹防水乳膠漆。</p> <p><b>多用途浴室</b> 內牆及地台外露部份鋪飾瓷磚至假天花位置。假天花裝設石膏板髹防水乳膠漆。</p>
<b>e. 廚房</b>	<p><b>地下廚房</b> 內牆鋪砌不銹鋼板至假天花位置，廚櫃遮蓋範圍鋪瓷磚。天然石材地台加不銹鋼地腳線。假天花裝設防潮水泥板，表面髹乳膠漆。灶台裝修物料為人造石材。</p> <p><b>一樓廚房</b> 內牆及地台外露部份鋪飾瓷磚至假天花位置。假天花裝設石膏板乳膠漆。灶台裝修物料為人造石材。</p>
<b>3. 室內裝置</b>	
<b>a. 門</b>	<p><b>單位正門入口</b> 金屬門鑲飾複合木板，裝設金屬鉸、氣鼓、門把及門鎖。</p> <p><b>廚房通往小巷</b> 實心木門瓷漆飾面，裝設金屬鉸、水平門把及門鎖。</p> <p><b>廚房通往庭院</b> 鋁框摺疊門鑲飾雙層透明玻璃(中空玻璃)，裝設金屬門把及門鎖。</p> <p><b>廚房通往客廳及飯廳</b> 實心防火木門，瓷漆飾面，裝設金屬鉸、氣鼓及門把。</p> <p><b>客廳以及飯廳通往庭院</b> 鋁框摺疊門鑲飾雙層透明玻璃(中空玻璃)，裝設金屬門把及門鎖。</p> <p><b>通往車房大堂</b> 瓷漆飾面實心木門，裝設金屬鉸、水平門把、氣鼓及門鎖。</p> <p><b>樓梯底儲物室</b> 瓷漆飾面實心木門，裝設金屬鉸。</p> <p><b>洗手間</b> 瓷漆及木飾面百葉實心木門，裝設金屬鉸、水平門把、氣鼓及門鎖。</p> <p><b>一樓廚房</b> 實心防火木門，瓷漆飾面，裝設金屬鉸、水平門把、氣鼓及門鎖。</p> <p><b>一樓儲物室</b> 瓷漆飾面實心木門，裝設金屬鉸、水平門把、氣鼓及門鎖。</p> <p><b>多用途浴室</b> 瓷漆飾面實心木門，裝設金屬鉸、水平門把及門鎖。</p> <p><b>浴室1</b> 瓷漆飾面實心木門，裝設金屬鉸、水平門把、氣鼓及門鎖。</p> <p><b>起居室</b> 亮漆飾面實心趟門，裝設金屬門把。</p>

## 藍塘道33號A單位

細項	描述
<b>1. 外部裝修物料</b>	
<b>a. 外牆</b>	<b>單位外牆</b> 單位外飾面為天然石材、幕牆、玻璃牆及鋁質百葉板。幕牆質料採用鋁框雙層透明玻璃(中空玻璃)。玻璃牆採用鋁框雙層透明玻璃(中空玻璃)。 天台層鋪飾天然石材、鋁板及鋁質百葉板。單位圍牆採用天然石材及透明強化玻璃欄杆。 <b>公眾地方外牆</b> 現有砌石牆及分隔屏鋪飾天然石材，混凝土護土牆鋪飾天然石材、同質牆磚及安裝垂直綠化牆。
<b>b. 窗</b>	浴室鋁窗框安裝雙層酸蝕刻玻璃(中空玻璃)及鋁質百葉板。
<b>c. 窗台</b>	不適用。
<b>d. 花槽</b>	<b>單位花槽</b> 天台盆栽採用玻璃纖維。 <b>公共地方的花槽</b> 於混凝土護土牆及機房的花槽鋪飾天然石材。設備通道的花槽鋪飾天然石材及髹乳膠漆。
<b>e. 陽台或露台</b>	露台裝設鋁框雙層透明玻璃(中空玻璃)，地台鋪設通體瓷磚，外鋪高台室外木地板。 位於客廳的露台是部分有蓋。 位於主人睡房的露台是部分有蓋。 位於睡房3的露台是完全有蓋。 住宅物業中沒有陽台。
<b>f. 乾衣設施</b>	不適用。
<b>2. 室內裝修物料</b>	
<b>a. 大堂</b>	不適用。
<b>b. 內牆及天花板</b>	<b>內牆</b> 客廳、飯廳、起居室及睡房的牆身髹乳膠漆或牆布。 <b>天花板</b> 客廳、飯廳、起居室及睡房的天花鋪設石膏板和髹乳膠漆。
<b>c. 內部地板</b>	客廳及飯廳採用天然石材地板及木地腳線。睡房、起居室鋪砌複合木地板及木地腳線。睡房地板沿幕牆和玻璃牆界線鋪飾天然石材。
<b>d. 浴室</b>	<b>睡房浴室及洗手間</b> 內牆外露部份鋪飾天然石材至假天花位置。天然石材鋪設於地板外露部份。天花鋪設石膏板和髹乳膠漆。 <b>主人浴室</b> 內牆外露部份鋪飾天然石材至假天花位置。天然石材地板鋪設於地板外露部份。天花鋪設石膏板和髹乳膠漆。地台鋪設天然石。 <b>多用途浴室</b> 內牆及地台外露部份鋪飾瓷磚至假天花位置。裝設鋁板假天花至假天花位置。

細項	描述
<b>2. 室內裝修物料</b>	
<b>e. 廚房</b>	內牆鋪砌不銹鋼板至假天花位置，廚櫃遮蓋範圍鋪瓷磚。天然石地台加不銹鋼地腳線。假天花裝設防潮水泥板，表面髹乳膠漆。灶台裝修物料為人造石。
<b>3. 室內裝置</b>	
<b>a. 門</b>	<b>單位正門入口</b> 金屬門鑲飾複合木板，裝設金屬鉸、氣鼓、門把及門鎖。 <b>廚房通往小巷</b> 金屬門鑲飾複合木板，外側有青銅裝飾細節，內側為木紋飾面，裝設金屬鉸、水平門把及門鎖。 <b>廚房通往庭院</b> 鋁框摺疊門鑲飾雙層透明玻璃(中空玻璃)，裝設金屬門把及門鎖。 <b>廚房通往客廳及飯廳</b> 實心防火木門，鑲有防火玻璃屏及木紋飾面，裝設金屬鉸、氣鼓及門把。 <b>客廳及飯廳通往庭院</b> 鋁框摺疊門鑲飾雙層透明玻璃(中空玻璃)，裝設金屬門把及門鎖。 <b>睡房及睡房浴室</b> 油漆飾面木門，裝設金屬鉸、水平門把及門鎖。 <b>多用途房及通往車房大堂</b> 油漆飾面木門，裝設金屬鉸、水平門把及門鎖。 <b>衣帽間</b> 金屬趟門。 <b>洗手間</b> 油漆飾面木門，裝設金屬鉸、水平門把及門鎖。 <b>儲物室及多用途浴室</b> 油漆飾面木門，裝設金屬鉸、水平門把及門鎖。 <b>露台</b> 鋁框雙層透明玻璃(中空玻璃)門，內側裝有窗簾。門裝設金屬鉸、門把及門鎖。 <b>平台門</b> 鋁框門鑲飾雙層透明玻璃(中空玻璃)。門裝設金屬鉸、門把及門鎖。 <b>熱水爐區域門</b> 金屬門，內側鋪飾膠板，裝設金屬鉸、水平門把及門鎖。

### 藍塘道33號A單位

細項	描述
<b>3. 室內裝置</b>	
<b>b. 浴室</b>	<p><b>睡房浴室 (除主人浴室外)</b> 所有睡房浴室均設天然石材檯面，配以油漆飾面木地櫃和裝有鏡底除霧貼的鏡面木吊櫃。裝置及設備包括陶瓷座廁、仿石洗手盆及浴缸 (浴缸只在浴室1及2)，(尺寸1800毫米長 X 800毫米闊 X 430毫米高) 連鍍鉻冷熱水龍頭、毛巾架、毛布杆及廁紙座。淋浴間裝設鍍鉻花灑水龍頭，另提供地板暖氣系統、可變冷媒流量空調系統 (與睡房共用) 和假天花抽風系統。</p> <p><b>主人浴室</b> 主人浴室裝設天然石材檯面，配以木紋飾面木地櫃和裝有鏡底除霧貼的鏡面木吊櫃。裝置及設備包括陶瓷座廁、陶瓷/仿石洗手盆及浴缸 (尺寸1700毫米長 X 800毫米闊 X 600毫米高) 連鍍鉻冷熱水龍頭、毛巾架、毛布杆及廁紙座。淋浴間裝設鍍鉻花灑水龍頭、蒸汽裝置。另提供地板暖氣系統、可變冷媒流量空調系統 (與睡房共用) 和假天花抽風系統。</p> <p><b>洗手間</b> 洗手間裝設天然石材檯面及油漆飾面木地櫃。裝置及設備包括陶瓷座廁、仿石洗手盆、毛布杆、廁紙座及鏡。</p> <p><b>多用途浴室</b> 多用途浴室裝設陶瓷座廁、陶瓷/仿石洗手盆連鍍鉻冷熱水龍頭、毛布圈、廁紙座及鏡。淋浴間設有鍍鉻花灑水龍頭和玻璃架，另提供抽氣系統。多用途浴室不設置浴缸。 有關供水系統的類型和用料，請參閱第3(j)項。 裝置及設備的進一步詳情亦請參閱「設備附表」。</p>
<b>c. 廚房</b>	<p>廚櫃裝設亮漆面MDF櫃門，MFC地櫃櫃身採用亮漆飾面，實硬木滑動檯面。 廚櫃裝有不銹鋼洗滌盆、鍍鉻洗滌盆冷熱水龍頭、3頭中式煤氣煮食爐、單頭嵌裝式煤氣煮食爐、雙頭嵌裝式電磁煮食爐、嵌入式單頭電焗爐、嵌入式電微波爐、嵌入式電蒸爐、嵌入式冷藏櫃、嵌入式洗碗機、嵌入式酒窖、抽油煙機、廚餘處理器、廚房電視機、煤氣熱水爐遙控裝置，另假天花內置可變冷媒流量空調機及抽氣系統。 有關供水設備的用料，請參閱第3(j)項。 裝置及設備的進一步詳情亦請參閱「設備附表」。</p>
<b>d. 睡房</b>	沒有裝置。
<b>e. 電話</b>	客廳、飯廳、車房、睡房及廚房均設專用電話接駁點。 有關接駁點數目及位置請參閱「住宅單位機電裝置附表」。
<b>f. 天線</b>	客廳、飯廳、起居室、睡房及廚房均設本地電視/FM電台節目的電視/電台插座。 有關接駁點及接收點數目及位置請參閱「住宅單位機電裝置附表」。

細項	描述
<b>3. 室內裝置</b>	
<b>g. 電力裝置</b>	<p>裝設三相電源連微型斷路器配電箱，附設電流式漏電斷路器。所有玄關、客廳、飯廳、起居室、睡房、浴室、主人浴室、衣帽間、廚房、多用途房、儲物室、洗手間、樓梯、庭院、車房及平台均裝有電插座。導管式電線隱裝入牆和地台板底部或採用線槽系統，又或隱裝於假天花、假樑及櫃內。 玄關、客廳、飯廳、睡房、主人睡房及起居室裝設家居自動化控制開關及控制屏。 家居自動化系統可控制空調機、窗簾、照明/風景佈置，並可監察閉路電視。 有關電源點及空調接駁點數目請參閱「住宅單位機電裝置附表」。</p>
<b>h. 氣體供應</b>	裝有煤氣管接至三頭中式煤氣煮食爐、單頭嵌裝式煤氣煮食爐、煤氣烤架及煤氣熱水爐。煤氣輸入點位於天台層煤氣櫃內。
<b>i. 洗衣機接駁點</b>	裝有洗衣機排水喉位及供水喉位。 有關接駁點位置請參閱「住宅單位機電裝置附表」。
<b>j. 供水</b>	冷熱水均採用隱裝式聚氯乙烯塗層銅管。 供應熱水的循環式恆溫煤氣熱水爐安裝於天台。
<b>4. 雜項</b>	
<b>a. 升降機</b>	每個單位各設一部「Schindler 5500」載客電梯上落地下、1樓及2樓。
<b>b. 信箱</b>	每個單位各設裝飾燈條不銹鋼信箱。
<b>c. 垃圾收集</b>	地下總機器房設有一個垃圾儲存及物料回收室，供清潔工人由每單位收集垃圾。
<b>d. 水錶、電錶及氣體錶</b>	每個單位的獨立水錶設於主水錶房。獨立電錶設於地下總機器房的低壓電掣房。每個單位的獨立煤氣錶自設於地下錶房。
<b>5. 保安設施</b>	
	玄關、天井、車房、室內樓梯、電梯及天台均裝有閉路電視攝錄機。玄關及室內樓梯裝有緊急求救警鐘按鈕。電梯及緊急求救警鐘故障訊號接通至保安護衛室。 公眾地方保安系統包括物業入口大閘的車輛出入長距離閱讀器、大閘遙控裝置、智能卡及保安編碼出入控制屏。發展項目內裝設閉路電視和鐳射探測器。
<b>6. 設備</b>	
	設備的品牌名稱及型號請參閱「標準單位設備說明」。
	設備的品牌名稱及型號請參閱「標準單位設備說明」。

賣方承諾如發展項目中沒有安裝於上述第4(a)和6細項所指明的品牌名稱或產品型號的升降機或設備，便會安裝品質相若的升降機或設備。



## Unit A, No. 33 Blue Pool Road

Item	Description
<b>1. Exterior Finishes</b>	
<b>a. External wall</b>	<p><b>EXTERNAL WALL OF UNIT</b> Units are finished with natural stone, curtain wall, window wall and aluminium louvres. Curtain wall is composed of aluminium frame with double clear glass (insulated glass unit). Window wall is composed of aluminium frame with double clear glass (insulated glass unit). Roof floor is finished with natural stone, aluminium cladding and aluminium louvers. Fence wall of units are finished with natural stone and clear tempered glass balustrade.</p> <p><b>EXTERNAL WALL OF PUBLIC AREA</b> Existing masonry wall and screen wall are finished with natural stone, concrete retaining wall are finished with natural stone, homogenous tiles and vertical green wall.</p>
<b>b. Window</b>	Aluminium window frame is fitted with double acid-etched glass (insulated glass unit) and aluminium louvre.
<b>c. Bay Window</b>	Not applicable.
<b>d. Planter</b>	<p><b>PLANTER OF UNIT</b> Potted planters on roof are finished with fibreglass.</p> <p><b>PLANTER OF PUBLIC AREA</b> Planters at concrete retaining wall and plant room house are finished with natural stone. Planters at service corridor are finished with natural stone and emulsion paint.</p>
<b>e. Verandah or balcony</b>	<p>Balcony is fitted with aluminium frame with double glazed clear glass (insulated glass unit), floor is finished with raised external timber flooring on full body porcelain floor tiles.</p> <p>Balcony located in living room is partially covered.</p> <p>Balcony located in master bedroom is partially covered.</p> <p>Balcony located in Bedroom 3 is fully covered.</p> <p>There is no verandah in the residential properties.</p>
<b>f. Drying facilities for clothing</b>	Not applicable.

Item	Description
<b>2. Interior Finishes</b>	
<b>a. Lobby</b>	Not applicable.
<b>b. Internal wall and ceiling</b>	<p><b>INTERNAL WALL</b> Internal walls of living room, dining room, family room and bedrooms are finished with emulsion paint or wall covering.</p> <p><b>CEILING</b> Ceiling at living room, dining room, family room and bedrooms are finished with gypsum board with emulsion paint.</p>
<b>c. Internal floor</b>	Living/ dining room are finished with natural stone and timber skirting. Bedrooms, family room are finished with engineered timber flooring and timber skirting. Floor threshold along curtain wall and window wall in bedrooms are finished with natural stone.
<b>d. Bathroom</b>	<p><b>BATHROOM OF BEDROOM AND LAVATORY</b> Internal walls are finished with natural stone where exposed up to the false ceiling. Floor is finished with natural stone where exposed. False ceiling is fitted with gypsum board with emulsion paint.</p> <p><b>MASTER BATHROOM</b> Internal walls are finished with natural stone where exposed up to the false ceiling. Floor is finished with natural stone. False ceiling is fitted with gypsum board with emulsion paint.</p> <p><b>UTILITY BATHROOM</b> Internal walls and floor are finished with porcelain tiles where exposed up to false ceiling. False ceiling is fitted with aluminium panels.</p>
<b>e. Kitchen</b>	Internal walls are finished with stainless steel panel up to false ceiling and ceramic tiles for those areas covered by kitchen cabinet. Floor is finished with natural stone and stainless steel skirting. False ceiling is fitted with moisture-proof cement board finished in emulsion paint. Cooking bench is finished with artificial stone.

## Unit A, No. 33 Blue Pool Road

Item	Description
<b>3. Interior Fittings</b>	
<b>a. Doors</b>	<p><b>MAIN ENTRANCE OF UNIT</b> Metal door and finished with engineered timber panel fitted with metal hinges, closer, door handles and lockset.</p> <p><b>KITCHEN TO SIDE LANE</b> Metal door finished with engineered timber panel and bronze trim on the external side and timber veneer on the internal side fitted with metal hinges, lever handles and lockset.</p> <p><b>KITCHEN TO YARD</b> Aluminium framed folding door is fitted with double clear glass (insulated glass unit) with metal handles and lockset.</p> <p><b>KITCHEN TO LIVING ROOM AND DINING ROOM</b> Fire-rated solid core timber with fire-rated glass panel and finished with timber veneer fitted with metal hinges, closer, and handles.</p> <p><b>LIVING ROOM AND DINING ROOM TO YARD</b> Aluminium framed folding door is fitted with double clear glass (insulated glass unit) with metal handles and lockset.</p> <p><b>BEDROOM, BATHROOM IN BEDROOM</b> Timber door and finished with painting fitted with metal hinges, lever handles and lockset.</p> <p><b>UTILITY ROOM AND LOBBY TO GARAGE</b> Timber door and finished with painting fitted with metal hinges, lever handles, closer and lockset.</p> <p><b>WALK-IN CLOSETS</b> Metal Sliding Door.</p> <p><b>LAVATORY</b> Timber door with louvre and finished with painting fitted with metal hinges, lever handles, closer and lockset.</p> <p><b>STOREROOMS AND BATHROOM IN UTILITY ROOM</b> Timber and finished with painting fitted with metal hinges, lever handles and lockset.</p> <p><b>BALCONY</b> Aluminium frame with double clear glass (insulated glass unit) with integrated internal blinds. Door is fitted with metal hinges, handles and lockset.</p> <p><b>DOOR TO FLAT ROOF</b> Aluminium framed door is fitted with double clear glass (insulated glass unit). Door is fitted with metal hinges, handles and lockset.</p> <p><b>DOOR TO WATER HEATER AREA</b> Metal door finished with plastic laminate on the internal side fitted with metal hinges, lever handles and lockset.</p>

Item	Description
<b>3. Interior Fittings</b>	
<b>b. Bathroom</b>	<p>All bathrooms of bedrooms are fitted with natural stone countertop on wooden cabinet finished with timber veneer. Fittings and equipments include vitreous china water closet, quarry cast wash basin and bath tub (only to Bathroom 1 &amp; 2), (sizes 1800 mm (L) X 800 mm (W) X 430mm H) with chrome-plated mixers, towel rack, towel bar and paper holder. Shower cubicle is fitted with chrome-plated shower set. VRV air conditioner (shared with bedroom's unit) and air extraction system inside false ceiling are provided.</p> <p><b>MASTER BATHROOM</b> Master bathroom is fitted with natural stone countertop on wooden cabinet finished with timber veneer and wooden mirror cabinet finished with timber veneer fitted with mirror demister. Fittings and equipments include vitreous china water closet, vitreous china/ quarry cast wash basin and bath tub (sizes 1700 mm LX 800 mm W X 600 mm H) with chrome-plated mixers, bath TV, towel rack, towel bar and paper holder. Shower cubicle is fitted with chrome-plated shower set, steam generator. VRV air conditioner (shared with master bedroom's unit) and air extraction system inside false ceiling are provided.</p> <p><b>LAVATORY</b> Lavatory is fitted with natural stone countertop on wooden cabinet finished with timber veneer. Fittings and equipments include water closet, quarry cast wash basin, towel bar, paper holder and mirror.</p> <p><b>UTILITY BATHROOM</b> Utility bathroom is fitted with vitreous china water closet, vitreous china/ quarry cast wash basin with chrome plated basin mixer, towel handle, paper holder and mirror. There is no bath tub for the utility bathroom. Shower cubicle is fitted with chrome-plated shower set and glass shelves. Air extraction system is provided. Please refer to item 3(j) for the type and material of water supply system. For further information of fittings and equipments, please also refer to the "Appliances Schedule".</p>
<b>c. Kitchen</b>	<p>Kitchen cabinet fitted with MDF cabinet door in lacquer finish, MFC base cabinet carcass in lacquer finish and sliding bench made of solid hardwood timber.</p> <p>Cabinet fitted with stainless steel sink, chrome-plated sink mixer, 3-burner Chinese gas stove system, single-head gas hob, dual-head induction hob, built-in electric single oven, built-in electric microwave oven, built-in electric steam oven, built-in freezer, built-in dishwasher, built-in wine cellar, exhaust hood, food waste disposer, kitchen TV, gas water heater remote control. VRV air conditioner and air extraction system inside false ceiling are provided. Please refer to item 3(j) for the material of water supply system. For further information of fittings and equipments, please also refer to "Appliances Schedule".</p>

## Unit A, No.33 Blue Pool Road

Item	Description
<b>3. Interior Fittings</b>	
<b>d. Bedroom</b>	No fittings.
<b>e. Telephone</b>	Telephone connection points are provided for living room, dining room, garage, bedrooms and kitchen. For the number please refer to the “Schedule of Mechanical & Electrical Provisions of Residential Units”.
<b>f. Aerials</b>	TV/FM outlets for local TV/FM radio programmers are provided in living room, dining room, family room, bedrooms and kitchen. For the number and location of connection points and assess points, please refer to the “Schedule of Mechanical & Electrical Provisions of Residential Units”.
<b>g. Electrical installations</b>	Three-phase electricity supply with miniature circuit breakers distribution boards completed with residual-current device is provided. Socket outlets are provided in all foyer, dining room, family room, bedrooms, bathrooms, master bathroom, closet, kitchen, utility room, store rooms, lavatory, staircase, yard, garage and flat roof. Conduit wiring concealed in wall and slab soffit or in trucking system, or enclosed in false ceilings, bulkhead and cabinets. Home automation (HA) control switches and panels are installed at foyer, dining room, bedrooms, master bedroom and family room. HA system includes control of air-conditioning system, window curtain, lighting/scene setting, monitoring of CCTV. For the number of power points and air-conditioner points, please refer to the “Schedule of Mechanical & Electrical Provisions of Residential Units”.
<b>h. Gas supply</b>	Towngas supply pipes are provided and connected to 3-burner Chinese gas stove system, single-head gas hob, gas barbeque grille and gas water heaters. Towngas supply point is provided at cabinet on the roof.
<b>i. Washing machine connection point</b>	Drain point and water point are provided for washing machine. For location of connection points, please refer to the “Schedule of Mechanical & Electrical Provisions of Residential Units”.
<b>j. Water supply</b>	Concealed PVC coated copper pipes are provided for both hot and cold water. Hot water supply is provided by the temperature modulated circulating type gas water heaters installed on the roof.

Item	Description
<b>4. Miscellaneous</b>	
<b>a. Lifts</b>	One “Schindler 5500” passenger lift serving G/F, 1/F and 2/F is provided for each unit.
<b>b. Letter box</b>	Stainless steel letter box with decorative light strip is provided for each unit.
<b>c. Refuse Collection</b>	One refuse storage and material recovery chamber is provided on G/F of the plant room house for collection of refuse by cleaners from each unit.
<b>d. Water meter, electricity meter and gas meter</b>	Separate water meter for each unit is provided at master meter room. Separate electricity is provided at L.V. switchroom at the plant room house. Separate Towngas meter for each unit is provided inside the gas meter room at G/F of each unit.
<b>5. Security facilities</b>	
	CCTV cameras are installed at foyer, yard, garage, internal staircase, lift and roof. Panic alarm buttons are installed at foyer and internal staircase. Common fault signals from lift and panic alarms are connected to the guardhouse. For security system in public areas, long range readers for car access control, remote controls for main gate, smart card and security code access control panel are provided at the property gate. CCTV and laser scan detectors are installed inside the Development.
<b>6. Appliances</b>	
	For brand name and model number of appliances, please refer to the “Appliances Schedule for typical units”.

The Vendor undertakes that if lifts or appliances of the specified brand name or model number as stated respectively in items 4(a) and 6 above are not installed in the Development, lifts or appliances of comparable quality will be installed.

**Blank**



### 藍塘道35號A單位

細項	描述
<b>3. 室內裝置</b>	
<b>a. 門</b>	<p><b>浴室2</b> 亮漆飾面實心滑門，裝設金屬門把及門鎖。</p> <p><b>二樓走廊通往各房間</b> 瓷漆、木、及不銹鋼飾面趟門，裝設金屬門把。</p> <p><b>主人睡房浴室</b> 瓷漆飾面趟門，裝設金屬門把及門鎖。</p> <p><b>書房</b> 亮漆飾面實心趟門，裝設金屬鉸。</p> <p><b>露台</b> 鋁框雙層透明玻璃(中空玻璃)門，內側裝有窗簾。門裝設金屬絞、門把及門鎖。</p> <p><b>平台門</b> 鋁框門鑲飾雙層透明玻璃(中空玻璃)。門裝設金屬絞、門把及門鎖。</p> <p><b>熱水爐區域門</b> 金屬門，內側鋪飾膠板，裝設金屬鉸、水平門把及門鎖。</p>
<b>b. 浴室</b>	<p><b>浴室1</b> 浴室1裝設天然石材檯面，配以亮漆面木地櫃和裝有鏡底除霧貼的鏡面。裝置及設備包括陶瓷座廁及洗手盆連鍍鉻冷熱水龍頭、加熱毛巾架及廁紙座。淋浴間裝設鍍鉻花灑水龍頭，另提供假天花內抽風系統(與多用途浴室共用)。</p> <p><b>浴室2</b> 浴室2裝設天然石材檯面，配以天然石材飾面木地櫃和裝有鏡底除霧貼的鏡面。裝置及設備包括陶瓷座廁及VetroFreddo洗手盆連鍍鉻冷熱水龍頭、加熱毛巾架、毛巾杆及廁紙座。淋浴間裝設鍍鉻花灑水龍頭，另提供可變冷煤流量空調系統(與起居室共用)和假天花內抽風系統。</p> <p><b>主人浴室</b> 主人浴室裝設天然石材檯面，配以亮漆面木地櫃和裝有鏡底除霧貼的鏡面。裝置及設備包括陶瓷座廁及洗手盆連鍍鉻冷熱水龍頭及人造石材浴缸(尺寸1800毫米(長)x985毫米(闊)x550毫米(高))連鍍鉻冷熱水龍頭、浴室電視機、加熱毛巾架、毛巾杆及廁紙座。桑拿室裝設桑拿裝置及蒸氣產生器。淋浴間裝設鍍鉻花灑水龍頭。另提供可變冷煤流量空調系統和假天花內抽風系統。</p> <p><b>洗手間</b> 洗手間裝置及設備包括陶瓷座廁及人造石洗手盆連鍍鉻冷熱水龍頭、廁紙座及鏡。</p> <p><b>多用途浴室</b> 多用途浴室裝設天然石材檯面，配以膠板飾面木地櫃。裝置及設備包括陶瓷座廁及洗手盆連鍍鉻冷熱水龍頭及鏡。淋浴間設有鍍鉻花灑水龍頭，另提供抽氣系統(與浴室1共用)。多用途浴室不設置浴缸。 有關供水系統的類型和用料，請參閱第3(j)項。 裝置及設備的進一步詳情亦請參閱「設備附表」。</p>
<b>c. 廚房</b>	<p><b>地下廚房</b> 廚櫃裝設亮漆面MDF櫃門，MFC地櫃櫃身採用亮漆飾面，實硬木滑動檯面。廚櫃裝有不銹鋼洗滌盆、鍍鉻洗滌盆冷熱水龍頭、三頭中式煤氣煮食爐、單頭煤氣煮食爐、雙頭電磁爐、嵌入式單頭電磁焗爐、嵌入式微波爐、嵌入式電蒸爐、嵌入式雪櫃與冷凍櫃、嵌入式洗碗機、嵌入式酒窖、抽油煙機、廚餘處理器、廚房電視機、煤氣熱水爐遙控器，另假天花內置可變冷煤流量空調機及抽氣系統。</p>

細項	描述
<b>3. 室內裝置</b>	
<b>c. 廚房</b>	<p><b>一樓廚房</b> 廚櫃裝設膠板飾面櫃門及櫃身。廚櫃裝有不銹鋼洗滌盆、鍍鉻洗滌盆冷熱水龍頭、嵌入式電磁爐、嵌入式微波爐、嵌入式雪櫃、抽油煙機、嵌入式洗衣乾衣機，另提供視聽門鈴系統、假天花內置可變冷煤流量空調機及抽氣系統。 有關供水設備的用料，請參閱第3(j)項。 裝置及設備的進一步詳情亦請參閱「設備附表」。</p>
<b>d. 睡房</b>	沒有裝置。
<b>e. 電話</b>	客廳、飯廳、起居室、書房、主人睡房及廚房均設專用電話接駁點。 有關接駁點及接收點數目及位置請參閱「住宅單位機電裝置附表」。
<b>f. 天線</b>	客廳、飯廳、起居室、書房、主人睡房及廚房均設本地電視/FM 電台節目的電視/電台插座。 有關接駁點及接收點數目及位置請參閱「住宅單位機電裝置附表」。
<b>g. 電力裝置</b>	裝設三相電源連微型斷路器配電箱，附設電流式漏電斷路器。客廳、飯廳、起居室、浴室、主人浴室、衣帽間、主人睡房、書房、書房露台、廚房、儲物室、洗手間、樓梯、庭院、車房及平台均裝有電插座。導電式電線隱裝入牆和地台板底部或採用線槽系統，又或隱裝於假天花、假樑及櫃內。幕牆綜合式窗簾系統有電源供應。 客廳、飯廳、主人睡房、起居室及書房裝設家居自動化控制開關及控制屏。家居自動化系統可控制空調機系統、綜合式窗簾、窗簾、照明/風景佈置、車房捲閘、緊急求救警鐘及視像大門對講電話和廣播訊息系統，並可監察電梯警鐘閉路電視及緊急求救警鐘開關。 有關電源點及空調接駁點數目請參閱「住宅單位機電裝置附表」。
<b>h. 氣體供應</b>	裝有煤氣管接至三頭中式煤氣煮食爐、單頭嵌裝式煤氣煮食爐及煤氣熱水爐。
<b>i. 洗衣機接駁點</b>	裝有洗衣機排水喉位及供水喉位。 有關接駁點位置請參閱「住宅單位機電裝置附表」。
<b>j. 供水</b>	冷熱水均採用隱裝式聚氯乙稀塗層銅管。 供應熱水的循環式恆溫煤氣熱水爐安裝於天台。
<b>4. 雜項</b>	
<b>a. 升降機</b>	每個單位各設一部「Schindler 5500」載客電梯上落地下、1樓及2樓。
<b>b. 信箱</b>	每個單位各設裝飾燈條不銹鋼信箱。
<b>c. 垃圾收集</b>	地下總機房設有一個垃圾儲存及物料回收室，供清潔工人由每單位收集垃圾。
<b>d. 水錶、電錶及氣體錶</b>	每個單位的獨立水錶設於主水錶房。獨立電錶設於地下總機器房的低壓電掣房。每個單位的獨立煤氣錶自設於地下錶房。
<b>5. 保安設施</b>	
	入口大堂、天井、車房及天台均裝有閉路電視攝錄機。客廳、飯廳、起居室及主人睡房裝有緊急求救警鐘按鈕。電梯及緊急求救警鐘故障訊號接通至保安護衛室。公眾地方保安系統包括物業入口大閘的車輛出入長距離閱讀器、大閘搖控裝置、智能卡及保安編碼出入控制屏。發展項目內裝設閉路電視和鐳射探測器。
<b>6. 設備</b>	
	設備的品牌名稱及型號請參閱「標準單位設備說明」。

## Unit A, No. 35 Blue Pool Road

Item	Description
<b>1. Exterior Finishes</b>	
<b>a. External wall</b>	<p><b>EXTERNAL WALL OF UNIT</b> Units are finished with natural stone, curtain wall, window wall and aluminium louvres. Curtain wall is composed of aluminium frame with double clear glass (insulated glass unit) fitted with integrated internal blinds. Window wall is composed of aluminium frame with double clear glass (insulated glass unit). Roof floor is finished with natural stone, aluminium cladding and aluminium louvers. Fence wall of units are finished with natural stone and clear tempered glass balustrade.</p> <p><b>EXTERNAL WALL OF PUBLIC AREA</b> Existing masonry wall and screen wall are finished with natural stone, concrete retaining wall are finished with natural stone, homogenous tiles and vertical green wall.</p>
<b>b. Window</b>	Aluminium window frame is fitted with double acid-etched glass (insulated glass unit) and aluminum louvre.
<b>c. Bay Window</b>	Not applicable.
<b>d. Planter</b>	<p><b>PLANTER OF UNIT</b> Potted planters on roof are finished with natural stone. Planters on roof and courtyard are finished with fibreglass.</p> <p><b>PLANTER OF PUBLIC AREA</b> Planters at concrete retaining wall and plant room house are finished with natural stone. Planters at service corridor are finished with natural stone and emulsion paint.</p>
<b>e. Verandah or Balcony</b>	All balconies' floors are finished with raised external timber flooring. Balcony located in living room is partially covered. Balcony located in master bedroom is partially covered. Balcony located in study room is fully covered. There is no verandah in the residential properties.
<b>f. Drying facilities for clothing</b>	Not applicable.
<b>2. Interior Finishes</b>	
<b>a. Lobby</b>	Not applicable.
<b>b. Internal wall and ceiling</b>	<p><b>INTERNAL WALL</b> Internal walls of living room, dining room are finished with natural stone, timber with enamel paint, mirror, glass and wallpaper. Family room is finished with natural stone, timber with enamel paint, lacquer, mirror, glass, wallpaper, fabric panels and stainless steel. Study room is finished with timber with enamel paint and fabric panels. Master bedroom is finished with timber with enamel paint, fabric panels and stainless steel.</p> <p><b>CEILING</b> Ceiling at living room, dining room, family room, study room and master bedroom are finished with glassfiber reinforced gypsum and gypsum board with emulsion paint.</p>
<b>c. Internal floor</b>	<p><b>INTERNAL FLOOR</b> Living room and dining room are finished with natural stone. Family room, study room, master bedroom and walk-in closet beside the master bedroom are finished with engineered timber flooring.</p>

Item	Description
<b>2. Interior Finishes</b>	
<b>c. Internal floor</b>	<p><b>SKIRTING</b> Living room and dining room, family room, master bedroom and study room are finished with timber skirting with enamel paint.</p>
<b>d. Bathroom</b>	<p><b>BATHROOM 1 &amp; 2</b> Internal walls are finished with natural stone where exposed up to the false ceiling. Floor is finished with natural stone where exposed. False ceiling is fitted with gypsum board finished with moisture resistant emulsion paint.</p> <p><b>MASTER BATHROOM</b> Internal walls are finished with natural stone where exposed up to the false ceiling. Floor is finished with natural stone where exposed. False ceiling is fitted with gypsum board finished with moisture resistant emulsion paint. Sauna room ceiling is fitted with gypsum board and finished with moisture resistant emulsion paint and wood panel, and internal walls and floor are finished with wood panel exposed up to the false ceiling.</p> <p><b>LAVATORY</b> Internal walls are finished with timber with enamel paint, mirror and stainless steel where exposed up to false ceiling. Floor is finished with natural stone where exposed. False ceiling is fitted with gypsum board and finished with moisture resistant emulsion paint.</p> <p><b>UTILITY BATHROOM</b> Internal walls and floor are finished with ceramic tiles where exposed up to false ceiling. False ceiling is fitted with gypsum board and finished with moisture resistant emulsion paint.</p>
<b>e. Kitchen</b>	<p><b>G/F KITCHEN</b> Internal walls are finished with stainless steel panel up to false ceiling and ceramic tiles for those areas covered by kitchen cabinet. Floor is finished with natural stone and stainless steel skirting. False ceiling is fitted with moisture-proof cement board finished in emulsion paint. Cooking bench is finished with artificial stone.</p> <p><b>1/F KITCHEN</b> Internal walls and floor are finished with ceramic tiles where exposed up to false ceiling. False ceiling is fitted with gypsum board and finished with emulsion paint. Cooking bench is finished with artificial stone.</p>
<b>3. Interior Fittings</b>	
<b>a. Doors</b>	<p><b>MAIN ENTRANCE OF UNIT</b> Metal door are finished with engineered timber panel fitted with metal hinges, closer, door handles and lockset.</p> <p><b>KITCHEN TO SIDE LANE</b> Solid core timber door finished with enamel paint fitted with metal hinges, lever handles and lockset.</p> <p><b>KITCHEN TO YARD</b> Aluminium framed folding door fitted with double clear glass (insulated glass unit) with metal handles and lockset.</p> <p><b>KITCHEN TO LIVING ROOM AND DINING ROOM</b> Fire-rated solid core timber door finished with enamel paint and fitted with metal hinges, closer, and handles.</p> <p><b>LIVING ROOM AND DINING ROOM TO YARD</b> Aluminium framed folding door is fitted with double clear glass (insulated glass unit) with metal handles and lockset.</p>

Unit A, No. 35 Blue Pool Road

Item	Description
<b>3. Interior Fittings</b>	
<b>a. Doors</b>	<p><b>LOBBY TO GARAGE</b> Solid core timber door and finished enamel paint fitted with metal hinges, lever handles, closer and lockset.</p> <p><b>STORE ROOM UNDER STAIRCASE</b> Solid core timber door and finished enamel paint fitted with metal hinges.</p> <p><b>LAVATORY</b> Solid core timber door with louvre finished with enamel paint fitted with metal hinges, lever handles, closer and lockset.</p> <p><b>KITCHEN ON 1/F</b> Fire-rated solid core timber door finished with enamel paint fitted with metal hinges, lever handles, closer and lockset.</p> <p><b>STORE ROOM ON 1/F</b> Solid core timber door finished with enamel paint fitted with metal hinges, lever handles, closer and lockset.</p> <p><b>UTILITY BATHROOM</b> Solid core timber door finished with enamel paint fitted with metal hinges, lever handles and lockset.</p> <p><b>BATHROOM 1</b> Solid core timber door finished with enamel paint fitted with metal hinges, lever handles, closer and lockset.</p> <p><b>FAMILY ROOM</b> Solid core timber sliding door finished with high gloss lacquer paint fitted with metal door handles.</p> <p><b>BATHROOM 2</b> Solid core timber sliding door finished with high gloss lacquer paint fitted with metal handles and lockset.</p> <p><b>CORRIDOR AT 2/F TO ALL ROOMS</b> Sliding door finished with enamel paint, wood and stainless steel fitted with metal handles.</p> <p><b>MASTER BATHROOM</b> Sliding door finished with enamel paint fitted with metal handles and lockset.</p> <p><b>STUDY ROOM</b> Solid core timber sliding door finished with high gloss lacquer paint fitted with metal door handles.</p> <p><b>BALCONY</b> Aluminium frame with double clear glass (insulated glass unit) with intergrated internal blinds. Door is fitted with metal hinges, handles and lockset.</p> <p><b>DOOR TO FLAT ROOF</b> Aluminium framed door is fitted with double clear glass (insulated glass unit). Door is fitted with metal hinges, handles and lockset.</p> <p><b>DOOR TO WATER HEATER AREA</b> Metal door finished with plastic laminate on the internal side fitted with metal hinges, lever handles and lockset.</p>
<b>b. Bathroom</b>	<p><b>BATHROOM 1</b> Bathroom 1 is fitted with natural stone countertop on wooden cabinet finished with high gloss lacquer paint and mirror with mirror demister. Fittings and equipments include vitreous china water closet and wash basin with chrome-plated mixers, heated towel rail and paper holder. Shower cubicle is fitted with chrome-plated shower set. Air extraction system (share with utility bath) inside false ceiling are provided.</p>

Item	Description
<b>3. Interior Fittings</b>	
<b>b. Bathroom</b>	<p><b>BATHROOM 2</b> Bathroom 2 is fitted with natural stone countertop on wooden cabinet finished with natural stone and mirror with mirror demister. Fittings and equipments include vitreous china water closet and VetroFreddo wash basin with chrome-plated mixers, heated towel rail, towel bar and paper holder. Shower cubicle is fitted with chrome-plated shower set. VRV air conditioner (share with family room) and air extraction system inside false ceiling are provided.</p> <p><b>MASTER BATHROOM</b> Master bathroom is fitted with natural stone countertop on wooden cabinet finished with high gloss lacquer paint and mirror with mirror demister. Fittings and equipments include vitreous china water closet and wash basin with chrome-plated mixers and reconstituted stone bath tub (sizes 1800mm(L) x 985mm(W) x 550mm(H)) with chrome-plated mixers, bath TV, heated towel rail, towel bar and paper holder. Sauna room is fitted with steam generator and sauna. Shower cubicle is fitted with chrome-plated shower set. VRV air conditioner and air extraction system inside false ceiling are provided.</p> <p><b>LAVATORY</b> Lavatory is fitted with fittings and equipments include vitreous china water closet, reconstituted stone wash basin with chrome-plated mixers, paper holder and mirror.</p> <p><b>UTILITY BATHROOM</b> Utility bathroom is fitted with natural stone countertop on wooden cabinet finished with plastic laminate. Fittings and equipments include vitreous china water closet, wash basin with chrome-plated mixer and mirror. Shower cubicle is fitted with chrome-plated shower set. Air extraction system is provided (share with bathroom 1). There is no bath tub for the utility bathroom. Please refer to item 3(j) for the type and material of water supply system. For further information of fittings and equipments, please also refer to the "Appliances Schedule".</p>
<b>c. Kitchen</b>	<p><b>G/F KITCHEN</b> Kitchen cabinet fitted with MDF cabinet door in lacquer finish, MFC base cabinet carcass in lacquer finish and sliding bench made of solid hardwood timber Cabinet fitted with stainless steel sink, chrome-plated sink mixer, 3-burner Chinese gas stove system, single-head gas hob, duel-head induction hob, built-in electric single oven, built-in microwave oven, built-in electric steam oven, built-in fridge freezer, built-in dishwasher, built-in wine cellar, exhaust hood, food waste disposer, kitchen TV, gas water heater remote control, VRV air conditioner and air extraction system inside false ceiling are provided.</p> <p><b>1/F KITCHEN</b> Kitchen cabinet fitted with cabinet door and carcass in plastic laminate finish. Cabinet fitted with stainless steel sink, chrome-plated sink mixer, built-in induction hob, built-in microwave oven, built-in refrigerator, exhaust hood, built-in washer dryer. Audio &amp; Video Door Entry System, VRV air conditioner and air extraction system inside false ceiling are provided. Please refer to item 3(j) for the material of water supply system. For further information of fittings and equipments, please also refer to the "Appliances Schedule".</p>
<b>d. Bedroom</b>	No Fittings.



## Unit A, No. 35 Blue Pool Road

Item	Description
<b>3. Interior Fittings</b>	
<b>e. Telephone</b>	Telephone connection points are provided for living room, dining room, family room, study room, master bedroom and kitchens. For the number please refer to the "Schedule of Mechanical & Electrical Provision of Residential Units".
<b>f. Aerials</b>	TV/FM outlets for local TV/FM radio programmer are provided in living room, dining room, family room, study room, master bedroom and kitchens. For the number and location of connection points and assess points, please refer to the "Schedule of Mechanical & Electrical Provision of Residential Units".
<b>g. Electrical installations</b>	Three-Phase electricity supply with miniature circuit breakers distribution boards completed with residual-current device is provided. Socket outlets are provided in living room, dining room, family room, all bathrooms, master bathroom, closet, master bedroom, study room, balcony of study room, kitchens, store room, lavatory, staircase, yard, garage and flat roof. Conduit wiring concealed in wall and slab soffit or in trucking system, or enclosed in false ceilings, bulkhead and cabinets. Power supply for integrated blind system at curtain wall is provided. Home automation (HA) control switches and panels are installed at living room, dining room, master bedroom, family room and study room. HA system includes control of air-conditioning system, integral blind, window curtain, lighting/scene setting, garage shutter, panic alarm, video door phone and broadcast messaging, monitoring of CCTV of lift alarm and panic alarm switch. For the number of power points and air-conditioner points, please refer to the "Schedule of Mechanical & Electrical Provisions of Residential Units".
<b>h. Gas supply</b>	Towngas supply pipes are provided and connected to 3-burner Chinese gas stove system, single-head gas hob and gas water heaters.
<b>i. Washing machine connection point</b>	Drain point and water point are provided for washing machine. For location of connection points, please refer to the "Schedule of Mechanical & Electrical Provisions of Residential Units".
<b>j. Water supply</b>	Concealed PVC coated copper pipes are provided for both hot and cold water. Hot water supply is provided by the temperature modulated circulating type gas water heaters installed on the roof.
<b>4. Miscellaneous</b>	
<b>a. Lifts</b>	One "Schindler 5500" passenger lift serving G/F, 1/F and 2/F is provided for each unit.
<b>b. Letter box</b>	Stainless steel letter box with decorative light strip is provided for each unit.
<b>c. Refuse Collection</b>	One refuse storage and material recovery chamber is provided on G/F of the plant room house for collection of refuse by cleaners from each unit.
<b>d. Water meter, electricity meter and gas meter</b>	Separate water meter for each unit is provided at master meter room. Separate electricity is provided at L.V. switchroom at the plant room house. Separate Towngas meter for each unit is provided inside the gas meter room at G/F of each unit.

Item	Description
<b>5. Security facilities</b>	
	CCTV cameras are installed at foyer, yard, garage and roof. Panic alarm buttons are installed at living room, dining room, family room and master bedroom. Common fault signals from lift and panic alarms are connected to the guardhouse. For security system in public areas, long range readers for car access control, remote controls for main gate, smart card and security code access control panel are provided at the property gate. CCTV and laser scan detectors are installed inside the Development.
<b>6. Appliances</b>	
	For brand name and model number of appliances, please refer to the "Appliances Schedule for typical units".

The Vendor undertakes that if lifts or appliances of the specified brand name or model number as stated respectively in items 4(a) and 6 above are not installed in the Development, lifts or appliances of comparable quality will be installed.



### 藍塘道37號A單位

細項	描述
<b>1. 外部裝修物料</b>	
<b>a. 外牆</b>	<p><b>單位外牆</b> 單位外飾面為天然石材、幕牆、玻璃牆及鋁質百葉板。幕牆質料採用鋁框雙層透明玻璃(中空玻璃)，內側裝有窗簾。玻璃牆採用鋁框雙層透明玻璃(中空玻璃)。天台層鋪飾天然石材、鋁板及鋁質百葉板。單位圍牆採用天然石材及透明強化玻璃欄杆。</p> <p><b>公眾地方外牆</b> 現有砌石牆及分隔屏鋪飾天然石材，混凝土護土牆鋪飾天然石材、同質牆磚及安裝垂直綠化牆。</p>
<b>b. 窗戶</b>	鋁窗框安裝雙層酸蝕刻玻璃(中空玻璃)及鋁質百葉板。
<b>c. 窗台</b>	不適用。
<b>d. 花槽</b>	<p><b>單位花槽</b> 天台盆栽採用天然石飾面。</p> <p><b>公共地方的花槽</b> 於混凝土護土牆及機房的花槽鋪飾天然石材。設備通道的花槽鋪飾天然石材及髹乳膠漆。</p>
<b>e. 陽台或露台</b>	<p>所有露台均鋪設高台再造木地板。</p> <p>位於客廳的露台是部分有蓋。</p> <p>位於睡房4的露台是部分有蓋。</p> <p>位於主人睡房的露台是完全有蓋。</p> <p>住宅物業中沒有陽台。</p>
<b>f. 乾衣設施</b>	不適用。
<b>2. 室內裝修物料</b>	
<b>a. 大堂</b>	不適用。
<b>b. 內牆及天花板</b>	<p><b>內牆</b> 客廳及飯廳內牆鋪飾天然石材、木紋飾面、不銹鋼及鏡。 睡房1、睡房2及睡房4鋪設木紋飾面、布屏及夾層特色玻璃間隔板(除了睡房4)。 睡房3鋪設木紋飾面、不銹鋼、夾層特色玻璃間隔板及鏡。 主人睡房鋪設木紋飾面、布屏、夾層特色玻璃間隔板及鏡。</p> <p><b>天花</b> 客廳及飯廳天花裝石膏板、髹乳膠漆及鋪設木紋飾面。 睡房1、睡房2、睡房4及主人睡房天花裝設石膏板、髹乳膠漆及鋪設木紋飾面(除了睡房2)。 睡房3裝設石膏板髹乳膠漆。</p>
<b>c. 室內地板</b>	<p><b>室內地台</b> 客廳及飯廳鋪飾天然石材。 睡房1、睡房2、睡房3、睡房4及主人睡房鋪砌複合木地板。</p> <p><b>地腳線</b> 客廳及飯廳、電梯內部、起居室及走廊、多用途房、睡房1、睡房2、睡房3、睡房4及主人睡房裝設不銹鋼地腳線。</p>

細項	描述
<b>2. 室內裝修物料</b>	
<b>d. 浴室</b>	<p><b>睡房浴室及主人浴室</b> 內牆鋪飾天然石材至假天花位置；天然石材地板；假天花裝設防潮水泥板，表面髹乳膠漆。</p> <p><b>洗手間</b> 內牆鋪飾天然石材、鏡及木皮飾板至假天花位置；天然石材地板；假天花裝設石膏板，表面髹乳膠漆。 局部不銹鋼地腳線。</p> <p><b>多用途浴室</b> 牆身鋪砌瓷磚至假天花位置；地台鋪砌瓷磚；假天花裝設防潮水泥板，表面髹乳膠漆。</p>
<b>e. 廚房</b>	<p>煮食爐後牆身鋪飾不銹鋼；廚櫃蓋掩範圍鋪砌瓷磚。</p> <p>地台鋪飾天然石材；石膏板天花髹乳膠漆。灶台鋪砌賽麗石。</p>

### 藍塘道37號A單位

細項	描述
3. 室內裝置	
<b>a. 門</b>	<p><b>單位正門入口</b> 金屬門鑲飾複合木板，裝設金屬鉸、氣鼓、門把及門鎖。</p> <p><b>廚房通往小巷</b> 金屬門鑲飾複合木板，外側有青銅裝飾細節，內側為木紋飾面，裝設金屬鉸、水平門把及門鎖。</p> <p><b>廚房通往庭院</b> 鋁框摺疊門鑲飾雙層透明玻璃鋁框摺疊門鑲飾雙層透明玻璃(中空玻璃)，裝設金屬門把及門鎖。</p> <p><b>廚房通往客廳及飯廳</b> 實心防火木門，鑲有防火玻璃屏及木紋飾面，裝設金屬鉸、門把及氣鼓。</p> <p><b>睡房</b> 木紋飾面實心木門，裝設金屬鉸、門把及門鎖。</p> <p><b>多用途房及通往車房大堂</b> 膠夾板及木紋飾面實心木門，裝設金屬鉸及門把。</p> <p><b>樓梯底儲物室</b> 木紋飾面百葉實心門，裝設金屬鉸。</p> <p><b>洗手間</b> 木紋飾面百葉實心木門，裝設金屬鉸、門把及門鎖。</p> <p><b>儲物室及多用途浴室</b> 膠夾板飾面實心木門，裝設金屬鉸、門把及門鎖。</p> <p><b>浴室1、浴室2及浴室3</b> 不銹鋼框滑動夾層特色玻璃門。</p> <p><b>浴室4</b> 木紋飾面實心滑動門，裝設門把。</p> <p><b>主人浴室</b> 夾層特色玻璃及鏡面電滑動門，不銹鋼門框。</p> <p><b>露台</b> 鋁框雙層透明玻璃(中空玻璃)門，內側裝有窗簾。門裝設金屬鉸、門把及門鎖。</p> <p><b>平台門</b> 鋁框門鑲飾雙層透明玻璃(中空玻璃)，門裝設金屬鉸、門把及門鎖。</p> <p><b>熱水爐區域門</b> 金屬門，內側鋪飾鏡面，裝設金屬鉸、水平門把及門鎖。</p>

細項	描述
3. 室內裝置	
<b>b. 浴室</b>	<p><b>浴室1、浴室2及浴室4</b> 所有浴室均設天然石材檯面，配以木紋飾面木地櫃。鏡面木地櫃鋪飾木紋飾面及不銹鋼，裝設鏡底除霧貼。 裝置及設備包括陶瓷座廁、聚酯和丙烯酸聚合物複合質料洗手盆及仿石浴缸(浴室2)(尺寸1495毫米(長) x 803毫米(闊) x 600毫米(高))及可麗耐人造石浴缸(浴室1及浴室4)(尺寸1600毫米(長) x 900毫米(闊) x 520毫米(高))連鍍鉻冷熱水龍頭、浴室電視機、保暖毛巾架、化妝鏡(只限浴室2)及廁紙座。淋浴間裝設鍍鉻花灑水龍頭及蒸汽裝置。</p> <p><b>浴室3</b> 浴室3設有木紋飾面木地櫃，配以天然石材檯面。鏡面木地櫃鋪飾木紋飾面及不銹鋼，裝設鏡底除霧貼。浴室3不設置浴缸。 裝置及設備包括陶瓷座廁、聚酯和丙烯酸聚合物複合質料洗手盆連鍍鉻冷熱水龍頭、保暖毛巾架、廁紙座及桑拿爐系統。 淋浴間裝設鍍鉻花灑水龍頭及蒸汽裝置。</p> <p><b>主人浴室</b> 主人浴室裝設天然石材檯面，配以木紋飾面木地櫃。 裝置及設備包括陶瓷座廁、玻璃色料樹脂複合質料洗手盆及丙烯酸浴缸(尺寸1905毫米(長) x 1041毫米(闊) x 635毫米(高))連鍍鉻冷熱水龍頭、浴室電視機、保暖毛巾架、化妝鏡及廁紙座。淋浴間裝設鍍鉻花灑水龍頭及蒸汽裝置。</p> <p><b>洗手間</b> 洗手間裝設天然石材檯面及木紋飾面木地櫃，牆身鑲鏡。 裝置及設備包括陶瓷座廁、陶瓷/仿石洗手盆連鍍鉻冷熱水龍頭。</p> <p><b>多用途浴室</b> 多用途浴室裝設陶瓷座廁、洗手盆連鍍鉻冷熱水龍頭。淋浴間裝設鍍鉻花灑水龍頭，牆身鑲鏡。多用途浴室不設置浴缸。 有關供水系統的類型和用料，請參閱第3(j)項。 裝置及設備的進一步詳情亦請參閱「設備附表」。</p>
<b>c. 廚房</b>	<p>廚櫃設有漆面/木紋飾面MDF櫃門，MFC地櫃外框飾以漆面，另有不銹鋼飾面旋轉檯。廚櫃裝設不銹鋼洗滌盆、鍍鉻冷熱水龍頭、3頭煤氣中式煮食爐、單頭煤氣煮食爐、雙頭電磁爐、嵌入式單頭電焗爐、嵌入式電微波爐、嵌入式電蒸爐、嵌入式雪櫃、嵌入式洗碗機、嵌入式酒窖、抽油煙機、廚餘處理裝置、廚房電視機、煤氣熱水爐遙控器。 另裝設假天花可變冷煤流量空調機及抽氣系統和電動窗簾。 有關供水系統的用料，請參閱第3(j)項。 裝置及設備的進一步詳情亦請參閱「設備附表」。</p>

### 藍塘道37號A單位

細項	描述
<b>3. 室內裝置</b>	
<b>d. 睡房</b>	<p><b>主人睡房</b> 裝設電動羅馬簾。</p> <p><b>睡房1、睡房2及睡房4</b> 裝設電動羅馬簾及電視機(只限睡房2)。</p> <p><b>睡房3</b> 裝設電動羅馬簾、音響系統、電動靜修設備及健身單車。</p>
<b>e. 電話</b>	客廳、飯廳、起居室、多用途房、睡房及廚房均設電話接駁點。有關接駁點數目請參閱「住宅單位機電裝置附表」。
<b>f. 天線</b>	客廳、飯廳、起居室、多用途房、睡房及廚房均設本地電視/FM電台節目的電視/電台插座。有關接駁點及接收點數目請參閱「住宅單位機電裝置附表」。
<b>g. 電力裝置</b>	<p>裝設三相電源連微型斷路器配電箱，附設電流式漏電斷路器。所有客廳、飯廳、起居室、睡房、浴室、主人浴室、衣帽間、主人睡房露台、廚房、多用途房、儲物室、洗手間、樓梯、庭院、車房及平台均裝有電插座。導管式電線隱裝入牆和地台板底部或採用線槽系統，又或隱裝於假天花、假樑及櫃內。幕牆綜合式窗簾系統有電源供應。</p> <p>客廳、飯廳、睡房1、睡房2、睡房3、睡房4、起居室、廚房及衣帽間(主人睡房)裝設家居自動化控制開關及控制屏。家居自動化系統可控制空調機、綜合式窗簾、窗簾、照明/風景佈置、車房捲閘、緊急求救警鐘及視像大門對講電話和廣播訊息系統，並可監察電梯警鐘閉路電視及緊急求救警鐘開關。有關電源點及空調接駁點數目請參閱「住宅單位機電裝置附表」。</p>
<b>h. 氣體供應</b>	裝有煤氣管接至三頭中式煤氣煮食爐、單頭嵌裝式煤氣煮食爐及煤氣熱水爐。
<b>i. 洗衣機接駁點</b>	裝有洗衣機排水喉位及供水喉位。有關接駁點位置請參閱「住宅單位機電裝置附表」。
<b>j. 供水</b>	冷熱水均採用隱裝式聚氯乙稀塗層銅管。供應熱水的循環式恆溫煤氣熱水爐安裝於天台。

細項	描述
<b>4. 雜項</b>	
<b>a. 升降機</b>	每個單位各設一部「Schindler 5500」載客電梯上落地下、1樓及2樓。
<b>b. 信箱</b>	每個單位各設裝飾燈條不銹鋼信箱。
<b>c. 垃圾收集</b>	地下總機器房設有一個垃圾儲存及物料回收室，供清潔工人由每單位收集垃圾。
<b>d. 水錶、電錶及氣體錶</b>	每個單位的獨立水錶設於主水錶房。獨立電錶設於地下總機器房的低壓電掣房。每個單位的獨立煤氣錶自設於地下錶房。
<b>5. 保安設施</b>	
	<p>玄關、庭院、車房及天台均裝有閉路電視攝錄機。客廳、飯廳及主人房裝有緊急求救警鐘按鈕。電梯及緊急求救警鐘故障訊號接通至保安護衛室。</p> <p>公眾地方保安系統包括物業入口大閘的車輛出入長距離閱讀器、大閘遙控裝置、智能卡及保安編碼出入控制屏。發展項目內裝設閉路電視和鐳射探測器。</p>
<b>6. 設備</b>	
	設備的品牌名稱及型號請參閱「藍塘道37號A單位設備說明」。

賣方承諾如發展項目中沒有安裝於上述第4(a)和6細項所指明的品牌名稱或產品型號的升降機或設備，便會安裝品質相若的升降機或設備。

## Unit A, No. 37 Blue Pool Road

Item	Description
<b>1. Exterior Finishes</b>	
<b>a. External wall</b>	<p><b>EXTERNAL WALL OF UNIT</b> Units are finished with natural stone, curtain wall, window wall and aluminium louvres. Curtain wall is composed of aluminium frame with double clear glass (insulated glass unit) fitted with integrated internal blinds. Window wall is composed of aluminium frame with double clear glass (insulated glass unit). Roof floor is finished with natural stone, aluminium cladding and aluminium louvers. Fence wall of units are finished with natural stone and clear tempered glass balustrade.</p> <p><b>EXTERNAL WALL OF PUBLIC AREA</b> Existing masonry wall and screen wall are finished with natural stone, concrete retaining wall are finished with natural stone, homogenous tiles and vertical green wall.</p>
<b>b. Window</b>	Aluminium window frame is fitted with double acid-etched glass (insulated glass unit) and aluminium louvre.
<b>c. Bay Window</b>	Not applicable.
<b>d. Planter</b>	<p><b>PLANTER OF UNIT</b> Potted planters on roof are finished with natural stone.</p> <p><b>PLANTER OF PUBLIC AREA</b> Planters at concrete retaining wall and plant room house are finished with natural stone. Planters at service corridor are finished with natural stone and emulsion paint.</p>
<b>e. Verandah or balcony</b>	All balconies' floors are finished with raised external recycled wood flooring. Balcony located in living room is partially covered. Balcony located in Bedroom 4 is partially covered. Balcony located in master bedroom is fully covered. There is no verandah in the residential property.
<b>f. Drying facilities for clothing</b>	Not applicable.

Item	Description
<b>2. Interior Finishes</b>	
<b>a. Lobby</b>	Not applicable.
<b>b. Internal wall and ceiling</b>	<p><b>INTERNAL WALL</b> Internal walls of living room and dining room are finished with nature stone, wood veneer, stainless steel and mirror. Internal walls of Bedroom 1, Bedroom 2 &amp; Bedroom 4 are finished with wood veneer, fabric panels and laminated feature glass partitions (except Bedroom 4). Bedroom 3 is finished with wood veneer, stainless steel, laminated feature glass partitions and mirror. Master bedroom is finished with wood veneer, fabric panels, laminated feature glass partitions and mirror.</p> <p><b>CEILING</b> Ceilings of living room and dining room are finished with gypsum board, emulsion paint and wood veneer. Bedroom 1, Bedroom 2 &amp; Bedroom 4 and Master bedroom ceilings are finished with gypsum board, emulsion paint and wood veneer (except Bedroom 2). Bedroom 3 is finished with gypsum board and emulsion paint.</p>
<b>c. Internal floor</b>	<p><b>INTERNAL FLOOR</b> Living room and dining room are finished with natural stone. Bedroom 1, Bedroom 2, Bedroom 3, Bedroom 4 and master bedroom are finished with engineering timber flooring.</p> <p><b>SKIRTING</b> Living room, dining room, lift car, family room and corridors, utility room and Bedroom 1, Bedroom 2, Bedroom 3, Bedroom 4, master bedroom are finished with stainless steel.</p>
<b>d. Bathroom</b>	<p><b>BATHROOMS OF BEDROOMS AND MASTER BEDROOM</b> Internal walls are finished with natural stone up to the false ceiling. Floor is finished with natural stone. False ceiling is fitted with moisture-proof cement board and finished with emulsion paint.</p> <p><b>LAVATORY</b> Internal walls are finished with natural stone, mirror and wood veneer panels. Floor is finished with natural stone. False ceiling is fitted with gypsum board and finished with emulsion paint. Partially skirted with stainless steel.</p> <p><b>UTILITY BATHROOM</b> Walls are finished with ceramic tiles up to the false ceiling. Floor is finished with ceramic tiles. False ceiling is fitted with moisture-proof cement board and finished with emulsion paint.</p>
<b>e. Kitchen</b>	Wall behind cooking hobs is finished with stainless steel up to the ceiling. Areas covered by kitchen cabinet are finished with ceramic tiles. Floor is finished with natural stone. Gypsum board ceiling is finished with emulsion paint. Cooking bench is finished with silestone.



## Unit A, No. 37 Blue Pool Road

Item	Description
<b>3. Interior Fittings</b>	
<b>a. Doors</b>	<p><b>MAIN ENTRANCE OF UNIT</b> Metal door and finished with engineered timber panel fitted with metal hinges, closer, door handles and lockset.</p> <p><b>KITCHEN TO SIDE LANE</b> Metal door finished with engineered timber panel and bronze trim on the external side and timber veneer on the internal side fitted with metal hinges, lever handles and lockset.</p> <p><b>KITCHEN TO YARD</b> Aluminium framed folding door is fitted with double clear glass (insulated glass unit) with metal handles and lockset.</p> <p><b>KITCHEN TO LIVING ROOM AND DINING ROOM</b> Fire rated solid core timber door with fire rated glass panel finished with wood veneer and fitted with metal hinges, lever handles and closer.</p> <p><b>BEDROOM</b> Solid core timber door finished with wood veneer and fitted with metal hinges, lever handles and lockset.</p> <p><b>UTILITY ROOM AND LOBBY TO GARAGE</b> Solid core timber door and finished with plastic laminate and wood veneer and fitted with metal hinges and lever handles.</p> <p><b>STORE UNDER STAIRCASE</b> Solid core timber door and finished with wood veneer and fitted with metal hinges.</p> <p><b>LAVATORY</b> Solid core timber door with louvre finished with wood veneer and fitted with metal hinges, lever handles and lockset.</p> <p><b>STOREROOM AND UTILITY BATHROOM</b> Solid core timber door finished with plastic laminate and fitted with metal hinges, lever handles and lockset.</p> <p><b>BATHROOM 1, BATHROOM 2 &amp; BATHROOM 3</b> Sliding laminated feature glass door with stainless steel frame.</p> <p><b>BATHROOM 4</b> Sliding solid core door finished with wood veneer and fitted with handle.</p> <p><b>MASTER BATHROOM</b> Electrical sliding door made of laminated feature glass and mirror with stainless steel frame.</p> <p><b>BALCONY</b> Aluminium frame with double clear glass (insulated glass unit) with integrated internal blinds. Door is fitted with metal hinges, handles and lockset.</p> <p><b>DOOR TO FLAT ROOF</b> Aluminium framed door is fitted with double clear glass (insulated glass unit). Door is fitted with metal hinges, handles and lockset.</p>

Item	Description
<b>3. Interior Fittings</b>	
<b>a. Doors</b>	<p><b>DOOR TO WATER HEATER AREA</b> Metal door finished with mirror on the internal side fitted with metal hinges, lever handles and lockset.</p>
<b>b. Bathroom</b>	<p><b>BATHROOM 1, BATHROOM 2 &amp; BATHROOM 4</b> Bathrooms are fitted with natural stone countertop on wooden cabinet finished with wood veneer. Wooden mirror cabinet is finished with wood veneer and stainless steel and fitted with mirror demister. Fittings and equipments include vitreous china water closet, composite material of polyester and acrylic polymer wash basin and quarry cast bath tub (for bathroom 2) (sizes 1495mm (L) x 803mm (W) x 600mm (H)) and corian bath tub (for bathroom 1 &amp; bathroom 4) (sizes 1600mm (L) x 900mm (W) x 520mm (H)) with chrome-plated mixers, bath TV, towel warmer bar, make up mirror (for bathroom 2 only) and paper holder. Shower cubicle is fitted with chrome-plated shower set and steam generator.</p> <p><b>BATHROOM 3</b> Bathroom 3 is fitted with natural stone countertop on wooden cabinet is finished with wood veneer. Wooden mirror cabinet finished with wood veneer and stainless steel and fitted with mirror demister. There is no bath tub for Bathroom 3. Fittings and equipments include vitreous china water closet, composite material of polyester and acrylic polymer wash basin with chrome-plated mixers, towel warmer bar, paper holder and sauna system. Shower cubicle is fitted with chrome-plated shower set and steam generator.</p> <p><b>MASTER BATHROOM</b> Master bathroom is fitted with natural stone countertop on wooden cabinet finished with wood veneer. Fittings and equipments include vitreous china water closet, composite material of glass pigments and resin wash basin and acrylic bath tub (sizes 1905mm (L) x 1041mm (W) x 635mm (H)) with chrome-plated mixers, bath TV, towel warmer bar, make up mirror and paper holder. Shower cubicle is fitted with chrome-plated shower set and steam generator.</p> <p><b>LAVATORY</b> Lavatory is fitted with natural stone countertop on wooden cabinet finished with wood veneer and mirror on wall. Fittings and equipments include vitreous china water closet, vitreous china/quarry case wash basin with chrome-plated mixers.</p> <p><b>UTILITY BATHROOM</b> Utility bathroom is fitted with vitreous china water closet, wash basin with chrome-plated mixers. Shower cubicle is fitted with chrome-plated shower set and mirror on wall. There is no bath tub for the utility bathroom. Please refer to item 3(j) for the type and materials of water supply system. For further information of fittings and equipments, please also refer to the "Appliances Schedule".</p>

## Unit A, No. 37 Blue Pool Road

Item	Description
<b>3. Interior Fittings</b>	
<b>c. Kitchen</b>	<p>Kitchen cabinet fitted with MDF cabinet door in lacquer/wooden veneer finish, MFC base cabinet carcass in lacquer finish and swing bench in stainless steel finish.</p> <p>Cabinet fitted with stainless steel sink, chrome-plated sink mixer, 3-burner Chinese gas stove system, single-head gas hob, dual-head induction hob, built-in electric single oven, built-in electric microwave oven, built-in electric steam oven, built-in fridge freezer, built-in dishwasher, built-in wine cellar, exhaust hood, food waste disposer, kitchen TV, gas water heater remote control.</p> <p>VRV air conditioner and air extraction system are installed inside false ceiling and motorized blinds are provided.</p> <p>Please refer to item 3(j) for the material of the water supply system.</p> <p>For further information of fittings and equipments, please refer to the “Appliances Schedule”.</p>
<b>d. Bedroom</b>	<p><b>MASTER BEDROOM</b> Fitted with motorized roller blinds.</p> <p><b>BEDROOM 1, BEDROOM 2 &amp; BEDROOM 4</b> Fitted with motorized roller blinds and TV (for Bedroom 2 only).</p> <p><b>BEDROOM 3</b> Fitted with motorized roller blinds, Hifi, motorized exercise mediation and exercise bike.</p>
<b>e. Telephone</b>	<p>Telephone connection points are provided for living room, dining room, family room, utility room, bedrooms and kitchen.</p> <p>For the number and location of connection points, please refer to the “Schedule of Mechanical &amp; Electrical Provisions of Residential Units”.</p>
<b>f. Aerials</b>	<p>TV/FM outlets for local TV/FM radio programmers are provided in living room, dining room, family room, utility room, bedrooms and kitchen.</p> <p>For the number and location of connection points and access points, please refer to the “Schedule of Mechanical &amp; Electrical Provisions of Residential Units”.</p>
<b>g. Electrical installations</b>	<p>Three-phase electricity supply with miniature circuit breakers distribution boards completed with residual-current device is provided. Socket outlets are provided in all living room, dining room, family room, bedrooms, bathrooms, master bathroom, closet, balcony of master bedroom, kitchen, utility room, store rooms, lavatory, staircase, yard, garage and flat roof. Conduit wiring concealed in wall and slab soffit or in trucking system, or enclosed in false ceilings, bulkhead and cabinets. Power supply for integrated blind system at curtain wall is provided.</p> <p>Home automation (HA) control switches and panels are installed at living room, dining room, Bedroom 1, Bedroom 2, Bedroom 3, Bedroom 4, family room, kitchen and closet (master bedroom). HA system includes control of air-conditioning system, integrated blind, window curtain, lighting/scene setting, garage shutter, panic alarm, video door phone and broadcast messaging, monitoring of CCTV of lift alarm and panic alarm switch.</p> <p>For the number and location of power points and air-conditioner points, please refer to the “Schedule of Mechanical &amp; Electrical Provisions of Residential Units”.</p>

Item	Description
<b>3. Interior Fittings</b>	
<b>h. Gas supply</b>	Towngas supply pipes are provided and connected to 3-burner Chinese gas stove system, single-head gas hob and gas water heaters.
<b>i. Washing machine connection point</b>	<p>Drain point and water point are provided for washing machine.</p> <p>For location of connection points, please refer to the “Schedule of Mechanical &amp; Electrical Provision Plans of Residential Units”.</p>
<b>j. Water supply</b>	<p>Concealed PVC coated copper pipes are provided for both hot and cold water.</p> <p>Hot water supply is provided by the temperature modulated circulating type gas water heaters installed on the roof.</p>
<b>4. Miscellaneous</b>	
<b>a. Lifts</b>	One “Schindler 5500” passenger lift serving G/F, 1/F and 2/F is provided for each unit.
<b>b. Letter box</b>	Stainless steel letter box with decorative light strip is provided for each unit.
<b>c. Refuse Collection</b>	One refuse storage and material recovery chamber is provided on G/F of plant room house for collection of refuse by cleaners from each unit.
<b>d. Water meter, electricity meter and gas meter</b>	Separate water meter for each unit is provided at master meter room. Separate electricity is provided at L.V. switchroom at plant room house. Separate Towngas meter for each unit is provided inside the gas meter room at G/F of each unit.
<b>5. Security facilities</b>	
	<p>CCTV cameras are installed at foyer, yard, garage and roof. Panic alarm buttons are installed at living room, dining room and master bedroom. Common fault signals from lift and panic alarms are connected to the guardhouse.</p> <p>For security system in public areas, long range readers for car access control, remote controls for main gate, smart card and security code access control panel are provided at the property gate. CCTV and laser scan detectors are installed inside the Development.</p>
<b>6. Appliance</b>	
	For brand name and model number of appliances, please refer to the “Appliances Schedule for Unit A, No. 37 Blue Pool Road”.

The Vendor undertakes that if lifts or appliances of the specified brand name or model number as stated respectively in items 4(a) and 6 above are not installed in the Development, lifts or appliances of comparable quality will be installed.

## 藍塘道39號B單位

細項	描述
<b>1. 外部裝修物料</b>	
<b>a. 外牆</b>	<b>單位外牆</b> 單位外飾面為天然石材、幕牆、玻璃牆及鋁質百葉板。幕牆質料採用鋁框雙層透明玻璃(中空玻璃)，內側裝有窗簾。玻璃牆採用鋁框雙層透明玻璃(中空玻璃)。天台層鋪飾天然石材、鋁板及鋁質百葉板。單位圍牆採用天然石材及透明強化玻璃欄杆。 <b>公眾地方外牆</b> 現有砌石牆及分隔屏鋪飾天然石材、混凝土護土牆鋪飾天然石材、同質牆及安裝垂直綠化牆。
<b>b. 窗</b>	浴室鋁窗框安裝雙層酸蝕玻璃(中空玻璃)及鋁質百葉板。
<b>c. 窗台</b>	不適用。
<b>d. 花槽</b>	<b>單位花槽</b> 天台盆栽採用天然石飾面。 天台及庭院盆栽採用玻璃纖維飾面。 <b>公共地方的花槽</b> 於混凝土護土牆及機房的花槽鋪飾天然石材。設備通道的花槽鋪飾天然石材及髹乳膠漆。
<b>e. 陽台或露台</b>	所有露台均鋪設高台外部木地板。 位於客廳的露台是部分有蓋。 位於主人睡房的露台是部分有蓋。 位於起居室2的露台是完全有蓋。 住宅物業中沒有陽台。
<b>f. 乾衣設施</b>	不適用。
<b>2. 室內裝修物料</b>	
<b>a. 大堂</b>	不適用。
<b>b. 內牆及天花板</b>	<b>內牆</b> 客廳及飯廳內牆鋪設天然石材、木紋飾面及布屏。 睡房1鋪設牆紙。 睡房2鋪設牆紙及布屏。 主人睡房鋪設木紋飾面、皮屏及鏡。 <b>天花板</b> 客廳、飯廳、睡房1、睡房2及主人睡房天花裝設石膏板、髹乳膠漆及部分不銹鋼飾面。
<b>c. 內部地板</b>	<b>室內地板</b> 客廳及飯廳採用天然石材地板。 起居室1、起居室2、睡房1及睡房1旁的衣帽間、睡房2、主人睡房及主人睡房旁的衣帽間鋪砌複合木地板。 <b>地腳線</b> 客廳及飯廳、起居室1、起居室2、睡房1及睡房1旁的衣帽間、睡房2、主人睡房及主人睡房旁的衣帽間裝設鋁金屬腳線。

細項	描述
<b>2. 室內裝修物料</b>	
<b>d. 浴室</b>	<b>浴室1及2</b> 內牆外露部份鋪飾天然石材(浴室1)及玻璃馬賽克(浴室2)至假天花位置。天然石材鋪設於地板外露部份。假天花裝設石膏板髹防水乳膠漆。 <b>主人浴室</b> 內牆外露部份鋪飾天然石材至假天花位置。天然石材地板鋪設於地板外露部份。假天花裝設石膏板髹防水乳膠漆。桑拿房天花裝設鋁板假天花，地台及內牆外露部份至假天花位置鋪設天然石材。 <b>洗手間</b> 內牆外露部份鋪飾天然石材至假天花位置。天然石材地板鋪設於地板外露部份。假天花裝設石膏板髹防水乳膠漆。 <b>多用途浴室</b> 內牆及地台外露部份鋪飾瓷磚至假天花位置。假天花裝設石膏板髹防水乳膠漆。
<b>e. 廚房</b>	<b>地下廚房</b> 內牆鋪砌不銹鋼板至假天花位置，廚櫃遮蓋範圍鋪瓷磚。地台鋪設天然石材加不銹鋼地腳線。假天花裝設防潮水泥板，表面髹乳膠漆。灶台裝修物料為人造石材。 <b>一樓廚房</b> 內牆及地台外露部份鋪飾瓷磚至假天花位置。假天花裝設石膏板髹防水乳膠漆。灶台裝修物料為人造石材。
<b>3. 室內裝置</b>	
<b>a. 門</b>	<b>單位正門入口</b> 金屬門鑲飾複合木板，裝設金屬鉸、氣鼓、門把及門鎖。 <b>廚房通往小巷</b> 金屬門鑲飾複合木板，外側有青銅裝飾細節，內側為木紋飾面，裝設金屬鉸、水平門把及門鎖。 <b>廚房通往庭院</b> 鋁框摺疊門鑲飾雙層透明玻璃(中空玻璃)，裝設金屬門把及門鎖。 <b>客廳以及飯廳通往庭院</b> 鋁框摺疊門鑲飾雙層透明玻璃(中空玻璃)，裝設金屬門把及門鎖。 <b>通往車房大堂</b> 木紋飾面實心木門，裝設金屬鉸、氣鼓及水平門把。 <b>樓梯底儲物室</b> 木紋飾面實心木門，裝設金屬鉸、水平門把及門鎖。 <b>洗手間</b> 木紋飾面實心木門，裝設金屬鉸、氣鼓、水平門把及門鎖。 <b>廚房通往客廳及飯廳</b> 實心防火木門，鑲有防火玻璃屏及木紋飾面，裝設金屬鉸、氣鼓及門把。 <b>一樓廚房</b> 木紋飾面實心防火木門，裝設金屬鉸、氣鼓、水平門把及門鎖。 <b>一樓儲物室</b> 油漆飾面實心木門，裝設金屬鉸、氣鼓、水平門把及門鎖。 <b>多用途浴室</b> 油漆飾面實心木門，裝設金屬鉸、氣鼓、水平門把及門鎖。



### 藍塘道39號B單位

細項	描述
<b>3. 室內裝置</b>	
<b>a. 門</b>	<p><b>睡房1及2</b> 木紋飾面實心木門，裝設金屬鉸、水平門把及門鎖。</p> <p><b>主人睡房浴室</b> 木紋飾面實心木門，裝設金屬鉸、氣鼓、水平門把及門鎖。</p> <p><b>浴室1</b> 木紋飾面及鏡實心木趟門，裝設金屬門把及門鎖。</p> <p><b>睡房1往衣帽間、浴室2及2樓走廊通往各房間</b> 木紋飾面實心木趟門，裝設金屬門把及門鎖。</p> <p><b>露台</b> 鋁框雙層透明玻璃(中空玻璃)門，內側裝有窗簾。門裝設金屬鉸、門把及門鎖。</p> <p><b>平台門</b> 鋁框門鑲飾雙層透明玻璃(中空玻璃)。門裝設金屬鉸、門把及門鎖。</p> <p><b>熱水爐區域門</b> 金屬門，內側鋪飾膠板，裝設金屬鉸、水平門把及門鎖。</p>
<b>b. 浴室</b>	<p><b>浴室1</b> 睡房1浴室設天然石材檯面，配以亮漆飾面木地櫃和裝有鏡底除霧貼的鏡面、不銹鋼飾面及亮漆飾面木鏡櫃。裝置及設備包括陶瓷座廁及洗手盆及釉面塗層鈦鋼浴缸(尺寸1700毫米(長) x 700毫米(闊) x 450毫米(高))連鍍鉻冷熱水龍頭、加熱毛巾架、毛巾杆及廁紙座。淋浴間裝設鍍鉻花灑水龍頭，另提供可變冷煤流量空調系統(與衣帽間共用)和假天花內抽風系統。</p> <p><b>浴室2</b> 睡房2浴室設天然石材檯面，配以亮漆飾面木地櫃和裝有鏡底除霧貼的鏡面、不銹鋼飾面及亮漆飾面木鏡櫃。裝置及設備包括陶瓷座廁及洗手盆及釉面塗層鈦鋼浴缸(尺寸1650毫米(長) x 750毫米(闊) x 420毫米(高))連鍍鉻冷熱水龍頭、加熱毛巾架、毛巾杆及廁紙座。淋浴間裝設鍍鉻花灑水龍頭，另提供可變冷煤流量空調系統(與睡房2共用)和假天花內抽風系統。</p> <p><b>主人浴室</b> 主人浴室裝設天然石材檯面，配以天然石材及木紋飾面木地櫃和裝有鏡底除霧貼的鏡面、不銹鋼飾面及木紋飾面木鏡櫃。裝置及設備包括陶瓷座廁及洗手盆及釉面塗層鈦鋼浴缸(尺寸1800毫米(長)x800毫米(闊)x450毫米(高))連鍍鉻冷熱水龍頭、加熱毛巾架、毛巾杆及廁紙座。桑拿室裝設蒸氣產生器。淋浴間裝設鍍鉻花灑水龍頭。另提供可變冷煤流量空調系統和假天花內抽風系統。</p> <p><b>洗手間</b> 洗手間裝設天然石材檯面，配以玻璃及亮漆飾面木地櫃。裝置及設備包括陶瓷座廁及洗手盆、毛巾杆、廁紙座及鏡。</p> <p><b>多用途浴室</b> 多用途浴室裝設陶瓷座廁及洗手盆連鍍鉻冷熱水龍頭、毛巾杆、廁紙座及鏡。淋浴間設有鍍鉻花灑水龍頭，另提供抽氣系統。多用途浴室不設置浴缸。 有關供水系統的類型和用料，請參閱第3(j)項。 裝置及設備的進一步詳情亦請參閱「設備附表」。</p>

細項	描述
<b>3. 室內裝置</b>	
<b>c. 廚房</b>	<p><b>地下廚房</b> 廚櫃裝設亮漆面MDF櫃門，MFC地櫃櫃身採用亮漆飾面，實硬木滑動檯面。廚櫃裝有不銹鋼洗滌盆、鍍鉻洗滌盆冷熱水龍頭、三頭中式煤氣煮食爐、單頭煤氣煮食爐、雙頭電磁爐、嵌入式單頭電磁焗爐、嵌入式微波爐、嵌入式電蒸爐、嵌入式雪櫃與冷凍櫃、嵌入式洗碗機、嵌入式酒窖、抽油煙機、廚餘處理器、廚房電視機、煤氣熱水爐遙控裝置，另假天花內置可變冷煤流量空調機及抽氣系統。</p> <p><b>一樓廚房</b> 廚櫃裝設膠板飾面櫃門及櫃身。廚櫃裝有不銹鋼洗滌盆、鍍鉻洗滌盆冷熱水龍頭、嵌入式電磁爐、嵌入式微波爐、嵌入式雪櫃、抽油煙機、嵌入式洗衣乾衣機，另提供視聽門鈴系統、假天花內置可變冷煤流量空調機及抽氣系統。 有關供水設備的用料，請參閱第3(j)項。 裝置及設備的進一步詳情亦請參閱「設備附表」。</p>
<b>d. 睡房</b>	沒有裝置。
<b>e. 電話</b>	車房、主人睡房、睡房1、睡房2、起居室1、起居室2及廚房均設專用電話接駁點。有關接駁點及接收點數目及位置請參閱「住宅單位機電裝置附表」。
<b>f. 天線</b>	客廳及飯廳、主人睡房、睡房1、睡房2、起居室1、起居室2及廚房均設本地電視/FM電台節目的電視/電台插座。 有關接駁點及接收點數目及位置請參閱「住宅單位機電裝置附表」。
<b>g. 電力裝置</b>	裝設三相電源連微型斷路器配電箱，附設電流式漏電斷路器。客廳、飯廳、起居室、睡房、浴室、主人浴室、衣帽間、起居室2露台、廚房、儲物室、洗手間、樓梯、庭院、車房及平台均裝有電插座。導電式電線隱裝入牆和地台板底部或採用線槽系統，又或隱裝於假天花、假樑及櫃內。幕牆綜合式窗簾系統有電源供應。 客廳、飯廳、主人睡房、睡房及起居室裝設家居自動化控制開關及控制屏。家居自動化系統可控制空調機、綜合式窗簾、窗簾、照明/風景佈置、車房捲閘、緊急求救警鐘及視像大門對講電話和廣播訊息系統，並可監察電梯警鐘閉路電視及緊急求救警鐘開關。 有關電源點及空調接駁點數目請參閱「住宅單位機電裝置附表」。
<b>h. 氣體供應</b>	裝有煤氣管接至三頭中式煤氣煮食爐、單頭嵌裝式煤氣煮食爐及煤氣熱水爐。
<b>i. 洗衣機接駁點</b>	裝有洗衣機排水喉位及供水喉位。 有關接駁點位置請參閱「住宅單位機電裝置附表」。
<b>j. 供水</b>	冷熱水均採用隱裝式聚氯乙稀塗層銅管。 供應熱水的循環式恆溫煤氣熱水爐安裝於天台。
<b>4. 雜項</b>	
<b>a. 升降機</b>	每個單位各設一部「Schindler 5500」載客電梯上落地下、1樓及2樓。
<b>b. 信箱</b>	每個單位各設裝飾燈條不銹鋼信箱。
<b>c. 垃圾收集</b>	地下總機房設有一個垃圾儲存及物料回收室，供清潔工人由每單位收集垃圾。
<b>d. 水錶、電錶及氣體錶</b>	每個單位的獨立水錶設於主水錶房。獨立電錶設於地下總機器房的低壓電掣房。每個單位的獨立煤氣錶自設於地下錶房。



藍塘道39號B單位

細項	描述
5. 保安設施	
	入口大堂、天井、車房及天台均裝有閉路電視攝錄機。客廳、飯廳、起居室1、起居室2及主人睡房裝有緊急求救警鐘按鈕。電梯及緊急求救警鐘故障訊號接通至保安護衛室。 公眾地方保安系統包括物業入口大閘的車輛出入長距離閱讀器、大閘搖控裝置、智能卡及保安編碼出入控制屏。發展項目內裝設閉路電視和鐳射探測器。
6. 設備	
	設備的品牌名稱及型號請參閱「標準單位設備說明」。

賣方承諾如發展項目中沒有安裝於上述第4(a)和6細項所指明的品牌名稱或產品型號的升降機或設備，便會安裝品質相若的升降機或設備。

## Unit B, No. 39 Blue Pool Road

Item	Description
<b>1. Exterior Finishes</b>	
<b>a. External wall</b>	<p><b>EXTERNAL WALL OF UNIT</b> Units are finished with natural stone, curtain wall, window wall and aluminium louvres. Curtain wall is composed of aluminium frame with double clear glass (insulated glass unit) fitted with integrated internal blinds. Window wall is composed of aluminium frame with double clear glass (insulated glass unit). Roof floor is finished with natural stone, aluminium cladding and aluminium louvers. Fence wall of units are finished with natural stone and clear tempered glass balustrade.</p> <p><b>EXTERNAL WALL OF PUBLIC AREA</b> Existing masonry wall and screen wall are finished with natural stone, concrete retaining wall are finished with natural stone, homogenous tiles and vertical green wall.</p>
<b>b. Window</b>	Aluminium window frame is fitted with double acid-etched glass (insulated glass unit) and aluminium louvre.
<b>c. Bay Window</b>	Not applicable.
<b>d. Planter</b>	<p><b>PLANTER OF UNIT</b> Potted planters on roof are finished with natural stone. Planters on roof and courtyard are finished with fibreglass.</p> <p><b>PLANTER OF PUBLIC AREA</b> Planters at concrete retaining wall and plant room house are finished with natural stone. Planters at service corridor are finished with natural stone and emulsion paint.</p>
<b>e. Verandah or balcony</b>	All balconies' floors are finished with raised external timber flooring. Balcony located in living room is partially covered. Balcony located in master bedroom is partially covered. Balcony located in family room 2 is fully covered. There is no verandah in the residential properties.
<b>f. Drying facilities for clothing</b>	Not applicable.
<b>2. Interior Finishes</b>	
<b>a. Lobby</b>	Not applicable.
<b>b. Internal wall and ceiling</b>	<p><b>INTERNAL WALL</b> Internal walls of living room, dining room are finished with natural stone, wood veneer and fabric panels. Bedroom 1 is finished with wall paper. Bedroom 2 is finished with wall paper and fabric panel. Master bedroom is finished with wood veneer, leather panel and mirror.</p> <p><b>CEILING</b> Ceiling at living room, dining room, bedroom 1, bedroom 2 and master bedroom are finished with gypsum board with emulsion paint and partially finished with stainless steel.</p>
<b>c. Internal floor</b>	<p><b>INTERNAL FLOOR</b> Living/ dining room are finished with natural stone. Family room 1, family room 2, bedroom 1 and walk-in closet beside bedroom 1, bedroom 2, master bedroom and walk-in closet beside master bedroom are finished with engineered natural oak flooring.</p>

Item	Description
<b>2. Interior Finishes</b>	
<b>c. Internal floor</b>	<p><b>SKIRTING</b> Living room and dining room, family room 1, family room 2, bedroom 1 and walk-in closet beside bedroom 1, bedroom 2, master bedroom and walk-in closet beside master bedroom are finished with aluminium skirting.</p>
<b>d. Bathroom</b>	<p><b>BATHROOM 1 &amp; 2</b> Internal walls are finished with natural stone (for bathroom 1) and glass mosaic (for bathroom 2) where exposed up to the false ceiling. Floor is finished with natural stone where exposed. False ceiling is fitted with gypsum board finished with moisture resistant paint.</p> <p><b>MASTER BATHROOM</b> Internal walls are finished with natural stone where exposed up to the false ceiling. Floor is finished with natural stone where exposed. False ceiling is fitted with gypsum board and finished with moisture resistant paint. Sauna room ceiling is finished with aluminium panels and internal walls and floor are finished with natural stone where exposed up to the false ceiling.</p> <p><b>LAVATORY</b> Internal walls are finished with natural stone where exposed up to the false ceiling. Floor is finished with natural stone where exposed. False ceiling is fitted with gypsum board and finished with moisture resistant paint.</p> <p><b>UTILITY BATHROOM</b> Internal walls and floor are finished with ceramic tiles where exposed up to false ceiling. False ceiling is fitted with gypsum board and finished with moisture resistant paint.</p>
<b>e. Kitchen</b>	<p><b>G/F KITCHEN</b> Internal walls are finished with stainless steel panel up to false ceiling and ceramic tiles for those areas covered by kitchen cabinet. Floor is finished with natural stone and stainless steel skirting. False ceiling is fitted with moisture-proof cement board finished in emulsion paint. Cooking bench is finished with artificial stone.</p> <p><b>1/F KITCHEN</b> Internal walls and floor are finished with ceramic tiles where exposed up to false ceiling. False ceiling is fitted with gypsum board and finished with moisture resistant paint. Cooking bench is finished with artificial stone.</p>
<b>3. Interior Fittings</b>	
<b>a. Doors</b>	<p><b>MAIN ENTRANCE OF UNIT</b> Metal door are finished with engineered timber panel fitted with metal hinges, closer, door handles and lockset.</p> <p><b>KITCHEN TO SIDE LANE</b> Metal door finished with engineered timber panel and bronze trim on the external side and timber veneer on the internal side fitted with metal hinges, lever handles and lockset.</p> <p><b>KITCHEN TO YARD</b> Aluminium framed folding door fitted with double clear glass (insulated glass unit) with metal handles and lockset.</p> <p><b>LIVING ROOM AND DINING ROOM TO YARD</b> Aluminium framed folding door fitted with double clear glass (insulated glass unit) with metal handles and lockset.</p> <p><b>LOBBY TO GARAGE</b> Solid core timber door finished with timber veneer fitted with metal hinges, closer, and lever handles.</p>

Unit B, No. 39 Blue Pool Road

Item	Description
<b>3. Interior Fittings</b>	
<b>a. Doors</b>	<p><b>STORE UNDER STAIRCASE</b> Solid core timber door finished with timber veneer fitted with metal hinges, lever handles and lockset.</p> <p><b>LAVATORY</b> Solid core timber finished with timber veneer fitted with metal hinges, closer, lever handles and lockset.</p> <p><b>KITCHEN TO LIVING ROOM AND DINING ROOM</b> Fire-rated solid core timber with fire-rated glass panel and finished with timber veneer fitted with metal hinges, closer, and lever handles.</p> <p><b>1/F KITCHEN</b> Fire-rated solid core timber finished with timber veneer fitted with metal hinges, closer, lever handles and lockset.</p> <p><b>1/F STORE ROOM</b> Solid core timber finished with paint fitted with metal hinges, closer, lever handles and lockset.</p> <p><b>UTILITY BATHROOM</b> Solid core timber door and finished with paint fitted with metal hinges, closer, lever handles and lockset.</p> <p><b>BEDROOM 1 &amp; 2</b> Solid core timber door and finished with timber veneer fitted with metal hinges, lever handles and lockset.</p> <p><b>MASTER BATHROOM</b> Solid core timber door finished with timber veneer fitted with metal hinges, closer, lever handles and lockset.</p> <p><b>BATHROOM 1</b> Solid core timber sliding door and finished with timber veneer and mirror fitted with metal, handles and lockset.</p> <p><b>BEDROOM 1 TO WALK-IN CLOSET, BATHROOM 2 AND CORRIDOR AT 2/F TO ALL ROOMS</b> Solid core timber sliding door and finished with timber veneer fitted with metal handles and lockset.</p> <p><b>BALCONY</b> Aluminium frame with double clear glass (insulated glass unit) with intergrated internal blinds. Door is fitted with metal hinges, handles and lockset.</p> <p><b>DOOR TO FLAT ROOF</b> Aluminium framed door is fitted with double clear glass (insulated glass unit). Door is fitted with metal hinges, handles and lockset.</p> <p><b>DOOR TO WATER HEATER AREA</b> Metal door finished with plastic laminate on the internal side fitted with metal hinges, lever handles and lockset.</p>
<b>b. Bathroom</b>	<p><b>BATHROOM 1</b> Bathroom of bedroom 1 are fitted with wooden cabinet finished with natural stone countertop and lacquer, and wooden mirror cabinet finished with mirror fitted with mirror demister, stainless steel and lacquer.</p>

Item	Description
<b>3. Interior Fittings</b>	
<b>b. Bathroom</b>	<p>Fittings and equipments include ceramic water closet and wash basin and glazed titanium steel bath tub (sizes 1700mm(L) x 700mm(W) x 450mm(H)) with chrome-plated mixers, heated towel rail, towel bar and paper holder. Shower cubicle is fitted with chrome-plated shower set. VRV air conditioner (share with walk-in closet) and air extraction system inside false ceiling are provided.</p> <p><b>BATHROOM 2</b> Bathroom of bedroom 2 are fitted with wooden cabinet finished with natural stone countertop and lacquer, and wooden mirror cabinet finished with mirror fitted with mirror demister, stainless steel and lacquer. Fittings and equipments include ceramic water closet and wash basin and glazed titanium steel bath tub (sizes 1650mm(L) x 750mm(W) x 420mm(H)) with chrome-plated mixers, heated towel rail, towel bar and paper holder. Shower cubicle is fitted with chrome-plated shower set. VRV air conditioner (share with bedroom 2) and air extraction system inside false ceiling are provided.</p> <p><b>MASTER BATHROOM</b> Master bathroom are fitted with wooden cabint finished with natural stone countertop and timber veneer, and wooden mirror cabinet finished with mirror fitted with mirror demister, stainless steel and timber veneer. Fittings and equipments include ceramic water closet and wash basin and glazed titanium steel bath tub (sizes 1800mm(L) x 800mm(W) x 450mm(H)) with chrome-plated mixers, heated towel rail, towel bar and paper holder. Sauna room is fitted with steam generator. Shower cubicle is fitted with chrome-plated shower set. VRV air conditioner and air extraction system inside false ceiling are provided.</p> <p><b>LAVATORY</b> Lavatory is fitted with natural stone countertop on wooden cabinet finished with glass and lacquer. Fittings and equipments include ceramic water closet and wash basin, towel bar, paper holder and mirror.</p> <p><b>UTILITY BATHROOM</b> Utility bathroom is fitted with ceramic water closet and wash basin with chrome plated basin mixer, towel bar, paper holder and mirror. Shower cubicle is fitted with chrome-plated shower set. Air extraction system is provided. There is no bath tub for the utility bathroom. Please refer to item 3(j) for the type and material of water supply system. For further information of fittings and equipments, please also refer to the "Appliances Schedule".</p>
<b>c. Kitchen</b>	<p><b>G/F KITCHEN</b> Kitchen cabinet fitted with MDF cabinet door in lacquer finish, MFC base cabinet carcass in lacquer finish and sliding bench made of solid hardwood timber. Cabinet fitted with stainless steel sink, chrome-plated sink mixer, 3-burner Chinese gas stove system, single-head gas hob, dual-head induction hob, built-in electric single oven, built-in microwave oven, built-in electric steam oven, built-in fridge freezer, built-in dishwasher, built-in wine cellar, exhaust hood, food waste disposer, kitchen TV, gas water heater remote control. VRV air conditioner and air extraction system inside false ceiling are provided.</p>

## Unit B, No. 39 Blue Pool Road

Item	Description
<b>3. Interior Fittings</b>	
<b>c. Kitchen</b>	<b>1/F KITCHEN</b> Kitchen cabinet fitted with cabinet door and carcass in plastic laminate finish. Cabinet fitted with stainless steel sink, chrome-plated sink mixer, built-in induction hob, built-in microwave oven, built-in refrigerator, exhaust hood, built-in washer dryer. Audio & Video Door Entry System, VRV air conditioner and air extraction system inside false ceiling are provided. Please refer to item 3(j) for the material of water supply system. For further information of fittings and equipments, please also refer to the "Appliances Schedule".
<b>d. Bedroom</b>	No Fittings.
<b>e. Telephone</b>	Telephone connection points are provided for garage, master bedroom, bedroom 1, bedroom 2, family room 1, family room 2, and kitchens. For the number please refer to the "Schedule of Mechanical & Electrical Provision of Residential Units".
<b>f. Aerials</b>	TV/FM outlets for local TV/FM radio programmer are provided in living room, dining room, master bedroom, bedroom 1, bedroom 2, family room 1, family room 2 and kitchens. For the number and location of connection points and assess points, please refer to the "Schedule of Mechanical & Electrical Provision of Residential Units".
<b>g. Electrical installations</b>	Three-Phase electricity supply with miniature circuit breakers distribution boards completed with residual-current device is provided. Socket outlets are provided in living room, dining room, family room, bedrooms, bathrooms, master bathroom, closet, balcony of family room 2, kitchens, store room, lavatory, staircase, yard, garage and flat roof. Conduit wiring concealed in wall and slab soffit or in trucking system, or enclosed in false ceilings, bulkhead and cabinets. Power supply for integrated blind system at curtain wall is provided. Home automation (HA) control switches and panels are installed at living room, dining room, master bedroom, bedrooms and family rooms. HA system includes control of air-conditioning system, integral blind, window curtain, lighting/scene setting, garage shutter, panic alarm, video door phone and broadcast messaging, monitoring of CCTV of lift laarm and panic alarm switch. For the number of power points and air-conditioner points, please refer to the "Schedule of Mechanical & Electrical Provisions of Residential Units".
<b>h. Gas supply</b>	Towngas supply pipes are provided and connected to 3-burner Chinese gas stove system, single-head gas hob, and gas water heaters.
<b>i. Washing machine connection point</b>	Drain point and water point are provided for washing machine. For location of connection points, please refer to the "Schedule of Mechanical & Electrical Provisions of Residential Units".
<b>j. Water supply</b>	Concealed PVC coated copper pipes are provided for both hot and cold water. Hot water supply is provided by the temperature modulated circulating type gas water heaters installed on the roof.

Item	Description
<b>4. Miscellaneous</b>	
<b>a. Lifts</b>	One "Schindler 5500" passenger lift serving G/F, 1/F and 2/F is provided for each unit.
<b>b. Letter box</b>	Stainless steel letter box with decorative light strip is provided for each unit.
<b>c. Refuse Collection</b>	One refuse storage and material recovery chamber is provided on G/F of the plant room house for collection of refuse by cleaners from each unit.
<b>d. Water meter, electricity meter and gas meter</b>	Separate water meter for each unit is provided at master meter room. Separate electricity is provided at L.V. switchroom at the plant room house. Separate Towngas meter for each unit is provided inside the gas meter room at G/F of each unit.
<b>5. Security facilities</b>	
	CCTV cameras are installed at foyer, yard, garage and roof. Panic alarm buttons are installed at living room, dining room, family room 1, family room 2 and master bedroom. Common fault signals from lift and panic alarms are connected to the guardhouse. For security system in public areas, long range readers for car access control, remote controls for main gate, smart card and security code access control panel are provided at the property gate. CCTV and laser scan detectors are installed inside the Development.
<b>6. Appliances</b>	
	For brand name and model number of appliances, please refer to the "Appliances Schedule for typical units".

The Vendor undertakes that if lifts or appliances of the specified brand name or model number as stated respectively in items 4(a) and 6 above are not installed in the Development, lifts or appliances of comparable quality will be installed.



### 設備說明表 APPLIANCES SCHEDULE

標準單位 (藍塘道27號B單位、藍塘道29號B單位、藍塘道31號A單位、藍塘道31號B單位、藍塘道33號A單位、藍塘道35號A單位、藍塘道37號A單位及藍塘道39號B單位除外)

Typical Unit (except Unit B, No. 27 Blue Pool Road, Unit B, No. 29 Blue Pool Road, Unit A, No. 31 Blue Pool Road, Unit B, No. 31 Blue Pool Road, Unit A, No. 33 Blue Pool Road, Unit A, No. 35 Blue Pool Road, Unit A, No. 37 Blue Pool Road and Unit B, No. 39 Blue Pool Road)

客廳及飯廳 LIVING ROOM AND DINING ROOM		
	品牌 Brand	型號 Model
可變冷媒流量空調機 (室內裝置) VRV Air-Conditioner (Indoor Unit)	大金 Daikin	FXSQ80MVE, FXSQ100MVE
電動綜合式窗簾 Motorized Integral Blind	ScreenLine	SL1807, SL1963, SL2188-4, SL2190
家居自動化控制屏 Home Automation Control Panel	羅格朗 Legrand	LGR573962
主人睡房 MASTER BEDROOM		
	品牌 Brand	型號 Model
電動綜合式窗簾 Motorized Integral Blind	ScreenLine	SL1807, SL1963, SL2188-4, SL2190
家居自動化控制屏 Home Automation Control Panel	羅格朗 Legrand	LGR573962
睡房2及睡房4 BEDROOM 2 AND BEDROOM 4		
	品牌 Brand	型號 Model
電動綜合式窗簾 (只限睡房2及睡房4) Motorized Integral Blind (for Bedroom 2 & Bedroom 4 only)	ScreenLine	SL1807, SL1963, SL2188-4, SL2190
起居室 FAMILY ROOM		
	品牌 Brand	型號 Model
可變冷媒流量空調機 (室內裝置) VRV Air-Conditioner (Indoor Unit)	大金 Daikin	FXDQ63NBVE, FXSQ80MVE
家居自動化控制屏 Home Automation Control Panel	羅格朗 Legrand	LGR573962
廚房 KITCHEN		
	品牌 Brand	型號 Model
三頭中式煤氣煮食爐 3-Burner Chinese Gas Stove System	UNICO	SQUARE 1
單頭煤氣嵌裝式煮食爐 Single-head Gas Hob	Miele	CS 1018
雙頭嵌裝式電磁煮食爐 Duel-head Induction Hob	Miele	CS1212-I
嵌入式單頭電焗爐 Built-in Electric Single Oven	Miele	H 5681 B

廚房 KITCHEN		
	品牌 Brand	型號 Model
嵌入式電微波爐 Built-in Electric Microwave Oven	Miele	M 8261-2
嵌入式電蒸爐 Built-in Electric Steam Oven	Miele	DGC 5080 XL
嵌入式雪櫃 Built-in Fridge Freezer	Miele	KFN 9758 iD-3
嵌入式洗碗機 Built-in Dishwasher	Miele	G 5570 SCVi
嵌入式酒窖 Built-in Wine Cellar	Miele	KWT 4154 UG-1
抽油煙機 Exhaust Hood	UNICO	Not Applicable
廚餘處理器 Food Waste Disposer	易可清 EcoSink	FWD-075SS-H-1
廚房電視機 Kitchen TV	Oolaa	KTV102
可變冷媒流量空調機 (室內裝置) VRV Air-Conditioner (Indoor Unit)	大金 Daikin	FXSQ100MVE
煤氣熱水爐遙控裝置 Gas Water Heater Remote Control	能率 Noritz	RC-6242M-1
抽氣扇 Exhaust Fan	樂聲 Panasonic	FV-18NS3H
浴室1、浴室2、浴室3及浴室4 BATHROOM 1, BATHROOM 2, BATHROOM 3 AND BATHROOM 4		
	品牌 Brand	型號 Model
蒸汽裝置 Steam Generator Set	科勒 Kohler	K-1734-NA, K-1737-CP
數碼恆溫閥 Digital Thermostatic Valve Set	科勒 Kohler	K-682W-K-NA, K-638-K-NA, K-695-1CP
防水浴室液晶顯示電視機及外置揚聲器 Waterproof Bathroom LCD TV and External Speaker	Oolaa	SMTV32(MF), OBT-701
抽氣扇 Exhaust Fan	樂聲 Panasonic	FV-18NS3H
可變冷媒流量空調機 (室內裝置) VRV Air-Conditioner (Indoor Unit)	大金 Daikin	FXDQ63NBVE

### 設備說明表 APPLIANCES SCHEDULE

標準單位 (藍塘道 27 號 B 單位、藍塘道 29 號 B 單位、藍塘道 31 號 A 單位、藍塘道 31 號 B 單位、藍塘道 33 號 A 單位、藍塘道 35 號 A 單位、藍塘道 37 號 A 單位及藍塘道 39 號 B 單位除外)

Typical Unit (except Unit B, No. 27 Blue Pool Road, Unit B, No. 29 Blue Pool Road, Unit A, No. 31 Blue Pool Road, Unit B, No. 31 Blue Pool Road, Unit A, No. 33 Blue Pool Road, Unit A, No. 35 Blue Pool Road, Unit A, No. 37 Blue Pool Road and Unit B, No. 39 Blue Pool Road)

主人睡房浴室 MASTER BATHROOM		
	品牌 Brand	型號 Model
蒸汽裝置 Steam Generator Set	科勒 Kohler	K-1733-NA, K-1733-CP
數碼恆溫閥 Digital Thermostatic Valve Set	科勒 Kohler	K-682W-K-NA, K-638-K-NA, K-695-1CP
防水浴室液晶顯示電視機及外置揚聲器 Waterproof Bathroom LCD TV and External Speaker	Oolaa	SMTV32(MF), OBT-701
可變冷媒流量空調機 (室內裝置) VRV Air-Conditioner (Indoor Unit)	大金 Daikin	FXDQ32PBVE, FXSQ80MVE
抽氣扇 Exhaust Fan	樂聲 Panasonic	FV-20NS3H
自動滑門 Automatic Sliding Door	多瑪 Dorma	CS80 MAGNEO
桑拿房 SAUNA ROOM		
	品牌 Brand	型號 Model
桑拿爐 Sauna Heater System	TYLO	MPE6
防水浴室液晶顯示電視機及內置揚聲器 Waterproof Bathroom LCD TV and built-in Speaker	Oolaa	MTV19(MF)
衣帽間 CLOSET		
	品牌 Brand	型號 Model
可變冷媒流量空調機 (室內裝置) VRV Air-Conditioner (Indoor Unit)	大金 Daikin	FXDQ32PBVE, FXDQ63NBVE, FXSQ80MVE
自動滑門 Automatic Sliding Door	多瑪 Dorma	CS80 MAGNEO
儲物室 / 多用途房 STORE ROOM / UTILITY ROOM		
	品牌 Brand	型號 Model
獨立式洗衣機 Free Standing Washer	Miele	W 5968
獨立式乾衣機 Free Standing Dryer	Miele	T 8964 WP
可變冷媒流量空調機 (室內裝置) VRV Air-Conditioner (Indoor Unit)	大金 Daikin	FXAQ32MAVE, FXDQ50NBVE

儲物室 / 多用途房 STORE ROOM / UTILITY ROOM		
	品牌 Brand	型號 Model
抽濕機 Dehumidification System	Cold Magic	CDH-22-R2
洗手間 / 多用途浴室 LAVATORY / UTILITY BATHROOM		
	品牌 Brand	型號 Model
抽氣扇 Exhaust Fan	樂聲 Panasonic	FV-15NS3H
室外空氣處理裝置 Outdoor Air Processing Unit	大金 Daikin	FXMQ125MFV1
1 樓、2 樓樓梯及梯屋 1/F, 2/F STAIRCASE AND STAIRHOOD		
	品牌 Brand	型號 Model
可變冷媒流量空調機 (室內裝置) VRV Air-Conditioner (Indoor Unit)	大金 Daikin	FXAQ63MAVE, FXDQ63NBVE, FXSQ80MVE
車房 GARAGE		
	品牌 Brand	型號 Model
捲閘 Roller Shutter	愛屋 Alulux	CD77
抽氣扇 Exhaust Fan	樂聲 Panasonic	FV-18NF3H
庭院 YARD		
	品牌 Brand	型號 Model
煤氣燒烤爐 Gas Barbeque Grill	Beefeater	S3000S
平台 FLAT ROOF		
	品牌 Brand	型號 Model
可變冷媒流量空調機 (室外裝置) VRV Air-Conditioner (Outdoor Unit)	大金 Daikin	REMQ16PY1, REMQ10PY1, REMQ8PY1
按摩浴池 Jacuzzi	Jacuzzi	J-460
雪櫃 Refrigerator	Fisher & Paykel	RB90S64MKIW
循環式恆溫煤氣熱水爐 Temperature-modulated Circulating Type Water Heater	能率 Noritz	NR32DQF

設備說明表 APPLIANCES SCHEDULE

藍塘道27號B單位 Unit B, No. 27 Blue Pool Road

客廳及飯廳 LIVING ROOM AND DINING ROOM		
	品牌 Brand	型號 Model
可變冷媒流量空調機 (室內裝置) VRV Air-Conditioner (Indoor Unit)	大金 Daikin	FXSQ80MVE, FXSQ100MVE
家居自動化系統控制屏 Home Automation Control Panel	羅格朗 Legrand	ART 573960, LGR 573962
電滑動屏板 Motorized sliding panel	Tritex	2-674-24-13
電動窗簾 Motorized blind	Wired Technology	LT50
電動綜合式窗簾 Motorized Integral Blind	Screenline	SL1807, SL1963, SL2188-4, SL2190
主人睡房 MASTER BEDROOM		
	品牌 Brand	型號 Model
電動綜合式窗簾 Motorized Integral Blind	Screenline	SL1807, SL1963, SL2188-4, SL2190
電動窗簾 Motorized blind	Wired Technology	LT50
家居自動化系統控制屏 Home Automation Control Panel	羅格朗 Legrand	LGR 573962
睡房1、睡房2及睡房3 BEDROOM 1, BEDROOM 2 AND BEDROOM 3		
	品牌 Brand	型號 Model
電動窗簾 Motorized blind	Wired Technology	LT50
家居自動化系統控制屏 Home Automation Control Panel	羅格朗 Legrand	ART 573960
電動綜合式窗簾 Motorized Integral Blind	Screenline	SL1807, SL1963, SL2188-4, SL2190
起居室 FAMILY ROOM		
	品牌 Brand	型號 Model
可變冷媒流量空調機 (室內裝置) VRV Air-Conditioner (Indoor Unit)	大金 Daikin	FXSQ80MVE, FXDQ63NBVE
家居自動化系統控制屏 Home Automation Control Panel	羅格朗 Legrand	LGR 573962
電動窗簾 Motorized blind	Wired Technology	LT50

起居室 FAMILY ROOM		
	品牌 Brand	型號 Model
投影機 Projector	JVC	DLA-X75R
投影機電動升降台 Electric Motorise Lift for Projector	R&V	B2510-M
伸縮屏幕 Retractable Screen	Stewart	Luxus Model A
環迴立體聲接收器 Surround Receiver	Marantz	SR7007
藍光播放機 Blue Ray Player	索尼 Sony	BDP-S790
天花揚聲器 Ceiling Speaker	Phasetech	CI-70 VIII
天花環迴立體聲揚聲器 Ceiling Surround Speaker	Phasetech	CI-Surround
電動超低音喇叭 Powered Subwoofer	Phasetech	FL-10
音樂播放機 Music Player	SONOS	ZP90
遙控器 Remote Control	Crestron	CP2E
廚房 KITCHEN		
	品牌 Brand	型號 Model
3頭中式煤氣煮食爐 3-Burner Chinese Gas Stove System	UNICO	SQUARE 1
單頭煤氣煮食爐 Single-head Gas Hob	Miele	CS 1018
雙頭電磁爐 Duel-head Induction Hob	Miele	CS 1212 I
嵌入式單頭電焗爐 Built-in Electric Single Oven	Miele	H 5681 B
嵌入式電微波爐 Built-in Electric Microwave Oven	Miele	M 8261-2
嵌入式電蒸爐 Built-in Electric Steam Oven	Miele	DGC 5080 XL

設備說明表 APPLIANCES SCHEDULE

藍塘道27號B單位 Unit B, No. 27 Blue Pool Road

廚房 KITCHEN		
	品牌 Brand	型號 Model
嵌入式雪櫃 Built-in Fridge Freezer	Miele	KFN 9758 iD
嵌入式洗碗機 Built-in Dishwasher	Miele	G 5570 SCVi
嵌入式酒窖 Built-in Wine Cellar	Miele	KWT 4154 UG-1
抽油煙機 Exhaust Hood	UNICO	Not Applicable
廚餘處理器 Food Waste Disposer	易可清 EcoSink	FWD-075SS-1
廚房電視機 Kitchen TV	Oolaa	KTV 102
可變冷媒流量空調機 (室內裝置) VRV Air-Conditioner (Indoor Unit)	大金 Daikin	FXSQ100MVE
煤氣熱水爐遙控器 Gas Water Heater Remote Control	能率 Noritz	RC-6242M-1
抽氣扇 Exhaust Fan	樂聲 Panasonic	FV-18NS3H
家居自動化系統控制屏 Home Automation Control Panel	羅格朗 Legrand	ART 573960
電動窗簾 Motorized blind	Wired Technology	LT50
浴室1、浴室2及浴室3 BATHROOM 1, BATHROOM 2 AND BATHROOM 3		
	品牌 Brand	型號 Model
蒸汽裝置 Steam Generator Set	科率 Kohler	K-1733-NA, K-1647-PC-CP
防水浴室液晶顯示電視機及外置揚聲器 Waterproof Bathroom LCD TV and External Speaker	Oolaa	SBTV32(MG), OBT-627
抽氣扇 Exhaust Fan	樂聲 Panasonic	FV-18NS3H
可變冷媒流量空調機 (室內裝置) VRV Air-Conditioner(Indoor Unit)	大金 Daikin	FXDQ63NBVE

主人睡房浴室 MASTER BATHROOM		
	品牌 Brand	型號 Model
蒸汽裝置 Steam Generator Set	科勒 Kohler	K-1733-NA, K-1647-PC-CP
防水浴室液晶顯示電視機及外置揚聲器 Waterproof Bathroom LCD TV and External Speaker	Oolaa	SBTV32(MG)
可變冷媒流量空調機 (室內裝置) VRV Air-Conditioner (Indoor Unit)	大金 Daikin	FXDQ32PBVE, FXSQ80MVE
抽氣扇 Exhaust Fan	樂聲 Panasonic	FV-20NS3H
桑拿房 SAUNA ROOM		
	品牌 Brand	型號 Model
桑拿爐系統 Sauna Heater System	帝夢 TYLO	Senseplus 6
桑拿電子控制屏 Sauna Electronic Control Panel	帝夢 TYLO	H 1
防水浴室液晶顯示電視機及內置揚聲器 Waterproof Bathroom LCD TV with built-in Speaker	Oolaa	MTV19(MF)
衣帽間 CLOSET		
	品牌 Brand	型號 Model
可變冷媒流量空調機 (室內裝置) VRV Air-Conditioner (Indoor Unit)	大金 Daikin	FXDQ63NBVE, FXDQ32PBVE, FXSQ80MVE
家居自動化系統控制屏 Home Automatic Control Panel	羅格朗 Legrand	ART573960
儲物室 / 多用途房 STORE ROOM / UTILITY ROOM		
	品牌 Brand	型號 Model
獨立式洗衣機 Free Standing Washer	Miele	W 5968
獨立式乾衣機 Free Standing Dryer	Miele	T 8964 WP
可變冷媒流量空調機 (室內裝置) VRV Air-Conditioner (Indoor Unit)	大金 Daikin	FXAQ32MAVE, FXDQ50NBVE
抽濕機 Dehumidification System	Cold Magic	CDH-22-R2



設備說明表 APPLIANCES SCHEDULE

藍塘道27號B單位 Unit B, No. 27 Blue Pool Road

洗手間 / 多用途浴室 LAVATORY / UTILITY BATHROOM		
	品牌 Brand	型號 Model
抽氣扇 Exhaust Fan	樂聲 Panasonic	FV-15NS3H
室外空氣處理裝置 Outdoor Air Processing Unit	大金 Daikin	FXMQ125MFV1
1樓、2樓樓梯及梯屋 1/F, 2/F STAIRCASE AND STAIRHOOD		
	品牌 Brand	型號 Model
可變冷媒流量空調機 (室內裝置) VRV Air-Conditioner (Indoor Unit)	大金 Daikin	FXAQ63MAVE, FXDQ63NBVE, FXSQ80MVE
電動天幕 Motorized Skylight Screen	麗絲迪 NICE- DRAPE	SKYLIGHT SK10 SYSTEM
電動窗簾 Motorized blind	Wired Technology	LT50
車房 GARAGE		
	品牌 Brand	型號 Model
捲閘 Roller Shutter	Alulux	CD77
抽氣扇 Exhaust Fan	樂聲 Panasonic	FV-18NF3H
庭園 YARD		
	品牌 Brand	型號 Model
煤氣燒烤爐 Gas Barbeque Grill	Beefeater	SL4000S (5 Burner)

平台 FLAT ROOF		
	品牌 Brand	型號 Model
可變冷媒流量空調機 (室外裝置) VRV Air-Conditioner (Outdoor Unit)	大金 Daikin	REMQ16PY1, REMQ10PY1, REMQ8PY1
按摩浴池 Jacuzzi	麗舍 Teuco	Seaside 640
抽屜式冰櫃 Cooler Drawer	Fisher & Paykel	RB90S64MK
循環式恆溫煤氣熱水爐 Temperature-modulated Circulating Type Water Heater	能率 Noritz	NR32DQF
壁爐 Fire Place	Safretti	CARRE XT
燒烤爐 BBQ Grill	Beefeater	SL4000S (6 Burner)
室外揚聲器 Outdoor Speaker	JBL	Control-25

設備說明表 APPLIANCES SCHEDULE

藍塘道29號B單位 Unit B, No. 29 Blue Pool Road

玄關 FOYER		
	品牌 Brand	型號 Model
可變冷媒流量空調機 (室內裝置) VRV Air-Conditioner (Indoor Unit)	三菱 Mitsubishi	PEFY-P63VMA-E
家居自動化控制屏 Home Automation Control Panel	羅格朗 Legrand	HOMETOUCH ITEM 3488
客廳及飯廳 LIVING ROOM AND DINING ROOM		
	品牌 Brand	型號 Model
可變冷媒流量空調機 (室內裝置) VRV Air-Conditioner (Indoor Unit)	三菱 Mitsubishi	PEFY-P63VMA-E, PEFY-P80VMA-E
家居自動化控制屏 Home Automation Control Panel	羅格朗 Legrand	HOMETOUCH ITEM 3488
主人睡房 MASTER BEDROOM		
	品牌 Brand	型號 Model
家居自動化控制屏 Home Automation Control Panel	羅格朗 Legrand	LGR573962
睡房1 睡房2 及睡房3 BEDROOM 1, BEDROOM 2 AND BEDROOM 3		
	品牌 Brand	型號 Model
可變冷媒流量空調機 (室內裝置) VRV Air-Conditioner (Indoor Unit)	三菱 Mitsubishi	PEFY-P63VMA-E, PEFY-P80VMA-E
家居自動化控制屏 Home Automation Control Panel	羅格朗 Legrand	HOMETOUCH ITEM 3488
起居室 FAMILY ROOM		
	品牌 Brand	型號 Model
可變冷媒流量空調機 (室內裝置) VRV Air-Conditioner (Indoor Unit)	三菱 Mitsubishi	PEFY-P63VMA-E
家居自動化控制屏 Home Automation Control Panel	羅格朗 Legrand	HOMETOUCH ITEM 3488
廚房 KITCHEN		
	品牌 Brand	型號 Model
三頭中式煤氣煮食爐 3-Burner Chinese Gas Stove System	UNICO	SQUARE 1
單頭煤氣嵌裝式煮食爐 Single-head Gas Hob	Miele	CS 1018

廚房 KITCHEN		
	品牌 Brand	型號 Model
雙頭嵌裝式電磁煮食爐 Duel-head Induction Hob	Miele	CS1212-I
嵌入式單頭電焗爐 Built-in Electric Single Oven	Miele	H 5681 B
廚房 KITCHEN		
	品牌 Brand	型號 Model
嵌入式電微波爐 Built-in Electric Microwave Oven	Miele	M 8261-2
嵌入式電蒸爐 Built-in Electric Steam Oven	Miele	DGC 5080 XL
嵌入式雪櫃 Built-in Fridge Freezer	Miele	KFN 9758 iD-3
嵌入式洗碗機 Built-in Dishwasher	Miele	G 5570 SCVi
嵌入式酒窖 Built-in Wine Cellar	Miele	KWT 4154 UG-1
抽油煙機 Exhaust Hood	UNICO	Not Applicable
廚餘處理器 Food Waste Disposer	易可清 EcoSink	FWD-075SS-H-1
廚房電視機 Kitchen TV	Oolaa	KTV102
可變冷媒流量空調機 (室內裝置) VRV Air-Conditioner (Indoor Unit)	三菱 Mitsubishi	PEFY-P80VMA-E
煤氣熱水爐遙控裝置 Gas Water Heater Remote Control	能率 Noritz	RC-6242M-1
抽氣扇 Exhaust Fan	Rosenberg	Z 200 E1
浴室1、浴室2 及浴室3 BATHROOM 1, BATHROOM 2 AND BATHROOM 3		
	品牌 Brand	型號 Model
浴室寶 Thermo-ventilator	樂聲 Panasonic	FV-40BG3H
抽氣扇 Exhaust Fan	Rosenberg	Z 200 E1

設備說明表 APPLIANCES SCHEDULE

藍塘道29號B單位 Unit B, No. 29 Blue Pool Road

主人睡房浴室 MASTER BATHROOM		
	品牌 Brand	型號 Model
蒸汽裝置 Steam Generator Set	科勒 Kohler	K-5526T-NA
數碼恆溫閥 Digital Thermostatic Valve Set	Heatmiser	neo Stat-e V2
可變冷媒流量空調機 (室內裝置) VRV Air-Conditioner (Indoor Unit)	三菱 Mitsubishi	PEFY-P50VMA-E, PEFY-P63VMA-E
浴室寶 Thermo-ventilator	樂聲 Panasonic	FV-40BG3H
抽氣扇 Exhaust Fan	Rosenberg	Z 200 E1
衣帽間 CLOSET		
	品牌 Brand	型號 Model
可變冷媒流量空調機 (室內裝置) VRV Air-Conditioner (Indoor Unit)	三菱 Mitsubishi	PEFY-P40VMA-E, PEFY-P63VMA-E
多用途房 UTILITY ROOM		
	品牌 Brand	型號 Model
嵌入式電磁煮食爐 Built-in Induction Hob	德格 Teka	IZC32300
嵌入式電微波爐 Built-in Electric Microwave Oven	德格 Teka	MS 820 BIS
嵌入式雪櫃 Built-in Fridge Freezer	德格 Teka	TKI3 145 D
嵌入式洗衣乾衣機 Built-in Washer Dryer	Kuppersusch	WT6800.0i
獨立式洗衣機 Free Standing Washer	Miele	W 5968
獨立式乾衣機 Free Standing Dryer	Miele	T 8964 WP
可變冷媒流量空調機 (室內裝置) VRV Air-Conditioner (Indoor Unit)	大金 Daikin	FXAQ32MAVE, FXDQ50NBVE
	三菱 Mitsubishi	PEFY-P40VMA-E, PEFY-P25VLM-E, PEFY-P125VMHS-E-F, PEFY-P80VMA-E
抽氣扇 Exhaust Fan	Rosenberg	Z 200 E1

多用途房 UTILITY ROOM		
	品牌 Brand	型號 Model
抽濕機 Dehumidification System	Cold Magic	CDH-22R2B
洗手間 / 多用途浴室 LAVATORY / UTILITY BATHROOM		
	品牌 Brand	型號 Model
抽氣扇 Exhaust Fan	樂聲 Panasonic	FV-15NS3H
1樓、2樓樓梯及梯屋 1/F, 2/F STAIRCASE AND STAIRHOOD		
	品牌 Brand	型號 Model
可變冷媒流量空調機 (室內裝置) VRV Air-Conditioner (Indoor Unit)	三菱 Mitsubishi	FXAQ63MAVE, FXDQ63NBVE, FXSQ80MVE
車房 GARAGE		
	品牌 Brand	型號 Model
捲閘 Roller Shutter	愛屋 Alulux	CD77
抽氣扇 Exhaust Fan	Rosenberg	Z 200 E1
庭院 YARD		
	品牌 Brand	型號 Model
煤氣燒烤爐 Gas Barbeque Grill	Beefeater	S3000S 4B BBQ Build In
平台 FLAT ROOF		
	品牌 Brand	型號 Model
煤氣燒烤爐 Gas Barbeque Grill	Beefeater	S3000S 5B BBQ Build In
可變冷媒流量空調機 (室外裝置) VRV Air-Conditioner (Outdoor Unit)	三菱 Mitsubishi	PURY-EP900YSNW-A1
雪櫃 Refrigerator	Fisher & Paykel	RB90S64MKIW
循環式恆溫煤氣熱水爐 Temperature-modulated Circulating Type Water Heater	能率 Noritz	NR32DQF

設備說明表 APPLIANCES SCHEDULE

藍塘道31號A單位 Unit A, No. 31 Blue Pool Road

客/飯廳 LIVING / DINING ROOM*		
	品牌 Brand	型號 Model
可變冷媒能量空調機 (室內裝置) VRV Air-Conditioner (Indoor Unit)	大金 Daikin	FXSQ80MVE, FXSQ100MVE
家居自動化系統控制屏 Home Automation Control Panel	羅格朗 Legrand Vantage	EQ73TB-TI-II
雙分頻 形嵌牆/嵌天花音箱 * Invisible In- Ceiling Speaker	Stealth Acoustics	LR8G
音樂播放器連揚聲器 * Music Zone Player w/ Built-in Amplifier	SONOS	Amp
三角鋼琴 Grand Piano	BOSTON	GP-156 PE
電動窗簾 Motorized Blinds	尚飛 Somfy	Glydea 35e (for Verticle Blinds) (including the upper void) LT50 ariane 6/17 (for Roman Blinds)
電動綜合式窗簾 Motorized Integral Blinds	Screenline	SL1807, SL1963, SL2188-4, SL2190
主人睡房 MASTER BEDROOM		
	品牌 Brand	型號 Model
家居自動化系統控制屏 Home Automation Control Panel	羅格朗 Legrand Vantage	EQ73TB-TI-II
電視 Television	三星 Samsung	65" QLED 4K (QA65Q60T)
長條型喇叭連無線超低音喇叭 Flat Soundbar w/ Wireless Subwoofer	三星 Samsung	HW-Q70T
嵌入式雪櫃 Built-in Refrigerator	美諾 Miele	K31222Ui
可變冷煤流量空調機 (室內裝置) VPV Air-Conditioner (Indoor Unit)	大金 Daikin	FXDQ63NBVE, FXAQ32MAVE
電動窗簾 Motorized Blinds	尚飛 Somfy	Glydea 35e
電動綜合式窗簾 Motorized Integral Blinds	Screenline	SL1807, SL1963, SL2188-4, SL2190

書房 STUDY ROOM		
	品牌 Brand	型號 Model
家居自動化系統控制屏 Home Automation Control Panel	羅格朗 Legrand Vantage	EQ73TB-TI-II
電視 Television	三星 Samsung	65" QLED 4K (QA65Q60T)
長條型喇叭連無線超低音喇叭 Flat Soundbar w/ wireless subwoofer	三星 Samsung	HW-Q70T
可變冷媒能量空調機 (室內裝置) VRV Air-Conditioner (Indoor Unit)	大金 Daikin	FXSQ100MVE
嵌入式雪櫃 Built-in Refrigerator	美諾 Miele	K31222Ui
電動窗簾 Motorized Blinds	尚飛 Somfy	Glydea 35e (for Verticle Blinds) LT50 ariane 6/17 (for Roman Blinds)
電動綜合式窗簾 Motorized Integral Blinds	Screenline	SL1807, SL1963, SL2188-4, SL2190
起居室 FAMILY ROOM *		
	品牌 Brand	型號 Model
家居自動化系統控制屏 Home Automation Control Panel	羅格朗 Legrand Vantage	EQ73TB-TI-II
電視 Television	三星 Samsung	75" QLED 4K (QA75Q60T)
9.2 聲道網絡影音環繞擴音機 9.2 CH AV Surround Receiver	馬蘭士 MARANTZ	SR6015
雙分頻 形嵌牆/嵌天花音箱 Invisible In- Ceiling Speaker	Stealth Acoustics	LR8G
電動超低音喇叭 Powered Subwoofer	JL AUDIO	D110-Gloss
可變冷媒能量空調機 (室內裝置) VRV Air-Conditioner (Indoor Unit)	大金 Daikin	FXSQ80MVE
電動窗簾 Motorized Blinds	尚飛 Somfy	Glydea 35e



設備說明表 APPLIANCES SCHEDULE

藍塘道31號A單位 Unit A, No. 31 Blue Pool Road

影音室 THEATRE		
	品牌 Brand	型號 Model
家居自動化系統控制屏 Home Automation Control Panel	羅格朗 Legrand Vantage	EQ73TB-TI-II
電視 Television	三星 Samsung	85" QLED 4K (QA85Q60T)
9.2 聲道網絡影音環繞擴音機 9.2 CH AV Surround Receiver	馬蘭士 MARANTZ	SR6015
雙分頻 形嵌牆/嵌天花音箱 Invisible In- Ceiling Speaker	Stealth Acoustics	LR8G
電動超低音喇叭 Powered Subwoofer	JL AUDIO	D110-Gloss
藍光影碟播放器 Ultra HD Blu-ray/ DVD Player	索尼 SONY	UBP-X700
掛牆喇叭 Wall Mounted Speaker	鉑傲 Bang & Olfusen	BeoSound Shape 6-Tiles
電動投影機升降架 Moterized Projector Lift	經科 JingKe	T80B
可變冷煤能量空調機(室內裝置) VRV Air-Conditioner (Indoor Unit)	大金 Daikin	FXDQ63NBVE
電動窗簾 Motorized Blinds	尚飛 Somfy	Glydea 35e
主人浴室 MASTER BATHROOM		
	品牌 Brand	型號 Model
獨立式浴缸 Freestanding Bathtub	德國唯寶 Villeroy & Boch	UBQ194AVE9PDV
防水液晶顯示電視機及內置揚聲器 Waterproof LED Mirror TV and Built-in Vibration Speaker	Oolaa	BTV27(MG)
蒸汽淋浴設備 Steam Generator Set	Kohler	K-5526T-NA
智能座廁 Intelligent toilet	Kohler	K-77795MY-0

主人浴室 MASTER BATHROOM		
	品牌 Brand	型號 Model
可變冷煤流量空調機(室內裝置) VRV Air-Conditioner (Indoor Unit)	大金 Daikin	FXMQ125MFV1
加熱毛巾架 Heated Towel Rail	Avenir	TRH3-45
浴室換氣暖風機 Thermal Ventilator	樂聲 Panasonic	FV 30BG3H
抽氣扇 Exhaust Fan	樂聲 Panasonic	FV-23NL3H
鏡面防霧 Mirror Demisterust	Defogster	BS002
電動窗簾 Motorized Blinds	尚飛 Somfy	LT50 ariane 6/17
浴室1及浴室2 BATHROOM 1 AND BATHROOM 2		
	品牌 Brand	型號 Model
鏡面防霧 Mirror Demisterust	Defogster	BS002
加熱毛巾架 Heated Towel Rail	Avenir	TRH3-45
浴室換氣暖風機 Thermal Ventilator	樂聲 Panasonic	FV 30BG3H
抽氣扇 Exhaust Fan	樂聲 Panasonic	FV-185NS3H
可變冷煤流量空調機(室內裝置)(只限浴室2) VRV Air-Conditioner (Indoor Unit) (For Bathroom 2 Only)	大金 Daikin	FXAQ32MAVE
電動窗簾(只限浴室2) Motorized Blinds (For Bathroom 2 Only)	尚飛 Somfy	LT50 ariane 6/17

設備說明表 APPLIANCES SCHEDULE

藍塘道31號A單位 Unit A, No. 31 Blue Pool Road

步入式衣帽間 1 WALK-IN CLOSET 1*		
	品牌 Brand	型號 Model
家居自動化系統控制屏 Home Automation Control Panel	羅格朗 Legrand Vantage	EQ73TB-TI-II
可變冷煤流量空調機(室內裝置) VRV Air-Conditioner (Indoor Unit)	大金 Daikin	FXDQ63NBVE
玄關 FOYER		
	品牌 Brand	型號 Model
家居自動化系統控制屏 Home Automation Control Panel	羅格朗 Legrand Vantage	EQ73TB-TI-II
可變冷煤流量空調機(室內裝置) VRV Air-Conditioner (Indoor Unit)	大金 Daikin	FXSQ80MVE
平台 FLAT ROOF		
	品牌 Brand	型號 Model
可變冷煤流量空調機(室外裝置) VRV Air-Conditioner (Outdoor Unit)	大金 Daikin	REMQ16PY1, REMQ10PY1, REMQ8PY1
循環式恆溫煤氣熱水爐 Temperature-modulated Circulating Type Water Heater	能率 Noritz	NR32DQF
按摩浴池 Jacuzzi	麗舍 Teuco	Seaside 640

庭院 COURTYARD		
	品牌 Brand	型號 Model
燒烤爐 BBQ Grill	Beefeater	S3000s (4 Burners)
一樓、二樓樓梯及梯屋 1/F, 2/F STAIRCASE AND STAIRHOOD		
	品牌 Brand	型號 Model
可變冷煤流量空調機(室內裝置) VRV Air-Conditioner (Indoor Unit)	大金 Daikin	FXDQ63MAVE, FXDQ63NBVE, FXSQ80MVE
電動窗簾 (R/F) Motorized Blinds	尚飛 Somfy	LT50 atlas 15/17
電動窗簾 (2/F) Motorized Blinds	尚飛 Somfy	LT50 ariane 6/17
電動窗簾 (1/F) Motorized Blinds	尚飛 Somfy	LT50 ariane 6/17
電動窗簾 (G/F) Motorized Blinds	尚飛 Somfy	LT50 ariane 6/17
車房 GARAGE		
	品牌 Brand	型號 Model
捲閘 Roller Shutter	愛屋 Alulux	CD77
抽氣扇 Exhaust Fan	樂聲 Panasonic	FV-18NF3H

\*房間/設備與藍塘道31號B單位共用

\*Room/ appliances are shared with Unit B, No. 31 Blue Pool Road

## 設備說明表 APPLIANCES SCHEDULE

藍塘道31號B單位 Unit B, No. 31 Blue Pool Road

客/飯廳 LIVING / DINING ROOM*		
	品牌 Brand	型號 Model
可變冷媒能量空調機 (室內裝置) VRV Air-Conditioner (Indoor Unit)	大金 Daikin	FXSQ80MVE, FXSQ100MVE
家居自動化系統控制屏 Home Automation Control Panel	羅格朗 Legrand Vantage	EQ73TB-TI-II
雙分頻 形嵌牆/嵌天花音箱 * Invisible In- Ceiling Speaker	Stealth Acoustics	LR8G
音樂播放器連揚聲器 * Music Zone Player w/ Built-in Amplifier	SONOS	Amp
電動窗簾 Motorized Blinds	尚飛 Somfy	Glydea 35e (for Verticle Blinds) (including the upper void) LT50 ariane 6/17 (for Roman Blinds)
電動綜合式窗簾 Motorized Integral Blinds	Screenline	SL1807, SL1963, SL2188-4, SL2190
睡房 1 BEDROOM 1		
	品牌 Brand	型號 Model
家居自動化系統控制屏 Home Automation Control Panel	羅格朗 Legrand Vantage	EQ73TB-TI-II
電視 Television	三星 Samsung	65" QLED 4K (QA65Q60T)
長條型喇叭連無線超低音喇叭 Flat Soundbar w/ Wireless Subwoofer	三星 Samsung	HW-Q70T
嵌入式雪櫃 Built-in Refrigerator	美諾 Miele	K31222Ui
可變冷媒能量空調機 (室內裝置) VRV Air-Conditioner (Indoor Unit)	大金 Daikin	FXSQ100MVE
電動窗簾 Motorized Blinds	尚飛 Somfy	Glydea 35e
電動綜合式窗簾 Motorized Integral Blinds	Screenline	SL1807, SL1963, SL2188-4, SL2190

健身室 GYM ROOM		
	品牌 Brand	型號 Model
家居自動化系統控制屏 Home Automation Control Panel	羅格朗 Legrand Vantage	EQ73TB-TI-II
可變冷媒能量空調機 (室內裝置) VRV Air-Conditioner (Indoor Unit)	大金 Daikin	FXDQ63NBVE
健身單車 Exercise Bike	Ciclotte	Teckell Bike Glass Edition
雙分頻 形嵌牆/嵌天花音箱 Invisible In- Ceiling Speaker	Stealth Acoustics	LR8G
音樂播放器連揚聲器 Music Zone Player w/ Built-in Amplifier	SONOS	Amp
電動窗簾 Motorized Blinds	尚飛 Somfy	LT50 ariane 6/17
電動綜合式窗簾 Motorized Integral Blinds	Screenline	SL1807, SL1963, SL2188-4, SL2190
遊戲房 GAMES ROOM		
	品牌 Brand	型號 Model
家居自動化系統控制屏 Home Automation Control Panel	羅格朗 Legrand Vantage	EQ73TB-TI-II
電視 Television	三星 Samsung	65" QLED 4K (QA65Q60T)
9.2 聲道網絡影音環繞擴音機 9.2 CH AV Surround Receiver	馬蘭士 MARANTZ	SR6015
電視 Television	三星 Samsung	50" QLED 4K (QA50Q60TA)
雙分頻 形嵌牆/嵌天花音箱 Invisible In- Ceiling Speaker	Stealth Acoustics	LR8G
電動超低音喇叭 Powered Subwoofer	JL AUDIO	D110-Gloss
電動窗簾 Motorized Blinds	尚飛 Somfy	Glydea 35e
抽氣扇 Exhaust Fan	樂聲 Panasonic	FV-18NS3H (serve for utility bathroom)

設備說明表 APPLIANCES SCHEDULE

藍塘道31號B單位 Unit B, No. 31 Blue Pool Road

起居室 FAMILY ROOM *		
	品牌 Brand	型號 Model
家居自動化系統控制屏 Home Automation Control Panel	羅格朗 Legrand Vantage	EQ73TB-TI-II
電視 Television	三星 Samsung	75" QLED 4K (QA75Q60T)
9.2 聲道網絡影音環繞擴音機 9.2 CH AV Surround Receiver	馬蘭士 MARANTZ	SR6015
雙分頻 形嵌牆/嵌天花音箱 Invisible In- Ceiling Speaker	Stealth Acoustics	LR8G
電動超低音喇叭 Powered Subwoofer	JL AUDIO	D110-Gloss
可變冷煤能量空調機(室內裝置) VRV Air-Conditioner (Indoor Unit)	大金 Daikin	FXDQ63NBVE
電動窗簾 Motorized Blinds	尚飛 Somfy	Glydea 35e
地下廚房 G/F KITCHEN		
	品牌 Brand	型號 Model
3頭中式煤氣煮食爐 3-Burner Chinese Gas Stove System	UNICO	SQUARE 1
單頭煤氣煮食爐 Single-head Gas Hob	美諾 Miele	CS 1018 G
雙頭電磁爐 Duel-head Induction Hob	美諾 Miele	CS 1212-1 i
嵌入式燒烤爐 Built-In Barbecue Hob	美諾 Miele	CS 1312 BG
嵌入式焗爐 Built-in Oven	美諾 Miele	H7860 BP CleanSteel
嵌入式電微波爐 Built-in Electric Microwave Oven	美諾 Miele	M 7244 TC CleanSteel
嵌入式電蒸爐 Built-in Electric Steam Oven	美諾 Miele	DG 7440 CleanSteel
嵌入式對門雪櫃 Built-in side by side Refridgerator / Freezer	Sub zero	ICBBI-48S

地下廚房 G/F KITCHEN		
	品牌 Brand	型號 Model
嵌入式洗碗機 Built-in Dishwasher	美諾 Miele	HG 07-W
嵌入式酒櫃 Built-in Wine Conditioning Unit	美諾 Miele	KWT 2611 Vi
嵌入式咖啡機 Built-in coffee machine	美諾 Miele	CVA 7840 CleanSteel
抽油煙機 Cooker Hood	美諾 Miele	DA 4228 W Puristic Plus
可變冷煤流量空調機(室內裝置) VRV Air-Conditioner (Indoor Unit)	大金 Daikin	FXSQ80MVE
煤氣熱水爐遙控器 Gas Water Heater Remote Control	能率 Noritz	RC-6242M-1
抽氣扇 Exhaust Fan	樂聲 Panasonic	FV-18NF3H
家居自動化系統控制屏 Home Automation Control Panel	羅格朗 Legrand Vantage	EQ73TB-TI-II
浴室 2 BATHROOM 2		
	品牌 Brand	型號 Model
獨立式浴缸 Freestanding Bathtub	Victoria + albert	Pescadero PES-N-SW-NO
智能座廁 Intelligent toilet	Kohler	K-77795MY-0
加熱毛巾架 Heated Towel Rail	Avenir	TRH3-45
浴室換氣暖風機 Thermal Ventilator	樂聲 Panasonic	FV 30BG3H
鏡面防霧 Mirror Demisterust	Defogster	BS002
電動窗簾 Motorized Blinds	尚飛 Somfy	LT50 ariane 6/17
可變冷煤流量空調機(室內裝置) VRV Air-Conditioner (Indoor Unit)	大金 Daikin	FXDQ63NBVE



## 設備說明表 APPLIANCES SCHEDULE

藍塘道31號B單位 Unit B, No. 31 Blue Pool Road

浴室 2 BATHROOM 2		
	品牌 Brand	型號 Model
抽氣扇 Exhaust Fan	樂聲 Panasonic	FV-18NS3H
浴室 1 及浴室 3 BATHROOM 1 AND BATHROOM 3		
	品牌 Brand	型號 Model
按摩浴缸 (只限浴室 3) Message Bathtub (For Bathroom 3 Only)	Kohler	K-18348T-G-0
鏡面防霧 Mirror Demisterust	Defogster	BS002
加熱毛巾架 (只限浴室 1) Heated Towel Rail For Bathroom 1 Only)	Avenir	TRH3-45
浴室換氣暖風機 Thermal Ventilator	樂聲 Panasonic	FV 30BG3H
可變冷煤流量空調機 (室內裝置) VRV Air-Conditioner (Indoor Unit)	大金 Daikin	FXAQ32MAVE
抽氣扇 Exhaust Fan	樂聲 Panasonic	FV-23NL3H
電動窗簾 (只限浴室 3) Motorized blinds (For Bathroom 3 Only)	尚飛 Somfy	LT50 ariane 6/17
步入式衣帽間 1 WALK-IN CLOSET 1*		
	品牌 Brand	型號 Model
家居自動化系統控制屏 Home Automation Control Panel	羅格朗 Legrand Vantage	EQ73TB-TI-II
可變冷煤流量空調機 (室內裝置) VRV Air-Conditioner (Indoor Unit)	大金 Daikin	FXDQ63NBVE
保險箱 Safe	LuCeLL	

步入式衣帽間 2 WALK-IN CLOSET 2*		
	品牌 Brand	型號 Model
家居自動化系統控制屏 Home Automation Control Panel	羅格朗 Legrand Vantage	EQ73TB-TI-II
可變冷煤流量空調機 (室內裝置) VRV Air-Conditioner (Indoor Unit)	大金 Daikin	FXDQ50NBVE, FXMQ125MFV1
玄關 FOYER		
	品牌 Brand	型號 Model
可變冷煤流量空調機 (室內裝置) VRV Air-Conditioner (Indoor Unit)	大金 Daikin	FXAQ32MAVE
儲物室 1 及儲物室 2 STORE ROOM 1 & STORE ROOM 2		
	品牌 Brand	型號 Model
可變冷煤流量空調機 (室內裝置) (只限儲物室 1) VRV Air-Conditioner (Indoor Unit)(for store room 1 only)	大金 Daikin	DXDQ50
洗手間 / 多用途浴室 LAVATORY / UTILITY BATHROOM		
	品牌 Brand	型號 Model
室外空氣處理裝置 (只限洗手間) Outdoor Air Processing Unit (for lavatory only)	大金 Daikin	FXAQ32MAVE
抽氣扇 Exhaust Fan	樂聲 Panasonic	FV-18NF3H
一樓廚房 1/F KITCHEN		
	品牌 Brand	型號 Model
嵌入式洗衣乾衣機 Built-in Washer Dryer	德格 Teka	LSI5 1480
洗衣機 Washing Machine	美諾 Miele	W 5968
乾衣機 Dryer	美諾 Miele	T 8964 WP
嵌入式電磁爐 Built-in Induction Hob	德格 Teka	IRT 3200

設備說明表 APPLIANCES SCHEDULE

藍塘道31號B單位 Unit B, No. 31 Blue Pool Road

一樓廚房 1/F KITCHEN		
	品牌 Brand	型號 Model
抽油煙機 Range Hood	德格 Teka	DH-60/70/90/110
嵌入式雪櫃 Built-in Refrigerator	德格 Teka	TKI2 300
嵌入式微波爐 Built-in Microwave Oven	德格Teka	MS 620 BIH
抽氣扇 Exhaust Fan	樂聲 Panasonic	FV-15NS3H
可變冷煤流量空調機(室內裝置) VRV Air-Conditioner (Indoor Unit)	大金 Daikin	FXDQ50NBVE
視聽門鈴系統 Audio & Video Door Entry System	羅格朗 Legrand (Bticino)	344502
平台 FLAT ROOF		
	品牌 Brand	型號 Model
可變冷煤流量空調機(室外裝置) VRV Air-Conditioner (Outdoor Unit)	大金 Daikin	REMQ16PY1, REMQ10PY1, REMQ8PY1
燒烤爐 BBQ Grill	Beefeater	S3000s (5 Burners)
庭院 COURTYARD		
	品牌 Brand	型號 Model
燒烤爐 BBQ Grill	Beefeater	S3000s (4 Burners)

一樓、二樓樓梯及梯屋 1/F, 2/F STAIRCASE AND STAIRHOOD		
	品牌 Brand	型號 Model
可變冷煤流量空調機(室內裝置) VRV Air-Conditioner (Indoor Unit)	大金 Daikin	FXDQ63MAVE, FXDQ63NBVE, FXSQ80MVE
電動窗簾(R/F) Motorized Blinds	尚飛 Somfy	LT50 atlas 15/17
電動窗簾(2/F) Motorized Blinds	尚飛 Somfy	LT50 ariane 6/17
車房 GARAGE		
	品牌 Brand	型號 Model
捲閘 Roller Shutter	愛屋 Alulux	CD77
抽氣扇 Exhaust Fan	樂聲 Panasonic	FV-18NF3H

\*房間/設備與藍塘道31號A單位共用

\*Room/ appliances are shared with Unit A, No. 31 Blue Pool Road

設備說明表 APPLIANCES SCHEDULE

藍塘道33號A單位 Unit A, No. 33 Blue Pool Road

玄關 FOYER		
	品牌 Brand	型號 Model
可變冷媒流量空調機 (室內裝置) VRV Air-Conditioner (Indoor Unit)	三菱 Mitsubishi	PEFY-P63VMA-E
家居自動化控制屏 Home Automation Control Panel	羅格朗 Legrand	HOMETOUCH ITEM 3488
客廳及飯廳 LIVING ROOM AND DINING ROOM		
	品牌 Brand	型號 Model
可變冷媒流量空調機 (室內裝置) VRV Air-Conditioner (Indoor Unit)	三菱 Mitsubishi	PEFY-P63VMA-E, PEFY-P80VMA-E
家居自動化控制屏 Home Automation Control Panel	羅格朗 Legrand	HOMETOUCH ITEM 3488
主人睡房 MASTER BEDROOM		
	品牌 Brand	型號 Model
家居自動化控制屏 Home Automation Control Panel	羅格朗 Legrand	LGR573962
睡房1 睡房2 及睡房3 BEDROOM 1, BEDROOM 2 AND BEDROOM 3		
	品牌 Brand	型號 Model
可變冷媒流量空調機 (室內裝置) VRV Air-Conditioner (Indoor Unit)	三菱 Mitsubishi	PEFY-P63VMA-E, PEFY-P80VMA-E
家居自動化控制屏 Home Automation Control Panel	羅格朗 Legrand	HOMETOUCH ITEM 3488
起居室 FAMILY ROOM		
	品牌 Brand	型號 Model
可變冷媒流量空調機 (室內裝置) VRV Air-Conditioner (Indoor Unit)	三菱 Mitsubishi	PEFY-P63VMA-E
家居自動化控制屏 Home Automation Control Panel	羅格朗 Legrand	HOMETOUCH ITEM 3488
廚房 KITCHEN		
	品牌 Brand	型號 Model
三頭中式煤氣煮食爐 3-Burner Chinese Gas Stove System	UNICO	SQUARE 1
單頭煤氣嵌裝式煮食爐 Single-head Gas Hob	Miele	CS 1018

廚房 KITCHEN		
	品牌 Brand	型號 Model
雙頭嵌裝式電磁煮食爐 Duel-head Induction Hob	Miele	CS1212-I
嵌入式單頭電焗爐 Built-in Electric Single Oven	Miele	H 5681 B
廚房 KITCHEN		
	品牌 Brand	型號 Model
嵌入式電微波爐 Built-in Electric Microwave Oven	Miele	M 8261-2
嵌入式電蒸爐 Built-in Electric Steam Oven	Miele	DGC 5080 XL
嵌入式雪櫃 Built-in Fridge Freezer	Miele	KFN 9758 iD-3
嵌入式洗碗機 Built-in Dishwasher	Miele	G 5570 SCVi
嵌入式酒窖 Built-in Wine Cellar	Miele	KWT 4154 UG-1
抽油煙機 Exhaust Hood	UNICO	Not Applicable
廚餘處理器 Food Waste Disposer	易可清 EcoSink	FWD-075SS-H-1
廚房電視機 Kitchen TV	Oolaa	KTV102
可變冷媒流量空調機 (室內裝置) VRV Air-Conditioner (Indoor Unit)	三菱 Mitsubishi	PEFY-P80VMA-E
煤氣熱水爐遙控裝置 Gas Water Heater Remote Control	能率 Noritz	RC-6242M-1
抽氣扇 Exhaust Fan	Rosenberg	Z 200 E1
浴室1、浴室2 及浴室3 BATHROOM 1, BATHROOM 2 AND BATHROOM 3		
	品牌 Brand	型號 Model
浴室寶 Thermo-ventilator	樂聲 Panasonic	FV-40BG3H
抽氣扇 Exhaust Fan	Rosenberg	Z 200 E1

設備說明表 APPLIANCES SCHEDULE

藍塘道33號A單位 Unit A, No. 33 Blue Pool Road

主人睡房浴室 MASTER BATHROOM		
	品牌 Brand	型號 Model
蒸汽裝置 Steam Generator Set	科勒 Kohler	K-5526T-NA
數碼恆溫閥 Digital Thermostatic Valve Set	Heatmiser	neo Stat-e V2
可變冷媒流量空調機 (室內裝置) VRV Air-Conditioner (Indoor Unit)	三菱 Mitsubishi	PEFY-P50VMA-E, PEFY-P63VMA-E
浴室寶 Thermo-ventilator	樂聲 Panasonic	FV-40BG3H
抽氣扇 Exhaust Fan	Rosenberg	Z 200 E1
衣帽間 CLOSET		
	品牌 Brand	型號 Model
可變冷媒流量空調機 (室內裝置) VRV Air-Conditioner (Indoor Unit)	三菱 Mitsubishi	PEFY-P40VMA-E, PEFY-P63VMA-E
多用途房 UTILITY ROOM		
	品牌 Brand	型號 Model
嵌入式電磁煮食爐 Built-in Induction Hob	德格 Teka	IZC32300
嵌入式電微波爐 Built-in Electric Microwave Oven	德格 Teka	MS 820 BIS
嵌入式雪櫃 Built-in Fridge Freezer	德格 Teka	TKI3 145 D
嵌入式洗衣乾衣機 Built-in Washer Dryer	Kuppersusch	WT6800.0i
獨立式洗衣機 Free Standing Washer	Miele	W 5968
獨立式乾衣機 Free Standing Dryer	Miele	T 8964 WP
可變冷媒流量空調機 (室內裝置) VRV Air-Conditioner (Indoor Unit)	大金 Daikin	FXAQ32MAVE, FXDQ50NBVE
	三菱 Mitsubishi	PEFY-P40VMA-E, PEFY-P25VLM-E, PEFY-P125VMHS-E-F, PEFY-P80VMA-E
抽氣扇 Exhaust Fan	Rosenberg	Z 200 E1

多用途房 UTILITY ROOM		
	品牌 Brand	型號 Model
抽濕機 Dehumidification System	Cold Magic	CDH-22R2B
洗手間 / 多用途浴室 LAVATORY / UTILITY BATHROOM		
	品牌 Brand	型號 Model
抽氣扇 Exhaust Fan	樂聲 Panasonic	FV-15NS3H
1樓、2樓樓梯及梯屋 1/F, 2/F STAIRCASE AND STAIRHOOD		
	品牌 Brand	型號 Model
可變冷媒流量空調機 (室內裝置) VRV Air-Conditioner (Indoor Unit)	三菱 Mitsubishi	FXAQ63MAVE, FXDQ63NBVE, FXSQ80MVE
車房 GARAGE		
	品牌 Brand	型號 Model
捲閘 Roller Shutter	愛屋 Alulux	CD77
抽氣扇 Exhaust Fan	Rosenberg	Z 200 E1
庭院 YARD		
	品牌 Brand	型號 Model
煤氣燒烤爐 Gas Barbeque Grill	Beefeater	S3000S 4B BBQ Build In
平台 FLAT ROOF		
	品牌 Brand	型號 Model
煤氣燒烤爐 Gas Barbeque Grill	Beefeater	S3000S 5B BBQ Build In
可變冷媒流量空調機 (室外裝置) VRV Air-Conditioner (Outdoor Unit)	三菱 Mitsubishi	PURY-EP900YSNW-A1
雪櫃 Refrigerator	Fisher & Paykel	RB90S64MKIW
循環式恆溫煤氣熱水爐 Temperature-modulated Circulating Type Water Heater	能率 Noritz	NR32DQF



設備說明表 APPLIANCES SCHEDULE

藍塘道35號A單位 Unit A, No. 35 Blue Pool Road

客廳及飯廳 LIVING ROOM & DINING ROOM		
	品牌 Brand	型號 Model
可變冷媒能量空調機 (室內裝置) VRV Air-Conditioner (Indoor Unit)	大金 Daikin	FXSQ80MVE, FXSQ100MVE
家居自動化系統控制屏 Home Automation Control Panel	羅格朗 Legrand (Bticino)	3488
電動窗簾 Motorized blind	尚飛 Somfy	Sonesse 50 (for Roman Blinds) Glydea 35e (for Vertical Blinds)
電動綜合式窗簾 Motorized Integral Blind	Screenline	SL1807, SL1963, SL2188-4, SL2190
主人睡房 MASTER BEDROOM		
	品牌 Brand	型號 Model
電動窗簾 Motorized blind	尚飛 Somfy	Glydea 35e
電動綜合式窗簾 Motorized Integral Blind	Screenline	SL1807, SL1963, SL2188-4, SL2190
電視 Television	三星 Samsung	RU7100 (UHD)
長條型喇叭 Flat Soundbar	三星 Samsung	HW-R450
家居自動化系統控制屏 Home Automation Control Panel	羅格朗 Legrand (Bticino)	3488
可變冷媒流量空調機 (室內裝置) VRV Air-Conditioner (Indoor Unit)	大金 Daikin	FXDQ32PBVE, FXDQ63NBVE
書房 STUDY ROOM		
	品牌 Brand	型號 Model
電視 Television	三星 Samsung	RU7100 (UHD)
家居自動化系統控制屏 Home Automation Control Panel	羅格朗 Legrand (Bticino)	3488
電動窗簾 Motorized blind	尚飛 Somfy	Sonesse 50 (for Roman Blinds) Glydea 35e (for Vertical Blinds)

書房 STUDY ROOM		
	品牌 Brand	型號 Model
長條型喇叭 Flat Soundbar	三星 Samsung	HW-R450
嵌入式雪櫃 Built-in Refrigerator	西門子 Simens	KU15LA65HK
可變冷媒流量空調機 (室內裝置) VRV Air-Conditioner (Indoor Unit)	大金 Daikin	FXDQ63NBVE, FXDQ63NBVE
起居室 FAMILY ROOM		
	品牌 Brand	型號 Model
可變冷媒能量空調機 (室內裝置) VRV Air-Conditioner (Indoor Unit)	大金 Daikin	FXSQ80MVE, FXDQ63NBVE
家居自動化系統控制屏 Home Automation Control Panel	羅格朗 Legrand (Bticino)	3488
電動窗簾 Motorized blind	尚飛 Somfy	Glydea 35e
電視 Television	三星 Samsung	QLED 4K (Q60R)
網絡影音擴音機 AV Receiver with Built In Wi Fi and Air Play	安橋 Onkyo	TX-RZ740
天花音箱 Ceiling Speaker	JBL	Studio 2 6IC
電動超低音喇叭 Powered Subwoofer	JBL	Studio 250P
控制系統 Control system	快思聰 Crestron	3-SERIES CONTROL SYSTEM CP3
控制系統控制屏 Control System Panel	Apple	10.2" iPad
無線網絡路由器 WiFi Router	Linksys	EA7500
嵌入式酒櫃 Built-under Wine Conditioning Unit	Miele	KWT 6321 UG
嵌入式雪櫃 Built-in Refrigerator	Miele	KU15LA65HK

設備說明表 APPLIANCES SCHEDULE

藍塘道35號A單位 Unit A, No. 35 Blue Pool Road

地下廚房 G/F KITCHEN		
	品牌 Brand	型號 Model
三頭中式煤氣煮食爐 3-Burner Chinese Gas Stove System	UNICO	SQUARE 1
單頭煤氣煮食爐 Single-head Gas Hob	Miele	CS 1018
雙頭電磁爐 Duel-head Induction Hob	Miele	CS 1212 I
嵌入式單頭電磁焗爐 Built-in Electric Single Oven	Miele	H 5681 B
嵌入式微波爐 Built-in Microwave Oven	Miele	M 8261-2
嵌入式電蒸爐 Built-in Electric Steam Oven	Miele	DGC 5080 XL
嵌入式雪櫃與冷凍櫃 Built-in Fridge Freezer	Miele	KFN 9758 iD
嵌入式洗碗機 Built-in Dishwasher	Miele	G 5570 SCVi
嵌入式酒窖 Built-in Wine Cellar	Miele	KWT 4154 UG-1
抽油煙機 Exhaust Hood	UNICO	Not Applicable
廚餘處理器 Food Waste Disposer	易可清 EcoSink	FWD-075SS-1
廚房電視機 Kitchen TV	Oolaa	KTV 102
可變冷煤流量空調機(室內裝置) VRV Air-Conditioner (Indoor Unit)	大金 Daikin	FXSQ100MVE
煤氣熱水爐遙控器 Gas Water Heater Remote Control	能率 Noritz	RC-6242M-1
抽氣扇 Exhaust Fan	樂聲 Panasonic	FV-18NS3H & FV-18NS3H (Serve for Powder Room)
視聽門鈴系統 Audio & Video Door Entry System	羅格朗 Legrand (Bticino)	344502

浴室1及浴室2 BATHROOM 1 AND BATHROOM 2		
	品牌 Brand	型號 Model
加熱毛巾架 Heated Towel Rail	Avenir	TRH5--45
鏡面防霧 Mirror Demister	Defogster	BS002
浴室換氣暖風機 Thermal Ventilator	樂聲 Panasonic	FV-30BG3H
可變冷煤流量空調機(室內裝置) VRV Air-Conditioner (Indoor Unit)	大金 Daikin	FXDQ80NBVE (Bath 2 only serve for Bath 2 and Family Room)
抽氣扇 Exhaust Fan	樂聲 Panasonic	FV-18NS3H (Bath 1's exhaust share to utility bathroom)
電動窗簾(只限浴室2) Motorized blind (For Bathroom 2 Only)	瑞克斯 Raex	AR8621
主人睡房浴室 MASTER BATHROOM		
	品牌 Brand	型號 Model
獨立式浴缸 Freestanding Bathtub	Claybrook	H34003
蒸汽浴加熱器 Sauna Heater Set	帝夢 TYLO	Sense Commercial 6
桑拿電子控制屏 Sauna Electronic Control Panel	帝夢 TYLO	H1
防水液晶顯示電視機及內置揚聲器 Waterproof LED Mirror TV and Built-in Vibration Speaker	Oolaa	BTV22(MF)
可變冷煤流量空調機(室內裝置) VRV Air-Conditioner (Indoor Unit)	大金 Daikin	FXDQ63NBVE
浴室換氣暖風機 Thermal Ventilator	樂聲 Panasonic	FV-40BE2H
抽氣扇 Exhaust Fan	樂聲 Panasonic	FV-18NS3H
加熱毛巾架 Heated Towel Rail	Avenir	TRH5-65
鏡面防霧 Mirror Demister	Defogster	BS002
電動窗簾 Motorized blind	瑞克斯 Raex	AR8621

## 設備說明表 APPLIANCES SCHEDULE

藍塘道35號A單位 Unit A, No. 35 Blue Pool Road

衣帽間 CLOSET		
	品牌 Brand	型號 Model
可變冷煤流量空調機 (室內裝置) VRV Air-Conditioner (Indoor Unit)	大金 Daikin	FXDQ63NBVE
家居自動化系統控制屏 Home Automation Control Panel	羅格朗 Legrand (Bticino)	344502
儲物室 STORE ROOM		
	品牌 Brand	型號 Model
可變冷煤流量空調機 (室內裝置) VRV Air-Conditioner (Indoor Unit)	大金 Daikin	FXAQ32MAVE, FXMQ125MFV1
洗手間 / 多用途浴室 LAVATORT / UTILITY BATHROOM		
	品牌 Brand	型號 Model
不適用 Not Applicable		
一樓廚房 1/F KITCHEN		
	品牌 Brand	型號 Model
嵌入式洗衣乾衣機 Built-in Washer Dryer	德格Teka	LSI5 1480
洗衣機 Washing Machine	Miele 美諾	W 5968
乾衣機 Dryer	Miele 美諾	T 8964 WP
嵌入式電磁爐 Built-in Induction Hob	德格Teka	IRT 3200
抽油煙機 Range Hood	德格Teka	DH 685T
嵌入式雪櫃 Built-in Refrigerator	德格Teka	TF13 130D
嵌入式微波爐 Built-in Microwave Oven	德格Teka	MS 620 BIS
抽氣扇 Exhaust Fan	樂聲 Panasonic	FV-18NS3H
可變冷煤流量空調機 (室內裝置) VRV Air-Conditioner (Indoor Unit)	大金 Daikin	FXDQ50NBVE

一樓廚房 1/F KITCHEN		
	品牌 Brand	型號 Model
浴室換氣暖風機 Thermal Ventilator	樂聲 Panasonic	FV-30BG3H
視聽門鈴系統 Audio & Video Door Entry System	羅格朗 Legrand (Bticino)	344502
一樓、二樓樓梯及梯屋 1/F, 2/F STAIRCASE AND STAIRHOOD		
	品牌 Brand	型號 Model
可變冷煤流量空調機 (室內裝置) VRV Air-Conditioner (Indoor Unit)	大金 Daikin	FXDQ63MAVE(1/F), FXDQ63NBVE(2/F), FXDQ63NBVE (2/F for Master Bedroom), FXSQ80MVE(G/F), FXAQ63PVE(R/F)
電動窗簾 Motorized blind	尚飛 Somfy	Glydea 35e
車房 GARAGE		
	品牌 Brand	型號 Model
捲閘 Roller Shutter	Alulux	CD77
抽氣扇 Exhaust Fan	樂聲 Panasonic	FV-18NF3H
平台 FLAT ROOF		
	品牌 Brand	型號 Model
可變冷煤流量空調機 (室外裝置) VRV Air-Conditioner (Outdoor Unit)	大金 Daikin	REMQ16PY1, REMQ10PY1, REMQ8PY1
按摩浴池 Jacuzzi	樂舍 Teuco	Seaside 640
抽屜式冰櫃 Cooler Drawer	Fisher & Paykel	RB90S64MK
循環式恆溫煤氣熱水爐 Temperature-modulated Circulating Type Water Heater	能率 Noritz	NR32DQF
燒烤爐 BBQ Grill	Beefeater	S3000s (5 Burners)

設備說明表 APPLIANCES SCHEDULE

藍塘道37號A單位 Unit A, No. 37 Blue Pool Road

客廳及飯廳 LIVING ROOM AND DINING ROOM		
	品牌 Brand	型號 Model
可變冷媒流量空調機(室內裝置) VRV Air-Conditioner (Indoor Unit)	大金 Daikin	FXSQ80MVE, FXSQ100MVE
家居自動化系統控制屏 Home Automation Control Panel	羅格朗 Legrand	ART 573960, LGR 573962
電滑動屏板 Motorized sliding panel	Tritex	2-674-24-13
電動窗簾 Motorized blind	Wired Technology	LT50
壁爐 Fire place	Safretti	Burner 1.2 & Burner 2.2
電動綜合式窗簾 Motorized Integral Blind	Screenline	SL1807, SL1963, SL2188-4, SL2190
主人睡房 MASTER BEDROOM		
	品牌 Brand	型號 Model
電動窗簾 Motorized blind	Wired Technology	LT50
電動綜合式窗簾 Motorized Integral Blind	Screenline	SL1807, SL1963, SL2188-4, SL2190
睡房 1、睡房 2 及睡房 4 BEDROOM 1, BEDROOM 2 AND BEDROOM 4		
	品牌 Brand	型號 Model
電動窗簾 Motorized blind	Wired Technology	LT50
家居自動化系統控制屏 Home Automation Control Panel	羅格朗 Legrand	ART 573960
電動綜合式窗簾 Motorized Integral Blind	Screenline	SL1807, SL1963, SL2188-4, SL2190
睡房 3 BEDROOM 3		
	品牌 Brand	型號 Model
電動窗簾 Motorized blind	Wired Technology	LT50
家居自動化系統控制屏 Home Automation Control Panel	羅格朗 Legrand	ART 573960
運動/靜修設備 Exercise/Mediation	Technogym	MD053 Kinesis Personal Leather Vision
健身單車 Exercise Bike	Ciclotte	CICL001C04

起居室 FAMILY ROOM		
	品牌 Brand	型號 Model
可變冷媒流量空調機(室內裝置) VRV Air-Conditioner (Indoor Unit)	大金 Daikin	FXSQ80MVE, FXDQ63NBVE
家居自動化系統控制屏 Home Automation Control Panel	羅格朗 Legrand	LGR573962
電動窗簾 Motorized blind	Wired Technology	LT50
投影機 Projector	JVC	DLA-X75R
投影機電動升降台 Electric Motorise Lift for Projector	R&V	B2510-M
伸縮屏幕 Retractable Screen	Stewart	Luxus Model A
環迴立體聲接收器 Surround Receiver	Marantz	SR7007
藍光播放機 Blue Ray Player	索尼 Sony	BDP-S790
天花揚聲器 Ceiling Speaker	Phasetech	C1-70-VIII
天花環迴立體聲揚聲器 Ceiling Surround Speaker	Phasetech	CI-Surround
電動超低音喇叭 Powered Subwoofer	Phasetech	FL-10
音樂播放機 Music Player	SONOS	ZP90
遙控器 Remote Control	Crestron	CP2E
廚房 KITCHEN		
	品牌 Brand	型號 Model
3頭中式煤氣煮食爐 3-Burner Chinese Gas Stove System	UNICO	SQUARE 1
單頭煤氣煮食爐 Single-head Gas Hob	Miele	CS 1018
雙頭電磁爐 Duel-head Induction Hob	Miele	CS 1212 I
嵌入式單頭電焗爐 Built-in Electric Single Oven	Miele	H 5681 B
嵌入式電微波爐 Built-in Electric Microwave Oven	Miele	M 8261-2
嵌入式電蒸爐 Built-in Electric Steam Oven	Miele	DGC 5080 XL
嵌入式雪櫃 Built-in Fridge Freezer	Miele	KFN 9758 iD
嵌入式洗碗機 Built-in Dishwasher	Miele	G 5570 SCVi
嵌入式酒窖 Built-in Wine Cellar	Miele	KWT 4154 UG-1



設備說明表 APPLIANCES SCHEDULE

藍塘道37號A單位 Unit A, No. 37 Blue Pool Road

廚房 KITCHEN		
	品牌 Brand	型號 Model
抽油煙機 Exhaust Hood	UNICO	Not Applicable
廚餘處理器 Food Waste Disposer	易可清 EcoSink	FWD-075SS-1
廚房電視機 Kitchen TV	Oolaa	KTV 102
可變冷媒流量空調機 (室內裝置) VRV Air-Conditioner (Indoor Unit)	大金 Daikin	FXSQ100MVE
煤氣熱水爐遙控器 Gas Water Heater Remote Control	能率 Noritz	RC-6242M-1
抽氣扇 Exhaust Fan	樂聲 Panasonic	FV-18NS3H
電動窗簾 Motorized blind	Wired Technology	LT50
家居自動化系統控制屏 Home Automation Control Panel	羅格朗 Legrand	ART573960
浴室1、浴室2、浴室3及浴室4 BATHROOM 1, BATHROOM 2, BATHROOM 3 AND BATHROOM 4		
	品牌 Brand	型號 Model
獨立式浴缸 (浴室1及浴室4) Free Standing Bathtub (Bathroom 1 and Bathroom 4)	Antonio Lupi	Medea 10
獨立式浴缸 (浴室2) Free Standing Bathtub (Bathroom 2)	Victoria + Albert	Edge
蒸汽裝置 Steam Generator Set	科勒 Kohler	K-1733-NA, K-1647-PC-CP
防水浴室液晶顯示電視機及外置揚聲器 Waterproof Bathroom LCD TV and External Speaker	Oolaa	SBTV32(MG), OBT-627
抽氣扇 Exhaust Fan	樂聲 Panasonic	FV-18NS3H
可變冷媒流量空調機 (室內裝置) VPV Air-Conditioner(Indoor Unit)	大金 Daikin	FXDQ63NBVE

主人浴室 MASTER BATHROOM		
	品牌 Brand	型號 Model
Sok 溢水式浴缸 Sok Overflowing Bath	科勒 Kohler	K-1188-C1-0
蒸汽裝置 Steam Generator Set	科勒 Kohler	K-1733-NA, K-1647-PC-CP
防水浴室液晶顯示電視機及外置揚聲器 Waterproof Bathroom LCD TV and External Speaker	Oolaa	SBTV32(MG), OBT-627
可變冷媒流量空調機 (室內裝置) VRV Air-Conditioner (Indoor Unit)	大金 Daikin	FXDQ32PBVE, FXSQ80MVE
抽氣扇 Exhaust Fan	樂聲 Panasonic	FV-20NS3H
自動滑門 Automatic Sliding Door	多瑪 Dorma	CS 80 MAGNEO
桑拿房 SAUNA ROOM		
	品牌 Brand	型號 Model
桑拿爐系統 Sauna Heater System	帝夢 TYLO	Senseplus 6
桑拿電子控制屏 Sauna Electronic Control Panel	帝夢 TYLO	H 1
防水浴室液晶顯示電視機及內置揚聲器 Waterproof Bathroom LCD TV with built-in Speaker	Oolaa	MTV19(MF)
衣帽間 CLOSET		
	品牌 Brand	型號 Model
可變冷媒流量空調機 (室內裝置) VRV Air-Conditioner (Indoor Unit)	大金 Daikin	FXDQ63NBVE, FXDQ32PBVE, FXSQ80MVE
家居自動化系統控制屏 Home Automatic Control Panel	羅格朗 Legrand	LGR573962

設備說明表 APPLIANCES SCHEDULE

藍塘道37號A單位 Unit A, No. 37 Blue Pool Road

儲物室 / 多用途房 STORE ROOM / UTILITY ROOM		
	品牌 Brand	型號 Model
獨立式洗衣機 Free Standing Washer	Miele	W 5968
獨立式乾衣機 Free Standing Dryer	Miele	T 8964 WP
可變冷媒流量空調機 (室內裝置) VRV Air-Conditioner (Indoor Unit)	大金 Daikin	FXAQ32MAVE, FXDQ50NBVE
抽濕機 Dehumidification System	Cold Magic	CDH-22-R2
洗手間 / 多用途浴室 LAVATORY / UTILITY BATHROOM		
	品牌 Brand	型號 Model
抽氣扇 Exhaust Fan	樂聲 Panasonic	FV-15NS3H
室外空氣處理裝置 Outdoor Air Processing Unit	大金 Daikin	FXMQ125MFV1
1樓、2樓樓梯及梯屋 1/F, 2/F STAIRCASE AND STAIRHOOD		
	品牌 Brand	型號 Model
可變冷媒流量空調機 (室內裝置) VRV Air-Conditioner (Indoor Unit)	大金 Daikin	FXAQ63MAVE, FXDQ63NBVE, FXSQ80MVE
電動天幕 Motorized Skylight Screen	麗絲迪 NICEDRAPE	SKYLIGHT SK10 SYSTEM
電動窗簾 Motorized blind	Wired Technology	LT50
車房 GARAGE		
	品牌 Brand	型號 Model
捲閘 Roller Shutter	Alulux	CD77
抽氣扇 Exhaust Fan	樂聲 Panasonic	FV-18NF3H

平台 FLAT ROOF		
	品牌 Brand	型號 Model
可變冷媒流量空調機 (室外裝置) VRV Air-Conditioner (Outdoor Unit)	大金 Daikin	REMQ16PY1, REMQ10PY1, REMQ8PY1
按摩浴池 Jacuzzi	樂舍 Teuco	Seaside 640
抽屜式冰櫃 Cooler Drawer	Fisher & Paykel	RB90S64MK
循環式恆溫煤氣熱水爐 Temperature-modulated Circulating Type Water Heater	能率 Noritz	NR32DQF
燒烤爐 BBQ Grill	Beefeater	SL4000S (6 burner)
室外揚聲器 Outdoor Speaker	JBL	Control-25

設備說明表 APPLIANCES SCHEDULE

藍塘道39號B單位 Unit B, No. 39 Blue Pool Road

客廳及飯廳 LIVING ROOM & DINING ROOM		
	品牌 Brand	型號 Model
可變冷媒能量空調機 (室內裝置) VRV Air-Conditioner (Indoor Unit)	大金 Daikin	FXSQ80MVE, FXSQ100MVE
家居自動化系統控制屏 Home Automation Control Panel	羅格朗 Legrand (Bticino)	3488
壁爐 Fire place	EcoSmart Fire	XL1200
電視 Television	三星 Samsung	QLED 4K (Q60R)
7.2 聲道網絡影音擴音機 7.2 CH AV Receiver	安橋 Onkyo	TX-RZ740
雙分頻形嵌牆 / 嵌天花音箱 Invisible In-wall/ In-ceiling Speaker	Stealth Acoustics	LR6G
電動超低音喇叭 Powered Subwoofer	JBL	Studio SUB 250P
控制系統 Control system	快思聰 Crestron	3-SERIES CONTROL SYSTEM CP3
控制系統控制屏 Control System Panel	Apple	10.2" iPad
無線網路路由器 WiFi Router	Linksys	EA7500
電動窗簾 Motorized blind	多寶 TOSO	Progress 50
電動綜合式窗簾 Motorized Integral Blind	Screenline	SL1807, SL1963, SL2188-4, SL2190
主人睡房 MASTER BEDROOM		
	品牌 Brand	型號 Model
家居自動化系統控制屏 Home Automation Control Panel	羅格朗 Legrand (Bticino)	3488
長條型喇叭 Flat Soundbar	三星 Samsung	HW-R450
電視 Television	三星 Samsung	RU7100 (UHD)

主人睡房 MASTER BEDROOM		
	品牌 Brand	型號 Model
可變冷媒流量空調機 (室內裝置) VRV Air-Conditioner (Indoor Unit)	大金 Daikin	FXDQ80MVE
電動窗簾 Motorized blind	多寶 TOSO	Progress 50
電動綜合式窗簾 Motorized Integral Blind	Screenline	SL1807, SL1963, SL2188-4, SL2190
睡房 1 及睡房 2 BEDROOM 1 AND BEDROOM2		
	品牌 Brand	型號 Model
可變冷媒能量空調機 (室內裝置) (只限睡房 1) VRV Air-Conditioner (Indoor Unit) (For Bedroom 1 only)	大金 Daikin	FXSQ100MVE
家居自動化系統控制屏 Home Automation Control Panel	羅格朗 Legrand (Bticino)	3488
電動窗簾 Motorized blind	多寶 TOSO	Progress 50
電動綜合式窗簾 (只限睡房 2) Motorized Integral Blind (for Bedroom 2 only)	Screenline	SL1807, SL1963, SL2188-4, SL2190
起居室 1 FAMILY ROOM 1		
	品牌 Brand	型號 Model
可變冷媒能量空調機 (室內裝置) VRV Air-Conditioner (Indoor Unit)	大金 Daikin	FXSQ80MVE, FXDQ63NBVE (Serve for Bedroom 2)
家居自動化系統控制屏 Home Automation Control Panel	羅格朗 Legrand (Bticino)	3488
電視 Television	三星 Samsung	QLED 4K (Q60R)
7.2 聲道網絡影音擴音機 7.2 CH AV Receiver	安橋 Onkyo	TX-RZ740
雙分頻形嵌牆 / 嵌天花音箱 Invisible In-wall/ In-ceiling Speaker	Stealth Acoustics	LR6G
電動超低音喇叭 Powered Subwoofer	JBL	Studio SUB 250P
控制系統 Control system	快思聰 Crestron	3-SERIES CONTROL SYSTEM CP3

## 設備說明表 APPLIANCES SCHEDULE

藍塘道39號B單位 Unit B, No. 39 Blue Pool Road

起居室 1 FAMILY ROOM 1		
	品牌 Brand	型號 Model
控制系統控制屏 Control System Panel	Apple	10.2" iPad
無線網路路由器 WiFi Router	Linksys	EA7500
電動窗簾 Motorized blind	多寶 TOSO	Progress 50
起居室 2 FAMILY ROOM 2		
	品牌 Brand	型號 Model
家居自動化系統控制屏 Home Automation Control Panel	羅格朗 Legrand (Bticino)	3488
電視 Television	三星 Samsung	RU7100 (UHD)
長條型喇叭 Flat Soundbar	三星 Samsung	HW-R450
電動窗簾 Motorized blind	多寶 TOSO	Progress 50
家居自動化系統控制屏 (2/F) Home Automation Control Panel (2/F)	羅格朗 Legrand (Bticino)	3488
電動綜合式窗簾 (只限睡房 2) Motorized Integral Blind (for Bedroom 2 only)	Screenline	SL1807, SL1963, SL2188-4, SL2190
地下廚房 G/F KITCHEN		
	品牌 Brand	型號 Model
三頭中式煤氣煮食爐 3-Burner Chinese Gas Stove System	UNICO	SQUARE 1
單頭煤氣煮食爐 Single-head Gas Hob	Miele	CS 1018
雙頭電磁爐 Dual-head Induction Hob	Miele	CS 1212 I
嵌入式單頭電磁焗爐 Built-in Electric Single Oven	Miele	H 5681 B
嵌入式微波爐 Built-in Microwave Oven	Miele	M 8261-2
嵌入式電蒸爐 Built-in Electric Steam Oven	Miele	DGC 5080 XL

地下廚房 G/F KITCHEN		
	品牌 Brand	型號 Model
嵌入式雪櫃 與冷凍櫃 Built-in Fridge Freezer	Miele	KFN 9758 iD
嵌入式洗碗機 Built-in Dishwasher	Miele	G 5570 SCVi
嵌入式酒窖 Built-in Wine Cellar	Miele	KWT 4154 UG-1
抽油煙機 Exhaust Hood	UNICO	Not Applicable
廚餘處理器 Food Waste Disposer	易可清 EcoSink	FWD-075SS-1
廚房電視機 Kitchen TV	Oolaa	KTV 102
可變冷煤流量空調機 (室內裝置) VRV Air-Conditioner (Indoor Unit)	大金 Daikin	FXSQ100MVE
煤氣熱水爐遙控器 Gas Water Heater Remote Control	能率 Noritz	RC-6242M-1
抽氣扇 Exhaust Fan	樂聲 Panasonic	FV-18NS3H, FV-18NS3H (Serve for Powder Room)
視聽門鈴系統 Audio & Video Door Entry System	羅格朗 Legrand (Bticino)	344502
主人睡房浴室 MASTER BATHROOM		
	品牌 Brand	型號 Model
嵌入式浴缸 Undermounted Bathtub	Bette	3BT-3466
蒸氣裝置 Steam Generator Set	Effegibi	HACMTS0018 & CH90000110
可變冷煤流量空調機 (室內裝置) VRV Air-Conditioner (Indoor Unit)	大金 Daikin	FXDQ63NBVE
電動窗簾 Motorized blind	麗絲迪 Nicedrape	Roller Blind QS100
加熱毛巾架 Heated Towel Rail	Toga	3ZE-TEC-120050DD
浴室換氣暖風機 Thermal Ventilator	樂聲 Panasonic	40BE2H
抽氣扇 Exhaust Fan	樂聲 Panasonic	FV-20NS3H



設備說明表 APPLIANCES SCHEDULE

藍塘道39號B單位 Unit B, No. 39 Blue Pool Road

浴室1及浴室2 BATHROOM 1 AND BATHROOM 2		
	品牌 Brand	型號 Model
嵌入式浴缸 (只限浴室1) Undermounted Bathtub (For Bathroom 1 Only)	Bette	3BT-1250V1
嵌入式浴缸 (只限浴室2) Undermounted Bathtub (For Bathroom 2 Only)	Bette	3BT-2720AS
加熱毛巾架 Heated Towel Rail	Toga	3ZE-TEC-120050DD
浴室換氣暖風機 Thermal Ventilator	樂聲 Panasonic	30BGBH
抽氣扇 (只限浴室1) Exhaust Fan (For Bathroom 1 Only)	樂聲 Panasonic	FV-185NS3H (serve for BATHROOM 1 & UTILITY BATHROOM )
抽氣扇 (只限浴室2) Exhaust Fan (For Bathroom 2 Only)	樂聲 Panasonic	FV-185NS3H
可變冷煤流量空調機 (室內裝置) (只限浴室2) VRV Air-Conditioner (Indoor Unit) (For Bathroom 2 Only)	大金 Daikin	FXDQ80MVE (Serve for Bathroom 2 & Bedroom 2)
衣帽間 CLOSET		
	品牌 Brand	型號 Model
可變冷煤流量空調機 (室內裝置)(1/F) VRV Air-Conditioner (Indoor Unit) (1/F)	大金 Daikin	FXDQ32PBVE (Serve for closet and bathroom 1)
可變冷煤流量空調機 (室內裝置)(2/F) VRV Air-Conditioner (Indoor Unit) (2/F)	大金 Daikin	FXSQ80MVE & FXSQ80MVE (serve for Family Room 1)
除濕棒 Dehumidifying Rod	Dampp-Chaser	2081919011019, 2081919029014, 2081919037019
儲物室 STORE ROOM		
	品牌 Brand	型號 Model
可變冷煤流量空調機 (室內裝置) VRV Air-Conditioner (Indoor Unit)	大金 Daikin	FXAQ32MAVE
多用途浴室 UTILITY BATHROOM		
	品牌 Brand	型號 Model
室外空氣處理裝置 (多用途浴室) Outdoor Air Processing Unit (utility bathroom)	大金 Daikin	FXMQ125MFV1

一樓廚房 1/F KITCHEN		
	品牌 Brand	型號 Model
嵌入式洗衣乾衣機 Built-in Washer Dryer	德格Teka	LSI5 1480
洗衣機 Washing Machine	美諾 Miele	W 5968
乾衣機 Dryer	美諾 Miele	T 8964 WP
嵌入式電磁爐 Built-in Induction Hob	德格Teka	IRT 3200
抽油煙機 Range Hood	德格Teka	DH 685T
嵌入式雪櫃 Built-in Refrigerator	德格Teka	TF13 130D
嵌入式微波爐 Built-in Microwave Oven	德格Teka	MS 620 BIS
抽氣扇 Exhaust Fan	樂聲 Panasonic	FV-15NS3H
可變冷煤流量空調機 (室內裝置) VRV Air-Conditioner (Indoor Unit)	大金 Daikin	FXDQ50NBVE
浴室換氣暖風機 Thermal Ventilator	樂聲 Panasonic	30BGBH
視聽門鈴系統 Audio & Video Door Entry System	羅格朗 Legrand (Bticino)	344502
平台 FLAT ROOF		
	品牌 Brand	型號 Model
可變冷煤流量空調機 (室外裝置) VRV Air-Conditioner (Outdoor Unit)	大金 Daikin	REMQ16PY1, REMQ10PY1, REMQ8PY1
循環式恆溫煤氣熱水爐 Temperature-modulated Circulating Type Water Heater	能率 Noritz	NR32DQF
燒烤爐 BBQ Grill	Beefeater	S3000s (5 Burners)

## 設備說明表 APPLIANCES SCHEDULE

藍塘道39號B單位 Unit B, No. 39 Blue Pool Road

庭院 COURTYARD		
	品牌 Brand	型號 Model
燒烤爐 BBQ Grill	Beefeater	S3000s (4 Burners)
一樓、二樓樓梯及梯屋 1/F, 2/F STAIRCASE AND STAIRHOOD		
	品牌 Brand	型號 Model
可變冷煤流量空調機 (室內裝置) VRV Air-Conditioner (Indoor Unit)	大金 Daikin	FXDQ63MAVE, FXDQ63NBVE, FXSQ80MVE
電動窗簾 (1/F) Motorized blind	麗絲迪 Nicedrape	Roman QS100
電動窗簾 (2/F) Motorized blind	多寶 TOSO	Progress 50
車房 GARAGE		
	品牌 Brand	型號 Model
捲閘 Roller Shutter	愛屋 Alulux	CD77
抽氣扇 Exhaust Fan	樂聲 Panasonic	FV-18NF3H

機電裝置數量說明表 Schedule of Mechanical &amp; Electrical Provisions

		藍塘道23號A單位 Unit A, No. 23 Blue Pool Road			藍塘道23號B單位 Unit B, No. 23 Blue Pool Road			藍塘道25號A單位 Unit A, No. 25 Blue Pool Road			藍塘道25號B單位 Unit B, No. 25 Blue Pool Road			藍塘道27號A單位 Unit A, No. 27 Blue Pool Road			藍塘道27號B單位 Unit B, No. 27 Blue Pool Road			藍塘道29號A單位 Unit A, No. 29 Blue Pool Road			藍塘道29號B單位 Unit B, No. 29 Blue Pool Road			藍塘道31號A單位 Unit A, No. 31 Blue Pool Road			
樓層 Floor		地下 G/F	1樓至 2樓 1/F- 2/F	天台 R/F	地下 G/F	1樓至 2樓 1/F- 2/F	天台 R/F	地下 G/F	1樓至 2樓 1/F- 2/F	天台 R/F	地下 G/F	1樓至 2樓 1/F- 2/F	天台 R/F	地下 G/F	1樓至 2樓 1/F- 2/F	天台 R/F	地下 G/F	1樓至 2樓 1/F- 2/F	天台 R/F	地下 G/F	1樓至 2樓 1/F- 2/F	天台 R/F	地下 G/F	1樓至 2樓 1/F- 2/F	天台 R/F	地下 G/F	1樓至 2樓 1/F- 2/F	天台 R/F	
大門入口 Main Entrance	門鈴按鈕 Door Bell Push Button	1	-	-	1	-	-	1	-	-	1	-	-	1	-	-	1	-	-	1	-	-	1	-	-	-	-	-	-
	閉路電視 CCTV	1	-	-	1	-	-	1	-	-	1	-	-	1	-	-	1	-	-	1	-	-	1	-	-	-	-	-	
玄關 Foyer	門鈴按鈕 Door Bell Push Button	-	-	-	-	-	-	-	-	-	-	-	-	-	-	-	-	-	-	-	-	-	-	-	-	1	-	-	
	閉路電視 CCTV	-	-	-	-	-	-	-	-	-	-	-	-	-	-	-	-	-	-	-	-	-	-	-	-	1	-	-	
	大門視像電話 Video Door Phone	-	-	-	-	-	-	-	-	-	-	-	-	-	-	-	-	-	-	-	-	-	-	-	-	1	-	-	
	家居智能控制器 HA Control Panel	-	-	-	-	-	-	-	-	-	-	-	-	-	-	-	-	-	-	-	-	-	-	2	-	-	1	-	-
	燈掣 Lighting Switch	-	-	-	-	-	-	-	-	-	-	-	-	-	-	-	-	-	-	-	-	-	-	4	-	-	0	-	-
	單位電插座 13A Socket Outlet	-	-	-	-	-	-	-	-	-	-	-	-	-	-	-	-	-	-	-	-	-	-	3	-	-	2	-	-
	燈位 Lighting Point	-	-	-	-	-	-	-	-	-	-	-	-	-	-	-	-	-	-	-	-	-	-	10	-	-	15	-	-
	緊急求救警鐘 Panic Alarm	-	-	-	-	-	-	-	-	-	-	-	-	-	-	-	-	-	-	-	-	-	-	1	-	-	-	-	-
車房 Garage	單位電插座 13A Socket Outlet	5	-	-	5	-	-	4	-	-	5	-	-	4	-	-	4	-	-	4	-	-	5	-	-	0	-	-	
	雙位電插座 13A Twin Socket Outlet	1	-	-	1	-	-	1	-	-	1	-	-	1	-	-	1	-	-	1	-	-	0	-	-	5	-	-	
	電話插座 Telephone Outlet	2	-	-	2	-	-	2	-	-	2	-	-	2	-	-	2	-	-	2	-	-	2	-	-	0	-	-	
	電腦及電話插座 Network & Telephone Outlet	-	-	-	-	-	-	-	-	-	-	-	-	-	-	-	-	-	-	-	-	-	2	-	-	-	-	-	
	抽氣扇 Exhaust Fan	1	-	-	1	-	-	1	-	-	1	-	-	1	-	-	1	-	-	1	-	-	1	-	-	1	-	-	
	燈位 Lighting Point	7	-	-	7	-	-	7	-	-	7	-	-	7	-	-	7	-	-	7	-	-	6	-	-	6	-	-	
	燈掣 Lighting Switch	2	-	-	2	-	-	2	-	-	2	-	-	2	-	-	2	-	-	2	-	-	0	-	-	1	-	-	
	車房門緊急停止掣 E-stop for garage door	1	-	-	1	-	-	1	-	-	1	-	-	1	-	-	1	-	-	1	-	-	1	-	-	1	-	-	

機電裝置數量說明表 Schedule of Mechanical &amp; Electrical Provisions

		藍塘道23號A單位 Unit A, No. 23 Blue Pool Road			藍塘道23號B單位 Unit B, No. 23 Blue Pool Road			藍塘道25號A單位 Unit A, No. 25 Blue Pool Road			藍塘道25號B單位 Unit B, No. 25 Blue Pool Road			藍塘道27號A單位 Unit A, No. 27 Blue Pool Road			藍塘道27號B單位 Unit B, No. 27 Blue Pool Road			藍塘道29號A單位 Unit A, No. 29 Blue Pool Road			藍塘道29號B單位 Unit B, No. 29 Blue Pool Road			藍塘道31號A單位 Unit A, No. 31 Blue Pool Road		
樓層 Floor		地下 G/F	1樓至 2樓 1/F- 2/F	天台 R/F	地下 G/F	1樓至 2樓 1/F- 2/F	天台 R/F	地下 G/F	1樓至 2樓 1/F- 2/F	天台 R/F	地下 G/F	1樓至 2樓 1/F- 2/F	天台 R/F	地下 G/F	1樓至 2樓 1/F- 2/F	天台 R/F	地下 G/F	1樓至 2樓 1/F- 2/F	天台 R/F	地下 G/F	1樓至 2樓 1/F- 2/F	天台 R/F	地下 G/F	1樓至 2樓 1/F- 2/F	天台 R/F	地下 G/F	1樓至 2樓 1/F- 2/F	天台 R/F
車房 Garage	塑型斷路器配電箱 MCCB Distribution Board	1	-	-	1	-	-	1	-	-	1	-	-	1	-	-	1	-	-	1	-	-	1	-	-	1	-	-
	小型斷路器配電箱 MCB Distribution Board	2	-	-	2	-	-	2	-	-	2	-	-	2	-	-	2	-	-	2	-	-	2	-	-	2	-	-
	閉路電視 CCTV	2	-	-	2	-	-	2	-	-	2	-	-	2	-	-	2	-	-	2	-	-	2	-	-	2	-	-
	抽氣扇掣 Exhaust Fan Switch	-	-	-	-	-	-	-	-	-	-	-	-	-	-	-	-	-	-	-	-	-	1	-	-	0	-	-
客/飯廳 Living / Dining Room	電視/電台天線插座 TV/FM Outlet	3	-	-	3	-	-	3	-	-	3	-	-	3	-	-	3	-	-	3	-	-	0	-	-	1	-	-
	電話插座 Telephone Outlet	3	-	-	3	-	-	3	-	-	3	-	-	3	-	-	3	-	-	3	-	-	0	-	-	0	-	-
	電腦及電話插座 Network & Telephone Outlet	-	-	-	-	-	-	-	-	-	-	-	-	-	-	-	-	-	-	-	-	-	0	-	-	1	-	-
	數據插座 Data Point	-	-	-	-	-	-	-	-	-	-	-	-	-	-	-	-	-	-	-	-	-	0	-	-	-	-	-
	影音位 AV Point	-	-	-	-	-	-	-	-	-	-	-	-	-	-	-	-	-	-	-	-	-	1	-	-	-	-	-
	電腦插座 Date Outlet	-	-	-	-	-	-	-	-	-	-	-	-	-	-	-	-	-	-	-	-	-	-	-	-	0	-	-
	大門視像電話 Video Door Phone	1	-	-	1	-	-	1	-	-	1	-	-	1	-	-	1	-	-	1	-	-	0	-	-	0	-	-
	家居智能控制器 HA Control Panel	1	-	-	1	-	-	1	-	-	1	-	-	1	-	-	2	-	-	1	-	-	1	-	-	1	-	-
	單位電插座 13A Socket Outlet	4	-	-	4	-	-	4	-	-	4	-	-	4	-	-	1	-	-	4	-	-	3	-	-	5	-	-
	雙位電插座 13A Twin Socket Outlet	8	-	-	8	-	-	8	-	-	8	-	-	8	-	-	5	-	-	8	-	-	0	-	-	5	-	-
	窗簾掣位 Curtain / Blind Switch	3	-	-	3	-	-	3	-	-	3	-	-	3	-	-	0	-	-	3	-	-	0	-	-	0	-	-
	燈位 Lighting Point	6	-	-	6	-	-	6	-	-	6	-	-	6	-	-	23	-	-	6	-	-	29	-	-	37	-	-
	燈掣 Lighting Switch	7	-	-	7	-	-	7	-	-	7	-	-	7	-	-	2	-	-	7	-	-	1	-	-	0	-	-
緊急求救警鐘 Panic Alarm	1	-	-	1	-	-	1	-	-	1	-	-	1	-	-	1	-	-	1	-	-	0	-	-	1	-	-	



機電裝置數量說明表 Schedule of Mechanical &amp; Electrical Provisions

		藍塘道23號A單位 Unit A, No. 23 Blue Pool Road			藍塘道23號B單位 Unit B, No. 23 Blue Pool Road			藍塘道25號A單位 Unit A, No. 25 Blue Pool Road			藍塘道25號B單位 Unit B, No. 25 Blue Pool Road			藍塘道27號A單位 Unit A, No. 27 Blue Pool Road			藍塘道27號B單位 Unit B, No. 27 Blue Pool Road			藍塘道29號A單位 Unit A, No. 29 Blue Pool Road			藍塘道29號B單位 Unit B, No. 29 Blue Pool Road			藍塘道31號A單位 Unit A, No. 31 Blue Pool Road		
樓層 Floor		地下 G/F	1樓至 2樓 1/F- 2/F	天台 R/F	地下 G/F	1樓至 2樓 1/F- 2/F	天台 R/F	地下 G/F	1樓至 2樓 1/F- 2/F	天台 R/F	地下 G/F	1樓至 2樓 1/F- 2/F	天台 R/F	地下 G/F	1樓至 2樓 1/F- 2/F	天台 R/F	地下 G/F	1樓至 2樓 1/F- 2/F	天台 R/F	地下 G/F	1樓至 2樓 1/F- 2/F	天台 R/F	地下 G/F	1樓至 2樓 1/F- 2/F	天台 R/F	地下 G/F	1樓至 2樓 1/F- 2/F	天台 R/F
洗手間 Lavatory	抽氣扇 Exhaust Fan	1	-	-	1	-	-	1	-	-	1	-	-	1	-	-	0	-	-	1	-	-	1	-	-	-	-	-
	燈位 Lighting Point	2	-	-	2	-	-	2	-	-	2	-	-	2	-	-	2	-	-	2	-	-	2	-	-	-	-	-
	單位電插座 13A Socket Outlet	0	-	-	0	-	-	0	-	-	0	-	-	0	-	-	0	-	-	0	-	-	0	-	-	-	-	-
庭院 Courtyard	耐風雨單位電插座 Weatherproof Socket Outlet	4	-	-	4	-	-	4	-	-	4	-	-	4	-	-	0	-	-	4	-	-	0	-	-	2	-	-
	燈位 Lighting Point	6	-	-	6	-	-	3	-	-	6	-	-	6	-	-	11	-	-	6	-	-	4	-	-	18	-	-
	閉路電視 CCTV	-	-	-	-	-	-	-	-	-	-	-	-	-	-	-	-	-	-	-	-	-	2	-	-	-	-	-
主人睡房 Master Bedroom	電視/電台天線插座 TV/FM Outlet	-	2	-	-	2	-	-	2	-	-	2	-	-	2	-	-	1	-	-	2	-	-	0	-	-	1	-
	電話插座 Telephone Outlet	-	2	-	-	2	-	-	2	-	-	2	-	-	2	-	-	2	-	-	2	-	-	0	-	-	1	-
	電腦及電話插座 Network & Telephone Outlet	-	-	-	-	-	-	-	-	-	-	-	-	-	-	-	-	-	-	-	-	-	-	1	-	-	1	-
	家居自動化控制屏 HA Control Panel	-	1	-	-	1	-	-	1	-	-	1	-	-	1	-	-	1	-	-	1	-	-	1	-	-	1	-
	單位電插座 13A Socket Outlet	-	3	-	-	3	-	-	3	-	-	3	-	-	3	-	-	1	-	-	3	-	-	3	-	-	3	-
	雙位電插座 13A Twin Socket Outlet	-	5	-	-	5	-	-	5	-	-	5	-	-	5	-	-	4	-	-	5	-	-	0	-	-	4	-
	緊急求救警鐘 Panic Alarm	-	1	-	-	1	-	-	1	-	-	1	-	-	1	-	-	1	-	-	1	-	-	0	-	-	1	-
	窗簾掣位 Curtain / Blind Switch	-	1	-	-	1	-	-	1	-	-	1	-	-	1	-	-	0	-	-	1	-	-	1	-	-	1	-
	燈位 Lighting Point	-	4	-	-	4	-	-	4	-	-	4	-	-	4	-	-	7	-	-	4	-	-	7	-	-	13	-
	燈掣 Lighting Switch	-	5	-	-	5	-	-	5	-	-	5	-	-	5	-	-	0	-	-	5	-	-	0	-	-	2	-
	抽氣扇掣 Exhaust Fan Switch	-	-	-	-	-	-	-	-	-	-	-	-	-	-	-	-	-	-	-	-	-	-	0	-	-	-	-
冷氣掣 AC Switch	-	-	-	-	-	-	-	-	-	-	-	-	-	-	-	-	-	-	-	-	-	-	0	-	-	-	-	

機電裝置數量說明表 Schedule of Mechanical &amp; Electrical Provisions

		藍塘道23號A單位 Unit A, No. 23 Blue Pool Road			藍塘道23號B單位 Unit B, No. 23 Blue Pool Road			藍塘道25號A單位 Unit A, No. 25 Blue Pool Road			藍塘道25號B單位 Unit B, No. 25 Blue Pool Road			藍塘道27號A單位 Unit A, No. 27 Blue Pool Road			藍塘道27號B單位 Unit B, No. 27 Blue Pool Road			藍塘道29號A單位 Unit A, No. 29 Blue Pool Road			藍塘道29號B單位 Unit B, No. 29 Blue Pool Road			藍塘道31號A單位 Unit A, No. 31 Blue Pool Road		
樓層 Floor		地下 G/F	1樓至 2樓 1/F- 2/F	天台 R/F	地下 G/F	1樓至 2樓 1/F- 2/F	天台 R/F	地下 G/F	1樓至 2樓 1/F- 2/F	天台 R/F	地下 G/F	1樓至 2樓 1/F- 2/F	天台 R/F	地下 G/F	1樓至 2樓 1/F- 2/F	天台 R/F	地下 G/F	1樓至 2樓 1/F- 2/F	天台 R/F	地下 G/F	1樓至 2樓 1/F- 2/F	天台 R/F	地下 G/F	1樓至 2樓 1/F- 2/F	天台 R/F	地下 G/F	1樓至 2樓 1/F- 2/F	天台 R/F
主人睡房 Master Bedroom	數據插座 Data Point	-	-	-	-	-	-	-	-	-	-	-	-	-	-	-	-	-	-	-	-	-	-	2	-	-	-	-
	影音位 AV Point	-	-	-	-	-	-	-	-	-	-	-	-	-	-	-	-	-	-	-	-	-	-	0	-	-	-	-
睡房 1 Bedroom 1	電視/電台天線插座 TV/FM Outlet	-	2	-	-	2	-	-	2	-	-	2	-	-	2	-	-	1	-	-	2	-	-	0	-	-	-	-
	電話插座 Telephone Outlet	-	2	-	-	2	-	-	2	-	-	2	-	-	2	-	-	2	-	-	2	-	-	0	-	-	-	-
	家居自動化控制屏 HA Control Panel	-	0	-	-	0	-	-	0	-	-	0	-	-	0	-	-	1	-	-	0	-	-	1	-	-	-	-
	單位電插座 13A Socket Outlet	-	1	-	-	1	-	-	1	-	-	1	-	-	1	-	-	2	-	-	1	-	-	6	-	-	-	-
	雙位電插座 13A Twin Socket Outlet	-	6	-	-	6	-	-	6	-	-	6	-	-	6	-	-	2	-	-	6	-	-	1	-	-	-	-
	窗簾掣位 Curtain / Blind Switch	-	1	-	-	1	-	-	1	-	-	1	-	-	1	-	-	0	-	-	1	-	-	1	-	-	-	-
	燈位 Lighting Point	-	1	-	-	1	-	-	1	-	-	1	-	-	1	-	-	8	-	-	1	-	-	8	-	-	-	-
	燈掣 Lighting Switch	-	3	-	-	3	-	-	3	-	-	3	-	-	3	-	-	1	-	-	3	-	-	2	-	-	-	-
	電腦及電話插座 Network & Telephone Outlet	-	-	-	-	-	-	-	-	-	-	-	-	-	-	-	-	-	-	-	-	-	-	1	-	-	-	-
	冷氣掣 AC Switch	-	-	-	-	-	-	-	-	-	-	-	-	-	-	-	-	-	-	-	-	-	-	1	-	-	-	-
	數據插座 Data Point	-	-	-	-	-	-	-	-	-	-	-	-	-	-	-	-	-	-	-	-	-	-	0	-	-	-	-
影音位 AV Point	-	-	-	-	-	-	-	-	-	-	-	-	-	-	-	-	-	-	-	-	-	-	1	-	-	-	-	
睡房 2 Bedroom 2	電視/電台天線插座 TV/FM Outlet	-	2	-	-	2	-	-	2	-	-	2	-	-	2	-	-	0	-	-	2	-	-	0	-	-	-	-
	電話插座 Telephone Outlet	-	2	-	-	2	-	-	2	-	-	2	-	-	2	-	-	1	-	-	2	-	-	0	-	-	-	-
	家居自動化控制屏 HA Control Panel	-	0	-	-	0	-	-	0	-	-	0	-	-	0	-	-	1	-	-	0	-	-	1	-	-	-	-
	單位電插座 13A Socket Outlet	-	3	-	-	3	-	-	3	-	-	3	-	-	3	-	-	3	-	-	3	-	-	5	-	-	-	-

機電裝置數量說明表 Schedule of Mechanical &amp; Electrical Provisions

		藍塘道23號A單位 Unit A, No. 23 Blue Pool Road			藍塘道23號B單位 Unit B, No. 23 Blue Pool Road			藍塘道25號A單位 Unit A, No. 25 Blue Pool Road			藍塘道25號B單位 Unit B, No. 25 Blue Pool Road			藍塘道27號A單位 Unit A, No. 27 Blue Pool Road			藍塘道27號B單位 Unit B, No. 27 Blue Pool Road			藍塘道29號A單位 Unit A, No. 29 Blue Pool Road			藍塘道29號B單位 Unit B, No. 29 Blue Pool Road			藍塘道31號A單位 Unit A, No. 31 Blue Pool Road			
樓層 Floor		地下 G/F	1樓至 2樓 1/F- 2/F	天台 R/F	地下 G/F	1樓至 2樓 1/F- 2/F	天台 R/F	地下 G/F	1樓至 2樓 1/F- 2/F	天台 R/F	地下 G/F	1樓至 2樓 1/F- 2/F	天台 R/F	地下 G/F	1樓至 2樓 1/F- 2/F	天台 R/F	地下 G/F	1樓至 2樓 1/F- 2/F	天台 R/F	地下 G/F	1樓至 2樓 1/F- 2/F	天台 R/F	地下 G/F	1樓至 2樓 1/F- 2/F	天台 R/F	地下 G/F	1樓至 2樓 1/F- 2/F	天台 R/F	
睡房 2 Bedroom 2	雙位電插座 13A Twin Socket Outlet	-	4	-	-	4	-	-	4	-	-	4	-	-	4	-	-	1	-	-	4	-	-	0	-	-	-	-	-
	窗簾掣位 Curtain / Blind Switch	-	1	-	-	1	-	-	1	-	-	1	-	-	1	-	-	0	-	-	1	-	-	1	-	-	-	-	
	燈位 Lighting Point	-	1	-	-	1	-	-	1	-	-	1	-	-	1	-	-	8	-	-	1	-	-	7	-	-	-	-	
	燈掣 Lighting Switch	-	3	-	-	3	-	-	3	-	-	3	-	-	3	-	-	0	-	-	3	-	-	2	-	-	-	-	
	電腦及電話插座 Network & Telephone Outlet	-	-	-	-	-	-	-	-	-	-	-	-	-	-	-	-	-	-	-	-	-	-	2	-	-	-	-	
	冷氣掣 AC Switch	-	-	-	-	-	-	-	-	-	-	-	-	-	-	-	-	-	-	-	-	-	-	1	-	-	-	-	
	抽氣扇掣 Exhaust Fan Switch	-	-	-	-	-	-	-	-	-	-	-	-	-	-	-	-	-	-	-	-	-	-	1	-	-	-	-	
	數據插座 Data Point	-	-	-	-	-	-	-	-	-	-	-	-	-	-	-	-	-	-	-	-	-	-	0	-	-	-	-	
	影音位 AV Point	-	-	-	-	-	-	-	-	-	-	-	-	-	-	-	-	-	-	-	-	-	-	0	-	-	-	-	
睡房 3 Bedroom 3	電視/電台天線插座 TV/FM Outlet	-	2	-	-	2	-	-	2	-	-	2	-	-	2	-	-	0	-	-	2	-	-	0	-	-	-	-	
	電話插座 Telephone Outlet	-	2	-	-	2	-	-	2	-	-	2	-	-	2	-	-	1	-	-	2	-	-	0	-	-	-	-	
	家居自動化控制屏 HA Control Panel	-	0	-	-	0	-	-	0	-	-	0	-	-	0	-	-	1	-	-	0	-	-	1	-	-	-	-	
	單位電插座 13A Socket Outlet	-	1	-	-	1	-	-	1	-	-	1	-	-	1	-	-	2	-	-	1	-	-	5	-	-	-	-	
	雙位電插座 13A Twin Socket Outlet	-	5	-	-	5	-	-	5	-	-	5	-	-	5	-	-	1	-	-	5	-	-	0	-	-	-	-	
	窗簾掣位 Curtain / Blind Switch	-	1	-	-	1	-	-	1	-	-	1	-	-	1	-	-	0	-	-	1	-	-	1	-	-	-	-	
	燈位 Lighting Point	-	1	-	-	1	-	-	1	-	-	1	-	-	1	-	-	7	-	-	1	-	-	5	-	-	-	-	
	燈掣 Lighting Switch	-	3	-	-	3	-	-	3	-	-	3	-	-	3	-	-	0	-	-	3	-	-	3	-	-	-	-	

機電裝置數量說明表 Schedule of Mechanical &amp; Electrical Provisions

		藍塘道23號A單位 Unit A, No. 23 Blue Pool Road			藍塘道23號B單位 Unit B, No. 23 Blue Pool Road			藍塘道25號A單位 Unit A, No. 25 Blue Pool Road			藍塘道25號B單位 Unit B, No. 25 Blue Pool Road			藍塘道27號A單位 Unit A, No. 27 Blue Pool Road			藍塘道27號B單位 Unit B, No. 27 Blue Pool Road			藍塘道29號A單位 Unit A, No. 29 Blue Pool Road			藍塘道29號B單位 Unit B, No. 29 Blue Pool Road			藍塘道31號A單位 Unit A, No. 31 Blue Pool Road		
樓層 Floor		地下 G/F	1樓至 2樓 1/F- 2/F	天台 R/F	地下 G/F	1樓至 2樓 1/F- 2/F	天台 R/F	地下 G/F	1樓至 2樓 1/F- 2/F	天台 R/F	地下 G/F	1樓至 2樓 1/F- 2/F	天台 R/F	地下 G/F	1樓至 2樓 1/F- 2/F	天台 R/F	地下 G/F	1樓至 2樓 1/F- 2/F	天台 R/F	地下 G/F	1樓至 2樓 1/F- 2/F	天台 R/F	地下 G/F	1樓至 2樓 1/F- 2/F	天台 R/F	地下 G/F	1樓至 2樓 1/F- 2/F	天台 R/F
睡房 3 Bedroom 3	電腦及電話插座 Network & Telephone Outlet	-	-	-	-	-	-	-	-	-	-	-	-	-	-	-	-	-	-	-	-	-	-	1	-	-	-	-
	冷氣掣 AC Switch	-	-	-	-	-	-	-	-	-	-	-	-	-	-	-	-	-	-	-	-	-	-	1	-	-	-	-
	抽氣扇掣 Exhaust Fan Switch	-	-	-	-	-	-	-	-	-	-	-	-	-	-	-	-	-	-	-	-	-	-	1	-	-	-	-
	數據插座 Data Point	-	-	-	-	-	-	-	-	-	-	-	-	-	-	-	-	-	-	-	-	-	-	1	-	-	-	-
	影音位 AV Point	-	-	-	-	-	-	-	-	-	-	-	-	-	-	-	-	-	-	-	-	-	-	1	-	-	-	-
睡房 4 Bedroom 4	電視/電台天線插座 TV/FM Outlet	-	2	-	-	2	-	-	2	-	-	2	-	-	2	-	-	-	-	-	2	-	-	-	-	-	-	-
	電話插座 Telephone Outlet	-	2	-	-	2	-	-	2	-	-	2	-	-	2	-	-	-	-	-	2	-	-	-	-	-	-	-
	家居自動化控制屏 HA Control Panel	-	0	-	-	0	-	-	0	-	-	0	-	-	0	-	-	-	-	-	0	-	-	-	-	-	-	-
	單位電插座 13A Socket Outlet	-	3	-	-	3	-	-	3	-	-	3	-	-	3	-	-	-	-	-	3	-	-	-	-	-	-	-
	雙位電插座 13A Twin Socket Outlet	-	4	-	-	4	-	-	4	-	-	4	-	-	4	-	-	-	-	-	4	-	-	-	-	-	-	-
	窗簾掣位 Curtain / Blind Switch	-	1	-	-	1	-	-	1	-	-	1	-	-	1	-	-	-	-	-	1	-	-	-	-	-	-	-
	燈位 Lighting Point	-	1	-	-	1	-	-	1	-	-	1	-	-	1	-	-	-	-	-	1	-	-	-	-	-	-	-
	燈掣 Lighting Switch	-	3	-	-	3	-	-	3	-	-	3	-	-	3	-	-	-	-	-	3	-	-	-	-	-	-	-
書房 Study Room	電視/電台天線插座 TV/FM Outlet	-	-	-	-	-	-	-	-	-	-	-	-	-	-	-	-	-	-	-	-	-	-	-	-	1	-	
	電話插座 Telephone Outlet	-	-	-	-	-	-	-	-	-	-	-	-	-	-	-	-	-	-	-	-	-	-	-	-	2	-	
	電腦及電話插座 Network & Telephone Outlet	-	-	-	-	-	-	-	-	-	-	-	-	-	-	-	-	-	-	-	-	-	-	-	-	1	-	
	家居自動化控制屏 HA Control Panel	-	-	-	-	-	-	-	-	-	-	-	-	-	-	-	-	-	-	-	-	-	-	-	-	1	-	



機電裝置數量說明表 Schedule of Mechanical &amp; Electrical Provisions

		藍塘道23號A單位 Unit A, No. 23 Blue Pool Road			藍塘道23號B單位 Unit B, No. 23 Blue Pool Road			藍塘道25號A單位 Unit A, No. 25 Blue Pool Road			藍塘道25號B單位 Unit B, No. 25 Blue Pool Road			藍塘道27號A單位 Unit A, No. 27 Blue Pool Road			藍塘道27號B單位 Unit B, No. 27 Blue Pool Road			藍塘道29號A單位 Unit A, No. 29 Blue Pool Road			藍塘道29號B單位 Unit B, No. 29 Blue Pool Road			藍塘道31號A單位 Unit A, No. 31 Blue Pool Road		
樓層 Floor		地下 G/F	1樓至 2樓 1/F- 2/F	天台 R/F	地下 G/F	1樓至 2樓 1/F- 2/F	天台 R/F	地下 G/F	1樓至 2樓 1/F- 2/F	天台 R/F	地下 G/F	1樓至 2樓 1/F- 2/F	天台 R/F	地下 G/F	1樓至 2樓 1/F- 2/F	天台 R/F	地下 G/F	1樓至 2樓 1/F- 2/F	天台 R/F	地下 G/F	1樓至 2樓 1/F- 2/F	天台 R/F	地下 G/F	1樓至 2樓 1/F- 2/F	天台 R/F	地下 G/F	1樓至 2樓 1/F- 2/F	天台 R/F
書房 Study Room	單位電插座 13A Socket Outlet	-	-	-	-	-	-	-	-	-	-	-	-	-	-	-	-	-	-	-	-	-	-	-	-	-	6	-
	雙位電插座 13A Twin Socket Outlet	-	-	-	-	-	-	-	-	-	-	-	-	-	-	-	-	-	-	-	-	-	-	-	-	-	2	-
	燈位 Lighting Point	-	-	-	-	-	-	-	-	-	-	-	-	-	-	-	-	-	-	-	-	-	-	-	-	-	16	-
	燈掣 Lighting Switch	-	-	-	-	-	-	-	-	-	-	-	-	-	-	-	-	-	-	-	-	-	-	-	-	-	0	-
起居室 Family Room	電視/電台天線插座 TV/FM Outlet	-	1	-	-	1	-	-	1	-	-	1	-	-	1	-	-	1	-	-	1	-	-	0	-	-	1	-
	電話插座 Telephone Outlet	-	1	-	-	1	-	-	1	-	-	1	-	-	1	-	-	1	-	-	1	-	-	1	-	-	1	-
	電腦及電話插座 Data & Telephone Outlet	-	-	-	-	-	-	-	-	-	-	-	-	-	-	-	-	-	-	-	-	-	-	-	-	-	1	-
	家居自動化控制屏 HA Control Panel	-	1	-	-	1	-	-	1	-	-	1	-	-	1	-	-	1	-	-	1	-	-	1	-	-	1	-
	單位電插座 13A Socket Outlet	-	6	-	-	6	-	-	6	-	-	6	-	-	6	-	-	1	-	-	6	-	-	4	-	-	3	-
	雙位電插座 13A Twin Socket Outlet	-	2	-	-	2	-	-	2	-	-	2	-	-	2	-	-	3	-	-	2	-	-	0	-	-	3	-
	緊急求救警鐘 Panic Alarm	-	1	-	-	1	-	-	1	-	-	1	-	-	1	-	-	2	-	-	1	-	-	0	-	-	0	-
	窗簾掣位 Curtain / Blind Switch	-	1	-	-	1	-	-	1	-	-	1	-	-	1	-	-	1	-	-	1	-	-	0	-	-	0	-
	燈位 Lighting Point	-	3	-	-	3	-	-	3	-	-	3	-	-	3	-	-	18	-	-	3	-	-	11	-	-	14	-
	燈掣 Lighting Switch	-	3	-	-	3	-	-	3	-	-	3	-	-	3	-	-	0	-	-	3	-	-	0	-	-	0	-
	廣播系統 Public Address System	-	-	-	-	-	-	-	-	-	-	-	-	-	-	-	-	-	-	-	-	-	-	-	-	-	1	-
	數據插座 Data Point	-	-	-	-	-	-	-	-	-	-	-	-	-	-	-	-	-	-	-	-	-	-	0	-	-	-	-
影音位 AV Point	-	-	-	-	-	-	-	-	-	-	-	-	-	-	-	-	-	-	-	-	-	-	0	-	-	-	-	

機電裝置數量說明表 Schedule of Mechanical &amp; Electrical Provisions

		藍塘道23號A單位 Unit A, No. 23 Blue Pool Road			藍塘道23號B單位 Unit B, No. 23 Blue Pool Road			藍塘道25號A單位 Unit A, No. 25 Blue Pool Road			藍塘道25號B單位 Unit B, No. 25 Blue Pool Road			藍塘道27號A單位 Unit A, No. 27 Blue Pool Road			藍塘道27號B單位 Unit B, No. 27 Blue Pool Road			藍塘道29號A單位 Unit A, No. 29 Blue Pool Road			藍塘道29號B單位 Unit B, No. 29 Blue Pool Road			藍塘道31號A單位 Unit A, No. 31 Blue Pool Road			
樓層 Floor		地下 G/F	1樓至 2樓 1/F- 2/F	天台 R/F	地下 G/F	1樓至 2樓 1/F- 2/F	天台 R/F	地下 G/F	1樓至 2樓 1/F- 2/F	天台 R/F	地下 G/F	1樓至 2樓 1/F- 2/F	天台 R/F	地下 G/F	1樓至 2樓 1/F- 2/F	天台 R/F	地下 G/F	1樓至 2樓 1/F- 2/F	天台 R/F	地下 G/F	1樓至 2樓 1/F- 2/F	天台 R/F	地下 G/F	1樓至 2樓 1/F- 2/F	天台 R/F	地下 G/F	1樓至 2樓 1/F- 2/F	天台 R/F	
衣帽間 Closet	家居自動化控制屏 HA Control Panel	-	0	-	-	0	-	-	0	-	-	0	-	-	0	-	-	2	-	-	0	-	-	0	-	-	-	-	-
	單位電插座 13A Socket Outlet	-	4	-	-	4	-	-	4	-	-	4	-	-	4	-	-	1	-	-	4	-	-	1	-	-	-	-	
	雙位電插座 13A Twin Socket Outlet	-	0	-	-	0	-	-	0	-	-	0	-	-	0	-	-	0	-	-	0	-	-	0	-	-	-	-	
	燈位 Lighting Point	-	2	-	-	2	-	-	2	-	-	2	-	-	2	-	-	16	-	-	2	-	-	3	-	-	-	-	
	燈掣 Lighting Switch	-	0	-	-	0	-	-	0	-	-	0	-	-	0	-	-	0	-	-	0	-	-	0	-	-	-	-	
步入式衣 帽間 1 Walk-in Closet 1	家居自動化控制屏 HA Control Panel	-	-	-	-	-	-	-	-	-	-	-	-	-	-	-	-	-	-	-	-	-	-	-	-	1	-		
	單位電插座 13A Socket Outlet	-	-	-	-	-	-	-	-	-	-	-	-	-	-	-	-	-	-	-	-	-	-	-	-	1	-		
	雙位電插座 13A Twin Socket Outlet	-	-	-	-	-	-	-	-	-	-	-	-	-	-	-	-	-	-	-	-	-	-	-	-	0	-		
	燈位 Lighting Point	-	-	-	-	-	-	-	-	-	-	-	-	-	-	-	-	-	-	-	-	-	-	-	-	11	-		
	燈掣 Lighting Switch	-	-	-	-	-	-	-	-	-	-	-	-	-	-	-	-	-	-	-	-	-	-	-	-	0	-		
睡房1步入 式衣帽間 Walk-in Closet beside Bedroom 1	單位電插座 13A Socket Outlet	-	-	-	-	-	-	-	-	-	-	-	-	-	-	-	-	-	-	-	-	-	-	1	-	-	-		
	雙位電插座 13A Twin Socket Outlet	-	-	-	-	-	-	-	-	-	-	-	-	-	-	-	-	-	-	-	-	-	0	-	-	-	-		
	燈位 Lighting Point	-	-	-	-	-	-	-	-	-	-	-	-	-	-	-	-	-	-	-	-	-	2	-	-	-	-		
	燈掣 Lighting Switch	-	-	-	-	-	-	-	-	-	-	-	-	-	-	-	-	-	-	-	-	-	3	-	-	-	-		
	抽氣扇掣 Exhaust Fan Switch	-	-	-	-	-	-	-	-	-	-	-	-	-	-	-	-	-	-	-	-	-	1	-	-	-	-		
	地板暖氣控制器 Floor Heater Controller	-	-	-	-	-	-	-	-	-	-	-	-	-	-	-	-	-	-	-	-	-	1	-	-	-	-		

機電裝置數量說明表 Schedule of Mechanical &amp; Electrical Provisions

		藍塘道23號A單位 Unit A, No. 23 Blue Pool Road			藍塘道23號B單位 Unit B, No. 23 Blue Pool Road			藍塘道25號A單位 Unit A, No. 25 Blue Pool Road			藍塘道25號B單位 Unit B, No. 25 Blue Pool Road			藍塘道27號A單位 Unit A, No. 27 Blue Pool Road			藍塘道27號B單位 Unit B, No. 27 Blue Pool Road			藍塘道29號A單位 Unit A, No. 29 Blue Pool Road			藍塘道29號B單位 Unit B, No. 29 Blue Pool Road			藍塘道31號A單位 Unit A, No. 31 Blue Pool Road		
樓層 Floor		地下 G/F	1樓至 2樓 1/F- 2/F	天台 R/F	地下 G/F	1樓至 2樓 1/F- 2/F	天台 R/F	地下 G/F	1樓至 2樓 1/F- 2/F	天台 R/F	地下 G/F	1樓至 2樓 1/F- 2/F	天台 R/F	地下 G/F	1樓至 2樓 1/F- 2/F	天台 R/F	地下 G/F	1樓至 2樓 1/F- 2/F	天台 R/F	地下 G/F	1樓至 2樓 1/F- 2/F	天台 R/F	地下 G/F	1樓至 2樓 1/F- 2/F	天台 R/F	地下 G/F	1樓至 2樓 1/F- 2/F	天台 R/F
主人房 步入式 衣帽間(男) Walk-in Closet beside Master Bedroom (His)	單位電插座 13A Socket Outlet	-	-	-	-	-	-	-	-	-	-	-	-	-	-	-	-	-	-	-	-	-	0	-	-	-	-	
	雙位電插座 13A Twin Socket Outlet	-	-	-	-	-	-	-	-	-	-	-	-	-	-	-	-	-	-	-	-	-	0	-	-	-	-	
	燈位 Lighting Point	-	-	-	-	-	-	-	-	-	-	-	-	-	-	-	-	-	-	-	-	-	2	-	-	-	-	
	燈掣 Lighting Switch	-	-	-	-	-	-	-	-	-	-	-	-	-	-	-	-	-	-	-	-	-	1	-	-	-	-	
主人房 步入式 衣帽間(女) Walk-in Closet beside Master Bedroom (Her)	單位電插座 13A Socket Outlet	-	-	-	-	-	-	-	-	-	-	-	-	-	-	-	-	-	-	-	-	-	1	-	-	-	-	
	雙位電插座 13A Twin Socket Outlet	-	-	-	-	-	-	-	-	-	-	-	-	-	-	-	-	-	-	-	-	-	0	-	-	-	-	
	燈位 Lighting Point	-	-	-	-	-	-	-	-	-	-	-	-	-	-	-	-	-	-	-	-	-	4	-	-	-	-	
	燈掣 Lighting Switch	-	-	-	-	-	-	-	-	-	-	-	-	-	-	-	-	-	-	-	-	-	1	-	-	-	-	
睡房3 步入式 衣帽間 Walk-in Closet beside Bedroom 3	單位電插座 13A Socket Outlet	-	-	-	-	-	-	-	-	-	-	-	-	-	-	-	-	-	-	-	-	-	0	-	-	-	-	
	雙位電插座 13A Twin Socket Outlet	-	-	-	-	-	-	-	-	-	-	-	-	-	-	-	-	-	-	-	-	-	0	-	-	-	-	
	燈位 Lighting Point	-	-	-	-	-	-	-	-	-	-	-	-	-	-	-	-	-	-	-	-	-	4	-	-	-	-	
	燈掣 Lighting Switch	-	-	-	-	-	-	-	-	-	-	-	-	-	-	-	-	-	-	-	-	-	1	-	-	-	-	
室內樓梯 Internal Staircase	單位電插座 13A Socket Outlet	1	4	1	1	4	1	1	4	1	1	4	1	1	4	1	2	4	0	1	4	1	1	6	0	-	-	-
	雙位電插座 13A Twin Socket Outlet	0	0	0	0	0	0	0	0	0	0	0	0	0	0	0	0	0	1	0	0	0	0	0	0	-	-	-
	燈位 Lighting Point	0	4	2	0	4	2	0	4	2	0	4	2	0	4	2	3	5	5	0	4	2	4	24	5	-	-	-
	燈掣 Lighting Switch	0	1	4	0	1	4	0	1	4	0	1	4	0	1	4	0	3	2	0	1	4	0	2	3	-	-	-

機電裝置數量說明表 Schedule of Mechanical &amp; Electrical Provisions

		藍塘道23號A單位 Unit A, No. 23 Blue Pool Road			藍塘道23號B單位 Unit B, No. 23 Blue Pool Road			藍塘道25號A單位 Unit A, No. 25 Blue Pool Road			藍塘道25號B單位 Unit B, No. 25 Blue Pool Road			藍塘道27號A單位 Unit A, No. 27 Blue Pool Road			藍塘道27號B單位 Unit B, No. 27 Blue Pool Road			藍塘道29號A單位 Unit A, No. 29 Blue Pool Road			藍塘道29號B單位 Unit B, No. 29 Blue Pool Road			藍塘道31號A單位 Unit A, No. 31 Blue Pool Road		
樓層 Floor		地下 G/F	1樓至 2樓 1/F- 2/F	天台 R/F	地下 G/F	1樓至 2樓 1/F- 2/F	天台 R/F	地下 G/F	1樓至 2樓 1/F- 2/F	天台 R/F	地下 G/F	1樓至 2樓 1/F- 2/F	天台 R/F	地下 G/F	1樓至 2樓 1/F- 2/F	天台 R/F	地下 G/F	1樓至 2樓 1/F- 2/F	天台 R/F	地下 G/F	1樓至 2樓 1/F- 2/F	天台 R/F	地下 G/F	1樓至 2樓 1/F- 2/F	天台 R/F	地下 G/F	1樓至 2樓 1/F- 2/F	天台 R/F
室內樓梯 Internal Staircase	緊急求救警鐘 Panic Alarm	-	-	-	-	-	-	-	-	-	-	-	-	-	-	-	-	-	-	-	-	-	0	2	0	-	-	-
	閉路電視 CCTV	-	-	-	-	-	-	-	-	-	-	-	-	-	-	-	-	-	-	-	-	-	0	0	1	-	-	-
	冷氣掣 AC Switch	-	-	-	-	-	-	-	-	-	-	-	-	-	-	-	-	-	-	-	-	-	0	2	1	-	-	-
	窗廉掣位 Curtain / Blind Switch	-	-	-	-	-	-	-	-	-	-	-	-	-	-	-	-	-	-	-	-	-	0	1	1	-	-	-
一樓、 二樓樓梯 及梯屋 1/F, 2/F Staircase and stairhood	單位電插座 13A Socket Outlet	-	-	-	-	-	-	-	-	-	-	-	-	-	-	-	-	-	-	-	-	-	-	-	0	4	1	
	雙位電插座 13A Twin Socket Outlet	-	-	-	-	-	-	-	-	-	-	-	-	-	-	-	-	-	-	-	-	-	-	-	0	0	0	
	燈位 Lighting Point	-	-	-	-	-	-	-	-	-	-	-	-	-	-	-	-	-	-	-	-	-	-	-	3	30	5	
	燈掣 Lighting Switch	-	-	-	-	-	-	-	-	-	-	-	-	-	-	-	-	-	-	-	-	-	-	-	0	0	1	
	緊急求救警鐘 Panic Alarm	-	-	-	-	-	-	-	-	-	-	-	-	-	-	-	-	-	-	-	-	-	-	-	0	1	0	
	窗廉掣位 Curtain / Blind Switch	-	-	-	-	-	-	-	-	-	-	-	-	-	-	-	-	-	-	-	-	-	-	-	0	0	1	
	家居智能控制器 HA Control Panel	-	-	-	-	-	-	-	-	-	-	-	-	-	-	-	-	-	-	-	-	-	-	-	0	2	0	
閉路電視 CCTV	-	-	-	-	-	-	-	-	-	-	-	-	-	-	-	-	-	-	-	-	-	-	-	0	0	1		
露台 Balcony	耐風雨單位電插座 Weatherproof Socket Outlet	0	1	-	0	1	-	0	1	-	0	1	-	0	1	-	0	1	-	0	1	-	0	1	0	0	1	-
	燈位 Lighting Point	0	0	-	0	0	-	0	0	-	0	0	-	0	0	-	2	6	-	0	0	-	0	0	-	0	0	-
廚房 Kitchen	電視/電台天線插座 TV/FM Outlet	1	-	-	1	-	-	1	-	-	1	-	-	1	-	-	1	-	-	1	-	-	0	-	-	-	-	-
	電話插座 Telephone Outlet	1	-	-	1	-	-	1	-	-	1	-	-	1	-	-	1	-	-	1	-	-	0	-	-	-	-	-
	電腦及電話插座 Network & Telephone Outlet	-	-	-	-	-	-	-	-	-	-	-	-	-	-	-	-	-	-	-	-	-	1	-	-	-	1	-



機電裝置數量說明表 Schedule of Mechanical &amp; Electrical Provisions

		藍塘道23號A單位 Unit A, No. 23 Blue Pool Road			藍塘道23號B單位 Unit B, No. 23 Blue Pool Road			藍塘道25號A單位 Unit A, No. 25 Blue Pool Road			藍塘道25號B單位 Unit B, No. 25 Blue Pool Road			藍塘道27號A單位 Unit A, No. 27 Blue Pool Road			藍塘道27號B單位 Unit B, No. 27 Blue Pool Road			藍塘道29號A單位 Unit A, No. 29 Blue Pool Road			藍塘道29號B單位 Unit B, No. 29 Blue Pool Road			藍塘道31號A單位 Unit A, No. 31 Blue Pool Road		
樓層 Floor		地下 G/F	1樓至 2樓 1/F- 2/F	天台 R/F	地下 G/F	1樓至 2樓 1/F- 2/F	天台 R/F	地下 G/F	1樓至 2樓 1/F- 2/F	天台 R/F	地下 G/F	1樓至 2樓 1/F- 2/F	天台 R/F	地下 G/F	1樓至 2樓 1/F- 2/F	天台 R/F	地下 G/F	1樓至 2樓 1/F- 2/F	天台 R/F	地下 G/F	1樓至 2樓 1/F- 2/F	天台 R/F	地下 G/F	1樓至 2樓 1/F- 2/F	天台 R/F	地下 G/F	1樓至 2樓 1/F- 2/F	天台 R/F
廚房 Kitchen	大門視像電話 Video Door Phone	1	-	-	1	-	-	1	-	-	1	-	-	1	-	-	0	-	-	1	-	-	1	-	-	-	-	-
	家居自動化控制屏 HA Control Panel	0	-	-	0	-	-	0	-	-	0	-	-	0	-	-	1	-	-	0	-	-	0	-	-	-	-	-
	單位電插座 供電器設備 13A Socket Outlet for Appliances	6	-	-	6	-	-	6	-	-	6	-	-	6	-	-	6	-	-	6	-	-	6	-	-	-	-	-
	雙位電插座 13A Twin Socket Outlet	2	-	-	2	-	-	2	-	-	2	-	-	2	-	-	2	-	-	2	-	-	2	-	-	-	-	-
	煤氣熱水爐控制 Remote Controller for Gas Water Heater	4	-	-	4	-	-	4	-	-	4	-	-	4	-	-	4	-	-	4	-	-	4	-	-	-	-	-
	中央冷氣機控制器 Central A/C Controller	1	-	-	1	-	-	1	-	-	1	-	-	1	-	-	1	-	-	1	-	-	1	-	-	-	-	-
	洗衣機接駁點(來水位) Washing Machine Connection Point (Water Inlet)	1	-	-	1	-	-	1	-	-	1	-	-	1	-	-	1	-	-	1	-	-	1	-	-	-	-	-
	洗衣機接駁點(去水位) Washing Machine Connection Point (Water Outlet)	1	-	-	1	-	-	1	-	-	1	-	-	1	-	-	1	-	-	1	-	-	1	-	-	-	-	-
	抽氣扇 Exhaust Fan	1	-	-	1	-	-	1	-	-	1	-	-	1	-	-	1	-	-	1	-	-	1	-	-	-	-	-
	燈位 Lighting Point	13	-	-	13	-	-	13	-	-	13	-	-	13	-	-	20	-	-	13	-	-	13	-	-	-	-	-
	20A接線蘇 供電器設備 20A Connection Unit for Appliance	4	-	-	4	-	-	4	-	-	4	-	-	4	-	-	4	-	-	4	-	-	4	-	-	-	-	-
	排煙罩開關掣 Exhaust Hood Fan Switch	2	-	-	2	-	-	2	-	-	2	-	-	2	-	-	2	-	-	2	-	-	2	-	-	-	-	-
電器設備開關掣 Switch for Appliance	1	-	-	1	-	-	1	-	-	1	-	-	1	-	-	1	-	-	1	-	-	1	-	-	-	-	-	

機電裝置數量說明表 Schedule of Mechanical & Electrical Provisions

		藍塘道23號A單位 Unit A, No. 23 Blue Pool Road			藍塘道23號B單位 Unit B, No. 23 Blue Pool Road			藍塘道25號A單位 Unit A, No. 25 Blue Pool Road			藍塘道25號B單位 Unit B, No. 25 Blue Pool Road			藍塘道27號A單位 Unit A, No. 27 Blue Pool Road			藍塘道27號B單位 Unit B, No. 27 Blue Pool Road			藍塘道29號A單位 Unit A, No. 29 Blue Pool Road			藍塘道29號B單位 Unit B, No. 29 Blue Pool Road			藍塘道31號A單位 Unit A, No. 31 Blue Pool Road			
樓層 Floor		地下 G/F	1樓至 2樓 1/F- 2/F	天台 R/F	地下 G/F	1樓至 2樓 1/F- 2/F	天台 R/F	地下 G/F	1樓至 2樓 1/F- 2/F	天台 R/F	地下 G/F	1樓至 2樓 1/F- 2/F	天台 R/F	地下 G/F	1樓至 2樓 1/F- 2/F	天台 R/F	地下 G/F	1樓至 2樓 1/F- 2/F	天台 R/F	地下 G/F	1樓至 2樓 1/F- 2/F	天台 R/F	地下 G/F	1樓至 2樓 1/F- 2/F	天台 R/F	地下 G/F	1樓至 2樓 1/F- 2/F	天台 R/F	
廚房 Kitchen	燈掣 Lighting Switch	2	-	-	2	-	-	2	-	-	2	-	-	2	-	-	0	-	-	2	-	-	0	-	-	-	-	-	-
	抽氣扇掣 Exhaust Fan Switch	-	-	-	-	-	-	-	-	-	-	-	-	-	-	-	-	-	-	-	-	-	1	-	-	-	-	-	
	單位電插座 13A Socket Outlet	-	-	-	-	-	-	-	-	-	-	-	-	-	-	-	-	-	-	-	-	-	6	-	-	-	-	-	
主人浴室 Master Bathroom	電視/電台天線插座 TV/FM Outlet	-	1	-	-	1	-	-	1	-	-	1	-	-	1	-	-	1	-	-	1	-	-	0	-	-	1	-	
	電話插座 Telephone Outlet	-	1	-	-	1	-	-	1	-	-	1	-	-	1	-	-	0	-	-	1	-	-	0	-	-	1	-	
	單位電插座 供電器設備 13A Socket Outlet for Appliances	-	1	-	-	1	-	-	1	-	-	1	-	-	1	-	-	1	-	-	1	-	-	0	-	-	1	-	
	單位電插座 13A Socket Outlet	-	1	-	-	1	-	-	1	-	-	1	-	-	1	-	-	2	-	-	1	-	-	2	-	-	2	-	
	抽氣扇 Exhaust Fan	-	1	-	-	1	-	-	1	-	-	1	-	-	1	-	-	1	-	-	1	-	-	1	-	-	1	-	
	燈掣 Lighting Switch	-	-	-	-	-	-	-	-	-	-	-	-	-	-	-	-	-	-	-	-	-	-	2	-	-	2	-	
	地板暖氣控制器 Floor Heater Controller	-	0	-	-	0	-	-	1	-	-	0	-	-	1	-	-	1	-	-	1	-	-	1	-	-	1	-	
	加熱毛巾架開關掣 Heat Towel Rail Con- trol Switch	-	-	-	-	-	-	-	-	-	-	-	-	-	-	-	-	-	-	-	-	-	-	-	-	-	1	-	
	燈位 Lighting Point	-	8	-	-	8	-	-	-	8	-	-	8	-	-	8	-	-	11	-	-	8	-	-	8	-	-	13	-
	窗簾掣位 Curtain / Blind Switch	-	1	-	-	-	-	-	-	-	-	-	-	-	-	-	-	-	-	-	-	-	-	1	-	-	1	-	
	隔離器 Isolator	-	-	-	-	-	-	-	-	-	-	-	-	-	-	-	-	-	-	-	-	-	-	2	-	-	-	-	
	浴室換氣暖風機 Thermo Ventilator	-	-	-	-	-	-	-	-	-	-	-	-	-	-	-	-	-	-	-	-	-	-	1	-	-	-	-	
	加熱毛巾架 Heat Towel Rail	-	-	-	-	-	-	-	-	-	-	-	-	-	-	-	-	-	-	-	-	-	-	1	-	-	-	-	

機電裝置數量說明表 Schedule of Mechanical &amp; Electrical Provisions

		藍塘道23號A單位 Unit A, No. 23 Blue Pool Road			藍塘道23號B單位 Unit B, No. 23 Blue Pool Road			藍塘道25號A單位 Unit A, No. 25 Blue Pool Road			藍塘道25號B單位 Unit B, No. 25 Blue Pool Road			藍塘道27號A單位 Unit A, No. 27 Blue Pool Road			藍塘道27號B單位 Unit B, No. 27 Blue Pool Road			藍塘道29號A單位 Unit A, No. 29 Blue Pool Road			藍塘道29號B單位 Unit B, No. 29 Blue Pool Road			藍塘道31號A單位 Unit A, No. 31 Blue Pool Road		
樓層 Floor		地下 G/F	1樓至 2樓 1/F- 2/F	天台 R/F	地下 G/F	1樓至 2樓 1/F- 2/F	天台 R/F	地下 G/F	1樓至 2樓 1/F- 2/F	天台 R/F	地下 G/F	1樓至 2樓 1/F- 2/F	天台 R/F	地下 G/F	1樓至 2樓 1/F- 2/F	天台 R/F	地下 G/F	1樓至 2樓 1/F- 2/F	天台 R/F	地下 G/F	1樓至 2樓 1/F- 2/F	天台 R/F	地下 G/F	1樓至 2樓 1/F- 2/F	天台 R/F	地下 G/F	1樓至 2樓 1/F- 2/F	天台 R/F
浴室 1 Bathroom 1	電視/電台天線插座 TV/FM Outlet	-	1	-	-	1	-	-	1	-	-	1	-	-	1	-	-	1	-	-	1	-	-	0	-	-	0	-
	電話插座 Telephone Outlet	-	1	-	-	1	-	-	1	-	-	1	-	-	1	-	-	0	-	-	1	-	-	0	-	-	0	-
	單位電插座 供電器設備 13A Socket Outlet for Appliances	-	1	-	-	1	-	-	1	-	-	1	-	-	1	-	-	1	-	-	1	-	-	0	-	-	0	-
	單位電插座 13A Socket Outlet	-	1	-	-	1	-	-	1	-	-	1	-	-	1	-	-	1	-	-	1	-	-	1	-	-	1	-
	雙位電插座 13A Twin Socket Outlet	-	-	-	-	-	-	-	-	-	-	-	-	-	-	-	-	-	-	-	-	-	-	0	-	-	0	-
	抽氣扇 Exhaust Fan	-	-	-	-	-	-	-	-	-	-	-	-	-	-	-	-	-	-	-	-	-	-	1	-	-	1	-
	燈掣 Lighting Switch	-	-	-	-	-	-	-	-	-	-	-	-	-	-	-	-	-	-	-	-	-	-	-	-	-	2	-
	地板暖氣控制器 Floor Heater Controller	-	0	-	-	0	-	-	1	-	-	0	-	-	1	-	-	1	-	-	1	-	-	1	-	-	1	-
	加熱毛巾架開關掣 Heat Towel Rail Control Switch	-	-	-	-	-	-	-	-	-	-	-	-	-	-	-	-	-	-	-	-	-	-	-	-	-	1	-
	燈位 Lighting Point	-	13	-	-	13	-	-	13	-	-	13	-	-	13	-	-	6	-	-	13	-	-	2	-	-	6	-
	隔離器 Isolator	-	-	-	-	-	-	-	-	-	-	-	-	-	-	-	-	-	-	-	-	-	-	1	-	-	-	-
	浴室換氣暖風機 Thermo Ventilator	-	-	-	-	-	-	-	-	-	-	-	-	-	-	-	-	-	-	-	-	-	-	1	-	-	-	-
	加熱毛巾架 Heat Towel Rail	-	-	-	-	-	-	-	-	-	-	-	-	-	-	-	-	-	-	-	-	-	-	1	-	-	-	-
浴室 2 Bathroom 2	電視/電台天線插座 TV/FM Outlet	-	1	-	-	1	-	-	1	-	-	1	-	-	1	-	-	1	-	-	1	-	-	0	-	-	0	-
	電話插座 Telephone Outlet	-	1	-	-	1	-	-	1	-	-	1	-	-	1	-	-	0	-	-	1	-	-	0	-	-	0	-
	單位電插座 供電器設備 13A Socket Outlet for Appliances	-	1	-	-	1	-	-	1	-	-	1	-	-	1	-	-	1	-	-	1	-	-	0	-	-	0	-

機電裝置數量說明表 Schedule of Mechanical &amp; Electrical Provisions

		藍塘道23號A單位 Unit A, No. 23 Blue Pool Road			藍塘道23號B單位 Unit B, No. 23 Blue Pool Road			藍塘道25號A單位 Unit A, No. 25 Blue Pool Road			藍塘道25號B單位 Unit B, No. 25 Blue Pool Road			藍塘道27號A單位 Unit A, No. 27 Blue Pool Road			藍塘道27號B單位 Unit B, No. 27 Blue Pool Road			藍塘道29號A單位 Unit A, No. 29 Blue Pool Road			藍塘道29號B單位 Unit B, No. 29 Blue Pool Road			藍塘道31號A單位 Unit A, No. 31 Blue Pool Road		
樓層 Floor		地下 G/F	1樓至 2樓 1/F- 2/F	天台 R/F	地下 G/F	1樓至 2樓 1/F- 2/F	天台 R/F	地下 G/F	1樓至 2樓 1/F- 2/F	天台 R/F	地下 G/F	1樓至 2樓 1/F- 2/F	天台 R/F	地下 G/F	1樓至 2樓 1/F- 2/F	天台 R/F	地下 G/F	1樓至 2樓 1/F- 2/F	天台 R/F	地下 G/F	1樓至 2樓 1/F- 2/F	天台 R/F	地下 G/F	1樓至 2樓 1/F- 2/F	天台 R/F	地下 G/F	1樓至 2樓 1/F- 2/F	天台 R/F
浴室 2 Bathroom 2	單位電插座 13A Socket Outlet	-	1	-	-	1	-	-	1	-	-	1	-	-	1	-	-	1	-	-	1	-	-	1	-	-	1	-
	窗廉掣位 Curtain / Blind Switch	-	-	-	-	-	-	-	-	-	-	-	-	-	-	-	-	-	-	-	-	-	-	-	-	-	1	-
	抽氣扇 Exhaust Fan	-	1	-	-	1	-	-	1	-	-	1	-	-	1	-	-	1	-	-	1	-	-	1	-	-	1	-
	雙位電插座 13A Twin Socket Outlet	-	-	-	-	-	-	-	-	-	-	-	-	-	-	-	-	-	-	-	-	-	-	0	-	-	0	-
	燈掣 Lighting Switch	-	-	-	-	-	-	-	-	-	-	-	-	-	-	-	-	-	-	-	-	-	-	0	-	-	2	-
	地板暖氣控制器 Floor Heater Controller	-	0	-	-	0	-	-	1	-	-	0	-	-	1	-	-	1	-	-	1	-	-	1	-	-	1	-
	加熱毛巾架開關掣 Heat Towel Rail Control Switch	-	-	-	-	-	-	-	-	-	-	-	-	-	-	-	-	-	-	-	-	-	-	-	-	-	1	-
	燈位 Lighting Point	-	12	-	-	12	-	-	12	-	-	12	-	-	12	-	-	7	-	-	12	-	-	3	-	-	7	-
	隔離器 Isolator	-	-	-	-	-	-	-	-	-	-	-	-	-	-	-	-	-	-	-	-	-	-	1	-	-	-	-
	浴室換氣暖風機 Thermo Ventilator	-	-	-	-	-	-	-	-	-	-	-	-	-	-	-	-	-	-	-	-	-	-	1	-	-	-	-
加熱毛巾架 Heat Towel Rail	-	-	-	-	-	-	-	-	-	-	-	-	-	-	-	-	-	-	-	-	-	-	1	-	-	-	-	
浴室 3 Bathroom 3	電視/電台天線插座 TV/FM Outlet	-	1	-	-	1	-	-	1	-	-	1	-	-	1	-	-	1	-	-	1	-	-	0	-	-	-	-
	電話插座 Telephone Outlet	-	1	-	-	1	-	-	1	-	-	1	-	-	1	-	-	0	-	-	1	-	-	0	-	-	-	-
	單位電插座 供電器設備 13A Socket Outlet for Appliances	-	1	-	-	1	-	-	1	-	-	1	-	-	1	-	-	1	-	-	1	-	-	0	-	-	-	-
	單位電插座 13A Socket Outlet	-	1	-	-	1	-	-	1	-	-	1	-	-	1	-	-	1	-	-	1	-	-	1	-	-	-	-
	抽氣扇 Exhaust Fan	-	1	-	-	1	-	-	1	-	-	1	-	-	1	-	-	1	-	-	1	-	-	1	-	-	-	-



機電裝置數量說明表 Schedule of Mechanical &amp; Electrical Provisions

		藍塘道23號A單位 Unit A, No. 23 Blue Pool Road			藍塘道23號B單位 Unit B, No. 23 Blue Pool Road			藍塘道25號A單位 Unit A, No. 25 Blue Pool Road			藍塘道25號B單位 Unit B, No. 25 Blue Pool Road			藍塘道27號A單位 Unit A, No. 27 Blue Pool Road			藍塘道27號B單位 Unit B, No. 27 Blue Pool Road			藍塘道29號A單位 Unit A, No. 29 Blue Pool Road			藍塘道29號B單位 Unit B, No. 29 Blue Pool Road			藍塘道31號A單位 Unit A, No. 31 Blue Pool Road			
樓層 Floor		地下 G/F	1樓至 2樓 1/F- 2/F	天台 R/F	地下 G/F	1樓至 2樓 1/F- 2/F	天台 R/F	地下 G/F	1樓至 2樓 1/F- 2/F	天台 R/F	地下 G/F	1樓至 2樓 1/F- 2/F	天台 R/F	地下 G/F	1樓至 2樓 1/F- 2/F	天台 R/F	地下 G/F	1樓至 2樓 1/F- 2/F	天台 R/F	地下 G/F	1樓至 2樓 1/F- 2/F	天台 R/F	地下 G/F	1樓至 2樓 1/F- 2/F	天台 R/F	地下 G/F	1樓至 2樓 1/F- 2/F	天台 R/F	
浴室3 Bathroom 3	地板暖氣控制器 Floor Heater Controller	-	0	-	-	0	-	-	1	-	-	0	-	-	1	-	-	1	-	-	1	-	-	1	-	-	-	-	-
	燈位 Lighting Point	-	13	-	-	13	-	-	13	-	-	13	-	-	13	-	-	5	-	-	13	-	-	3	-	-	-	-	
	隔離器 Isolator	-	-	-	-	-	-	-	-	-	-	-	-	-	-	-	-	-	-	-	-	-	-	1	-	-	-	-	
	浴室換氣暖風機 Thermo Ventilator	-	-	-	-	-	-	-	-	-	-	-	-	-	-	-	-	-	-	-	-	-	-	1	-	-	-	-	
	加熱毛巾架 Heat Towel Rail	-	-	-	-	-	-	-	-	-	-	-	-	-	-	-	-	-	-	-	-	-	-	1	-	-	-	-	
	窗廉掣位 Curtain / Blind Switch	-	-	-	-	-	-	-	-	-	-	-	-	-	-	-	-	-	-	-	-	-	-	1	-	-	-	-	
浴室4 Bathroom 4	電視/電台天線插座 TV/FM Outlet	-	1	-	-	1	-	-	1	-	-	1	-	-	1	-	-	-	-	-	1	-	-	-	-	-	-	-	
	電話插座 Telephone Outlet	-	1	-	-	1	-	-	1	-	-	1	-	-	1	-	-	-	-	-	1	-	-	-	-	-	-	-	
	單位電插座 供電器設備 13A Socket Outlet for Appliances	-	1	-	-	1	-	-	1	-	-	1	-	-	1	-	-	-	-	-	1	-	-	-	-	-	-	-	
	單位電插座 13A Socket Outlet	-	1	-	-	1	-	-	1	-	-	1	-	-	1	-	-	-	-	-	1	-	-	-	-	-	-	-	
	抽氣扇 Exhaust Fan	-	1	-	-	1	-	-	1	-	-	1	-	-	1	-	-	-	-	-	1	-	-	-	-	-	-	-	
	地板暖氣控制器 Floor Heater Controller	-	0	-	-	0	-	-	1	-	-	0	-	-	1	-	-	-	-	-	1	-	-	-	-	-	-	-	
	燈位 Lighting Point	-	13	-	-	13	-	-	13	-	-	13	-	-	13	-	-	-	-	-	13	-	-	-	-	-	-	-	
桑拿房 Sauna Room	電視/電台天線插座 TV/FM Outlet	-	1	-	-	1	-	-	1	-	-	1	-	-	1	-	-	1	-	-	1	-	-	1	-	-	-		
	燈位 Lighting Point	-	0	-	-	0	-	-	0	-	-	0	-	-	0	-	-	1	-	-	0	-	-	0	-	-	-		
多用途 浴室 Utility Bathroom	單位電插座 13A Socket Outlet	-	1	-	-	1	-	-	1	-	-	1	-	-	1	-	-	0	-	-	1	-	-	0	-	-	-		
	抽氣扇 Exhaust Fan	-	1	-	-	1	-	-	1	-	-	1	-	-	1	-	-	1	-	-	1	-	-	1	-	-	-		

機電裝置數量說明表 Schedule of Mechanical &amp; Electrical Provisions

		藍塘道23號A單位 Unit A, No. 23 Blue Pool Road			藍塘道23號B單位 Unit B, No. 23 Blue Pool Road			藍塘道25號A單位 Unit A, No. 25 Blue Pool Road			藍塘道25號B單位 Unit B, No. 25 Blue Pool Road			藍塘道27號A單位 Unit A, No. 27 Blue Pool Road			藍塘道27號B單位 Unit B, No. 27 Blue Pool Road			藍塘道29號A單位 Unit A, No. 29 Blue Pool Road			藍塘道29號B單位 Unit B, No. 29 Blue Pool Road			藍塘道31號A單位 Unit A, No. 31 Blue Pool Road		
樓層 Floor		地下 G/F	1樓至 2樓 1/F- 2/F	天台 R/F	地下 G/F	1樓至 2樓 1/F- 2/F	天台 R/F	地下 G/F	1樓至 2樓 1/F- 2/F	天台 R/F	地下 G/F	1樓至 2樓 1/F- 2/F	天台 R/F	地下 G/F	1樓至 2樓 1/F- 2/F	天台 R/F	地下 G/F	1樓至 2樓 1/F- 2/F	天台 R/F	地下 G/F	1樓至 2樓 1/F- 2/F	天台 R/F	地下 G/F	1樓至 2樓 1/F- 2/F	天台 R/F	地下 G/F	1樓至 2樓 1/F- 2/F	天台 R/F
多用途房 Utility Room	燈位 Lighting Point	-	2	-	-	2	-	-	2	-	-	2	-	-	2	-	-	2	-	-	2	-	-	4	-	-	-	-
	電視/電台天線插座 TV/FM Outlet	-	1	-	-	1	-	-	1	-	-	1	-	-	1	-	-	0	-	-	1	-	-	0	-	-	-	-
	電話插座 Telephone Outlet	-	1	-	-	1	-	-	1	-	-	1	-	-	1	-	-	0	-	-	1	-	-	0	-	-	-	-
	具有小顯示器的 視像對話 Video Door Phone Handset with Small Monitor	-	1	-	-	1	-	-	1	-	-	1	-	-	1	-	-	1	-	-	1	-	-	0	-	-	-	-
	雙位電插座 13A Twin Socket Outlet	-	3	-	-	3	-	-	3	-	-	3	-	-	3	-	-	3	-	-	3	-	-	1	-	-	-	-
	窗簾掣位 Curtain/ Blind Switch	-	1	-	-	1	-	-	1	-	-	1	-	-	1	-	-	2	-	-	1	-	-	0	-	-	-	-
	燈位 Lighting Point	-	1	-	-	1	-	-	1	-	-	1	-	-	1	-	-	2	-	-	1	-	-	4	-	-	-	-
	燈掣 Lighting Switch	-	2	-	-	2	-	-	2	-	-	2	-	-	2	-	-	2	-	-	2	-	-	2	-	-	-	-
	單位電插座 供電器設備 13A Socket Outlet for Appliances	-	2	-	-	2	-	-	2	-	-	2	-	-	2	-	-	2	-	-	2	-	-	-	-	-	-	-
	洗衣機接駁點(來水位) Washing Machine Connection Point (Water Inlet)	-	1	-	-	1	-	-	1	-	-	1	-	-	1	-	-	1	-	-	1	-	-	2	-	-	-	-
	洗衣機接駁點(去水位) Washing Machine Connection Point (Water Outlet)	-	1	-	-	1	-	-	1	-	-	1	-	-	1	-	-	1	-	-	1	-	-	2	-	-	-	-
	視像對話 Video Door Phone	-	-	-	-	-	-	-	-	-	-	-	-	-	-	-	-	-	-	-	-	-	-	1	-	-	-	-
	單位電插座 13A Socket Outlet	-	-	-	-	-	-	-	-	-	-	-	-	-	-	-	-	-	-	-	-	-	-	1	-	-	-	-
	冷氣掣 A/C Switch	-	-	-	-	-	-	-	-	-	-	-	-	-	-	-	-	-	-	-	-	-	-	1	-	-	-	-
抽氣扇掣 Exhaust Fan Switch	-	-	-	-	-	-	-	-	-	-	-	-	-	-	-	-	-	-	-	-	-	-	1	-	-	-	-	

機電裝置數量說明表 Schedule of Mechanical & Electrical Provisions

		藍塘道23號A單位 Unit A, No. 23 Blue Pool Road			藍塘道23號B單位 Unit B, No. 23 Blue Pool Road			藍塘道25號A單位 Unit A, No. 25 Blue Pool Road			藍塘道25號B單位 Unit B, No. 25 Blue Pool Road			藍塘道27號A單位 Unit A, No. 27 Blue Pool Road			藍塘道27號B單位 Unit B, No. 27 Blue Pool Road			藍塘道29號A單位 Unit A, No. 29 Blue Pool Road			藍塘道29號B單位 Unit B, No. 29 Blue Pool Road			藍塘道31號A單位 Unit A, No. 31 Blue Pool Road			
樓層 Floor		地下 G/F	1樓至 2樓 1/F- 2/F	天台 R/F	地下 G/F	1樓至 2樓 1/F- 2/F	天台 R/F	地下 G/F	1樓至 2樓 1/F- 2/F	天台 R/F	地下 G/F	1樓至 2樓 1/F- 2/F	天台 R/F	地下 G/F	1樓至 2樓 1/F- 2/F	天台 R/F	地下 G/F	1樓至 2樓 1/F- 2/F	天台 R/F	地下 G/F	1樓至 2樓 1/F- 2/F	天台 R/F	地下 G/F	1樓至 2樓 1/F- 2/F	天台 R/F	地下 G/F	1樓至 2樓 1/F- 2/F	天台 R/F	
儲物室 Store Room	電視/電台天線插座 TV/FM Outlet	-	2	-	-	2	-	-	2	-	-	2	-	-	2	-	-	0	-	-	2	-	-	0	-	-	-	-	-
	電話插座 Telephone Outlet	-	2	-	-	2	-	-	2	-	-	2	-	-	2	-	-	2	-	-	2	-	-	0	-	-	-	-	
	單位電插座 13A Socket Outlet	-	2	-	-	2	-	-	2	-	-	2	-	-	2	-	-	1	-	-	2	-	-	2	-	-	-	-	
	雙位電插座 13A Twin Socket Outlet	-	2	-	-	2	-	-	2	-	-	2	-	-	2	-	-	2	-	-	2	-	-	0	-	-	-	-	
	燈位 Lighting Point	-	2	-	-	2	-	-	2	-	-	2	-	-	2	-	-	2	-	-	2	-	-	2	-	-	-	-	
	燈掣 Lighting Switch	-	2	-	-	2	-	-	2	-	-	2	-	-	2	-	-	2	-	-	2	-	-	1	-	-	-	-	
樓梯底儲 物室 Store Room under Staircase	燈位 Lighting Point	-	-	-	-	-	-	-	-	-	-	-	-	-	-	-	-	-	-	-	-	-	-	-	-	0	-	-	
	燈掣 Lighting Switch	-	-	-	-	-	-	-	-	-	-	-	-	-	-	-	-	-	-	-	-	-	-	-	-	0	-	-	
平台 Flat Roof	耐風雨單位電插座 Weatherproof Socket Outlet	-	-	9	-	-	9	-	-	9	-	-	9	-	-	9	-	-	11	-	-	9	-	-	8	-	-	8	
	耐風雙位電插座 Weatherproof Twin Socket Outlet	-	-	-	-	-	-	-	-	-	-	-	-	-	-	-	-	-	-	-	-	-	-	0	-	-	0		
	燈位 Lighting Point	-	-	10	-	-	10	-	-	10	-	-	10	-	-	10	-	-	12	-	-	10	-	-	6	-	-	65	
	燈掣 Lighting Switch	-	-	-	-	-	-	-	-	-	-	-	-	-	-	-	-	-	-	-	-	-	-	0	-	-	2		
	閉路電視 CCTV	-	-	1	-	-	1	-	-	1	-	-	1	-	-	1	-	-	1	-	-	1	-	-	1	-	-	1	
冷氣機 平台 Air- conditioner Platform	燈位 Lighting Point	-	-	3	-	-	3	-	-	3	-	-	3	-	-	3	-	-	3	-	-	3	-	-	3	-	-	3	
	燈掣 Lighting Switch	-	-	1	-	-	1	-	-	1	-	-	1	-	-	1	-	-	1	-	-	1	-	-	1	-	-	1	
	耐風雨單位電插座 Weatherproof Socket Outlet	-	-	1	-	-	1	-	-	1	-	-	1	-	-	1	-	-	1	-	-	1	-	-	1	-	-	0	

機電裝置數量說明表 Schedule of Mechanical &amp; Electrical Provisions

樓層 Floor		藍塘道23號A單位 Unit A, No. 23 Blue Pool Road			藍塘道23號B單位 Unit B, No. 23 Blue Pool Road			藍塘道25號A單位 Unit A, No. 25 Blue Pool Road			藍塘道25號B單位 Unit B, No. 25 Blue Pool Road			藍塘道27號A單位 Unit A, No. 27 Blue Pool Road			藍塘道27號B單位 Unit B, No. 27 Blue Pool Road			藍塘道29號A單位 Unit A, No. 29 Blue Pool Road			藍塘道29號B單位 Unit B, No. 29 Blue Pool Road			藍塘道31號A單位 Unit A, No. 31 Blue Pool Road		
		地下 G/F	1樓至 2樓 1/F- 2/F	天台 R/F	地下 G/F	1樓至 2樓 1/F- 2/F	天台 R/F	地下 G/F	1樓至 2樓 1/F- 2/F	天台 R/F	地下 G/F	1樓至 2樓 1/F- 2/F	天台 R/F	地下 G/F	1樓至 2樓 1/F- 2/F	天台 R/F	地下 G/F	1樓至 2樓 1/F- 2/F	天台 R/F	地下 G/F	1樓至 2樓 1/F- 2/F	天台 R/F	地下 G/F	1樓至 2樓 1/F- 2/F	天台 R/F	地下 G/F	1樓至 2樓 1/F- 2/F	天台 R/F
熱水爐 區域 Water Heater Area	熱水爐 Water Heater	-	-	4	-	-	4	-	-	4	-	-	4	-	-	4	-	-	4	-	-	4	-	-	4	-	-	4
	燈掣 Lighting Switch	-	-	-	-	-	-	-	-	-	-	-	-	-	-	-	-	-	-	-	-	-	-	-	0	-	-	1
	燈位 Lighting Point	-	-	2	-	-	2	-	-	2	-	-	2	-	-	2	-	-	2	-	-	2	-	-	2	-	-	2
影音室 Theatre	單位電插座 13A Socket Outlet	-	-	-	-	-	-	-	-	-	-	-	-	-	-	-	-	-	-	-	-	-	-	-	-	-	3	-
	雙位電插座 13A Twin Socket Outlet	-	-	-	-	-	-	-	-	-	-	-	-	-	-	-	-	-	-	-	-	-	-	-	-	-	3	-
	廣播系統 Public Address System	-	-	-	-	-	-	-	-	-	-	-	-	-	-	-	-	-	-	-	-	-	-	-	-	-	1	-
	電話插座 Telephone Outlet	-	-	-	-	-	-	-	-	-	-	-	-	-	-	-	-	-	-	-	-	-	-	-	-	-	1	-
	電視/電台天線插座 TV/FM Outlet	-	-	-	-	-	-	-	-	-	-	-	-	-	-	-	-	-	-	-	-	-	-	-	-	-	1	-
	電話及電腦插座 Data & Telephone Outlet	-	-	-	-	-	-	-	-	-	-	-	-	-	-	-	-	-	-	-	-	-	-	-	-	-	1	-
	燈掣 Lighting Switch	-	-	-	-	-	-	-	-	-	-	-	-	-	-	-	-	-	-	-	-	-	-	-	-	-	0	-
	燈位 Lighting Point	-	-	-	-	-	-	-	-	-	-	-	-	-	-	-	-	-	-	-	-	-	-	-	-	-	9	-
	緊急求救警鐘 Panic Alarm	-	-	-	-	-	-	-	-	-	-	-	-	-	-	-	-	-	-	-	-	-	-	-	-	-	0	-
	窗廉掣位 Curtain / Blind Switch	-	-	-	-	-	-	-	-	-	-	-	-	-	-	-	-	-	-	-	-	-	-	-	-	-	0	-

機電裝置數量說明表 Schedule of Mechanical &amp; Electrical Provisions

		藍塘道31號B單位 Unit B, No. 31 Blue Pool Road			藍塘道33號A單位 Unit A, No. 33 Blue Pool Road			藍塘道33號B單位 Unit B, No. 33 Blue Pool Road			藍塘道35號A單位 Unit A, No. 35 Blue Pool Road			藍塘道35號B單位 Unit B, No. 35 Blue Pool Road			藍塘道37號A單位 Unit A, No. 37 Blue Pool Road			藍塘道37號B單位 Unit B, No. 37 Blue Pool Road			藍塘道39號A單位 Unit A, No. 39 Blue Pool Road			藍塘道39號B單位 Unit B, No. 39 Blue Pool Road		
樓層 Floor		地下 G/F	1樓至 2樓 1/F- 2/F	天台 R/F	地下 G/F	1樓至 2樓 1/F- 2/F	天台 R/F	地下 G/F	1樓至 2樓 1/F- 2/F	天台 R/F	地下 G/F	1樓至 2樓 1/F- 2/F	天台 R/F	地下 G/F	1樓至 2樓 1/F- 2/F	天台 R/F	地下 G/F	1樓至 2樓 1/F- 2/F	天台 R/F	地下 G/F	1樓至 2樓 1/F- 2/F	天台 R/F	地下 G/F	1樓至 2樓 1/F- 2/F	天台 R/F	地下 G/F	1樓至 2樓 1/F- 2/F	天台 R/F
大門入口 Main Entrance	門鈴按鈕 Door Bell Push Button	-	-	-	1	-	-	1	-	-	1	-	-	1	-	-	1	-	-	1	-	-	1	-	-	1	-	-
	閉路電視 CCTV	-	-	-	1	-	-	1	-	-	1	-	-	1	-	-	1	-	-	1	-	-	1	-	-	1	-	-
玄關 Foyer	門鈴按鈕 Door Bell Push Button	1	-	-	-	-	-	-	-	-	-	-	-	-	-	-	-	-	-	-	-	-	-	-	-	-	-	-
	閉路電視 CCTV	1	-	-	-	-	-	-	-	-	-	-	-	-	-	-	-	-	-	-	-	-	-	-	-	-	-	-
	家居智能控制器 HA Control Panel	-	-	-	1	-	-	-	-	-	-	-	-	-	-	-	-	-	-	-	-	-	-	-	-	-	-	-
	燈掣 Lighting Switch	1	-	-	2	-	-	-	-	-	-	-	-	-	-	-	-	-	-	-	-	-	-	-	-	-	-	-
	單位電插座 13A Socket Outlet	-	-	-	1	-	-	-	-	-	-	-	-	-	-	-	-	-	-	-	-	-	-	-	-	-	-	-
	燈位 Lighting Point	4	-	-	6	-	-	-	-	-	-	-	-	-	-	-	-	-	-	-	-	-	-	-	-	-	-	-
	緊急求救警鐘 Panic Alarm	-	-	-	0	-	-	-	-	-	-	-	-	-	-	-	-	-	-	-	-	-	-	-	-	-	-	-
車房 Garage	單位電插座 13A Socket Outlet	0	-	-	0	-	-	5	-	-	4	-	-	5	-	-	3	-	-	4	-	-	4	-	-	1	-	-
	雙位電插座 13A Twin Socket Outlet	3	-	-	0	-	-	1	-	-	1	-	-	1	-	-	1	-	-	1	-	-	1	-	-	4	-	-
	電話插座 Telephone Outlet	0	-	-	0	-	-	2	-	-	2	-	-	2	-	-	2	-	-	2	-	-	2	-	-	2	-	-
	電腦及電話插座 Network & Telephone Outlet	-	-	-	0	-	-	-	-	-	-	-	-	-	-	-	-	-	-	-	-	-	-	-	-	-	-	-
	抽氣扇 Exhaust Fan	0	-	-	0	-	-	1	-	-	1	-	-	1	-	-	1	-	-	1	-	-	1	-	-	1	-	-
	燈位 Lighting Point	6	-	-	6	-	-	7	-	-	8	-	-	7	-	-	7	-	-	7	-	-	7	-	-	7	-	-
	燈掣 Lighting Switch	1	-	-	1	-	-	2	-	-	2	-	-	2	-	-	3	-	-	2	-	-	2	-	-	2	-	-
	車房門緊急停止掣 E-stop for garage door	1	-	-	1	-	-	1	-	-	1	-	-	1	-	-	1	-	-	1	-	-	1	-	-	1	-	-
	塑型斷路器配電箱 MCCB Distribution Board	1	-	-	1	-	-	1	-	-	1	-	-	1	-	-	1	-	-	1	-	-	1	-	-	1	-	-



機電裝置數量說明表 Schedule of Mechanical &amp; Electrical Provisions

		藍塘道31號B單位 Unit B, No. 31 Blue Pool Road			藍塘道33號A單位 Unit A, No. 33 Blue Pool Road			藍塘道33號B單位 Unit B, No. 33 Blue Pool Road			藍塘道35號A單位 Unit A, No. 35 Blue Pool Road			藍塘道35號B單位 Unit B, No. 35 Blue Pool Road			藍塘道37號A單位 Unit A, No. 37 Blue Pool Road			藍塘道37號B單位 Unit B, No. 37 Blue Pool Road			藍塘道39號A單位 Unit A, No. 39 Blue Pool Road			藍塘道39號B單位 Unit B, No. 39 Blue Pool Road		
樓層 Floor		地下 G/F	1樓至 2樓 1/F- 2/F	天台 R/F	地下 G/F	1樓至 2樓 1/F- 2/F	天台 R/F	地下 G/F	1樓至 2樓 1/F- 2/F	天台 R/F	地下 G/F	1樓至 2樓 1/F- 2/F	天台 R/F	地下 G/F	1樓至 2樓 1/F- 2/F	天台 R/F	地下 G/F	1樓至 2樓 1/F- 2/F	天台 R/F	地下 G/F	1樓至 2樓 1/F- 2/F	天台 R/F	地下 G/F	1樓至 2樓 1/F- 2/F	天台 R/F	地下 G/F	1樓至 2樓 1/F- 2/F	天台 R/F
車房 Garage	小型斷路器配電箱 MCB Distribution Board	3	-	-	2	-	-	2	-	-	1	-	-	2	-	-	1	-	-	2	-	-	2	-	-	1	-	-
	抽氣扇開關掣 Exhaust Fan Switch	0	-	-	1	-	-	-	-	-	1	-	-	-	-	-	-	-	-	-	-	-	-	-	-	1	-	-
	閉路電視 CCTV	2	-	-	2	-	-	2	-	-	2	-	-	2	-	-	2	-	-	2	-	-	2	-	-	2	-	-
客/飯廳 Living / Dining Room	電視/電台天線插座 TV/FM Outlet	0	-	-	0	-	-	3	-	-	1	-	-	3	-	-	3	-	-	3	-	-	3	-	-	1	-	-
	電話插座 Telephone Outlet	0	-	-	0	-	-	3	-	-	1	-	-	3	-	-	3	-	-	3	-	-	3	-	-	0	-	-
	電腦及電話插座 Network & Telephone Outlet	-	-	-	1	-	-	-	-	-	-	-	-	-	-	-	-	-	-	-	-	-	-	-	-	-	-	-
	大門視像電話 Video Door Phone	0	-	-	0	-	-	1	-	-	0	-	-	1	-	-	0	-	-	1	-	-	1	-	-	0	-	-
	家居智能控制器 HA Control Panel	1	-	-	1	-	-	1	-	-	2	-	-	1	-	-	3	-	-	1	-	-	1	-	-	2	-	-
	單位電插座 13A Socket Outlet	3	-	-	5	-	-	4	-	-	3	-	-	4	-	-	1	-	-	4	-	-	4	-	-	5	-	-
	雙位電插座 13A Twin Socket Outlet	0	-	-	0	-	-	8	-	-	4	-	-	8	-	-	7	-	-	8	-	-	8	-	-	9	-	-
	窗簾掣位 Curtain / Blind Switch	0	-	-	0	-	-	3	-	-	0	-	-	3	-	-	0	-	-	3	-	-	3	-	-	0	-	-
	燈位 Lighting Point	35	-	-	29	-	-	6	-	-	45	-	-	6	-	-	32	-	-	6	-	-	6	-	-	18	-	-
	燈掣 Lighting Switch	0	-	-	1	-	-	7	-	-	0	-	-	7	-	-	1	-	-	7	-	-	7	-	-	0	-	-
	數據插座 Data Point	0	-	-	0	-	-	-	-	-	1	-	-	-	-	-	-	-	-	-	-	-	-	-	-	2	-	-
	影音位 AV Point	0	-	-	0	-	-	-	-	-	1	-	-	-	-	-	-	-	-	-	-	-	-	-	-	3	-	-
	緊急求救警鐘 Panic Alarm	0	-	-	0	-	-	1	-	-	1	-	-	1	-	-	1	-	-	1	-	-	1	-	-	2	-	-
洗手間 Lavatory	抽氣扇 Exhaust Fan	1	-	-	1	-	-	1	-	-	1	-	-	1	-	-	1	-	-	1	-	-	1	-	-	1	-	-
	燈位 Lighting Point	3	-	-	2	-	-	2	-	-	4	-	-	2	-	-	2	-	-	2	-	-	2	-	-	3	-	-

機電裝置數量說明表 Schedule of Mechanical &amp; Electrical Provisions

		藍塘道31號B單位 Unit B, No. 31 Blue Pool Road			藍塘道33號A單位 Unit A, No. 33 Blue Pool Road			藍塘道33號B單位 Unit B, No. 33 Blue Pool Road			藍塘道35號A單位 Unit A, No. 35 Blue Pool Road			藍塘道35號B單位 Unit B, No. 35 Blue Pool Road			藍塘道37號A單位 Unit A, No. 37 Blue Pool Road			藍塘道37號B單位 Unit B, No. 37 Blue Pool Road			藍塘道39號A單位 Unit A, No. 39 Blue Pool Road			藍塘道39號B單位 Unit B, No. 39 Blue Pool Road			
樓層 Floor		地下 G/F	1樓至 2樓 1/F- 2/F	天台 R/F	地下 G/F	1樓至 2樓 1/F- 2/F	天台 R/F	地下 G/F	1樓至 2樓 1/F- 2/F	天台 R/F	地下 G/F	1樓至 2樓 1/F- 2/F	天台 R/F	地下 G/F	1樓至 2樓 1/F- 2/F	天台 R/F	地下 G/F	1樓至 2樓 1/F- 2/F	天台 R/F	地下 G/F	1樓至 2樓 1/F- 2/F	天台 R/F	地下 G/F	1樓至 2樓 1/F- 2/F	天台 R/F	地下 G/F	1樓至 2樓 1/F- 2/F	天台 R/F	
洗手間 Lavatory	燈掣 Lighting Switch	2	-	-	-	-	-	-	-	-	2	-	-	-	-	-	-	-	-	-	-	-	-	-	-	-	2	-	-
	單位電插座 13A Socket Outlet	0	-	-	0	-	-	0	-	-	0	-	-	0	-	-	1	-	-	0	-	-	0	-	-	0	-	-	
庭院 Courtyard	耐風雨單位電插座 Weatherproof Socket Outlet	2	-	-	0	-	-	4	-	-	2	-	-	4	-	-	0	-	-	4	-	-	4	-	-	2	-	-	
	燈位 Lighting Point	12	-	-	4	-	-	6	-	-	10	-	-	6	-	-	10	-	-	6	-	-	6	-	-	12	-	-	
	燈掣 Lighting Switch	1	-	-	-	-	-	-	-	-	2	-	-	-	-	-	-	-	-	-	-	-	-	-	-	-	-	-	
	閉路電視 CCTV	-	-	-	2	-	-	-	-	-	-	-	-	-	-	-	-	-	-	-	-	-	-	-	-	-	-	-	
主人睡房 Master Bedroom	電視/電台天線插座 TV/FM Outlet	-	-	-	-	0	-	-	2	-	-	1	-	-	2	-	-	1	-	-	2	-	-	2	-	-	1	-	
	電話插座 Telephone Outlet	-	-	-	-	0	-	-	2	-	-	3	-	-	2	-	-	1	-	-	2	-	-	2	-	-	1	-	
	電腦及電話插座 Network & Telephone Outlet	-	-	-	-	1	-	-	-	-	-	-	-	-	-	-	-	-	-	-	-	-	-	-	-	-	-	-	
	家居自動化控制屏 HA Control Panel	-	-	-	-	1	-	-	1	-	-	1	-	-	1	-	-	0	-	-	1	-	-	1	-	-	1	-	
	單位電插座 13A Socket Outlet	-	-	-	-	5	-	-	3	-	-	6	-	-	3	-	-	0	-	-	3	-	-	3	-	-	1	-	
	雙位電插座 13A Twin Socket Outlet	-	-	-	-	0	-	-	5	-	-	2	-	-	5	-	-	4	-	-	5	-	-	5	-	-	8	-	
	緊急求救警鐘 Panic Alarm	-	-	-	-	0	-	-	1	-	-	1	-	-	1	-	-	1	-	-	1	-	-	1	-	-	1	-	
	窗簾掣位 Curtain / Blind Switch	-	-	-	-	1	-	-	1	-	-	0	-	-	1	-	-	0	-	-	1	-	-	1	-	-	2	-	
	燈位 Lighting Point	-	-	-	-	7	-	-	4	-	-	14	-	-	4	-	-	15	-	-	4	-	-	4	-	-	14	-	
	燈掣 Lighting Switch	-	-	-	-	3	-	-	5	-	-	1	-	-	5	-	-	0	-	-	5	-	-	5	-	-	2	-	
抽氣扇掣 Exhaust Fan Switch	-	-	-	-	1	-	-	-	-	-	-	-	-	-	-	-	-	-	-	-	-	-	-	-	-	-	-		
冷氣掣 A/C Switch	-	-	-	-	1	-	-	-	-	-	-	-	-	-	-	-	-	-	-	-	-	-	-	-	-	-	-		

機電裝置數量說明表 Schedule of Mechanical &amp; Electrical Provisions

		藍塘道31號B單位 Unit B, No. 31 Blue Pool Road			藍塘道33號A單位 Unit A, No. 33 Blue Pool Road			藍塘道33號B單位 Unit B, No. 33 Blue Pool Road			藍塘道35號A單位 Unit A, No. 35 Blue Pool Road			藍塘道35號B單位 Unit B, No. 35 Blue Pool Road			藍塘道37號A單位 Unit A, No. 37 Blue Pool Road			藍塘道37號B單位 Unit B, No. 37 Blue Pool Road			藍塘道39號A單位 Unit A, No. 39 Blue Pool Road			藍塘道39號B單位 Unit B, No. 39 Blue Pool Road			
樓層 Floor		地下 G/F	1樓至 2樓 1/F- 2/F	天台 R/F	地下 G/F	1樓至 2樓 1/F- 2/F	天台 R/F	地下 G/F	1樓至 2樓 1/F- 2/F	天台 R/F	地下 G/F	1樓至 2樓 1/F- 2/F	天台 R/F	地下 G/F	1樓至 2樓 1/F- 2/F	天台 R/F	地下 G/F	1樓至 2樓 1/F- 2/F	天台 R/F	地下 G/F	1樓至 2樓 1/F- 2/F	天台 R/F	地下 G/F	1樓至 2樓 1/F- 2/F	天台 R/F	地下 G/F	1樓至 2樓 1/F- 2/F	天台 R/F	
主人睡房 Master Bedroom	數據插座 Data Point	-	-	-	-	0	-	-	-	-	-	4	-	-	-	-	-	-	-	-	-	-	-	-	-	-	-	1	-
	影音位 AV Point	-	-	-	-	0	-	-	-	-	-	2	-	-	-	-	-	-	-	-	-	-	-	-	-	-	-	-	-
睡房 1 Bedroom 1	電視/電台天線插座 TV/FM Outlet	-	1	-	-	0	-	-	2	-	-	-	-	-	2	-	-	1	-	-	2	-	-	2	-	-	1	-	
	電話插座 Telephone Outlet	-	1	-	-	0	-	-	2	-	-	-	-	-	2	-	-	2	-	-	2	-	-	2	-	-	1	-	
	家居自動化控制屏 HA Control Panel	-	1	-	-	1	-	-	0	-	-	-	-	-	0	-	-	1	-	-	0	-	-	0	-	-	1	-	
	電腦及電話插座 Network & Telephone Outlet	-	1	-	-	1	-	-	-	-	-	-	-	-	-	-	-	-	-	-	-	-	-	-	-	-	-	-	-
	單位電插座 13A Socket Outlet	-	5	-	-	5	-	-	1	-	-	-	-	-	1	-	-	0	-	-	1	-	-	1	-	-	0	-	
	雙位電插座 13A Twin Socket Outlet	-	4	-	-	0	-	-	6	-	-	-	-	-	6	-	-	1	-	-	6	-	-	6	-	-	4	-	
	窗簾掣位 Curtain / Blind Switch	-	1	-	-	1	-	-	1	-	-	-	-	-	1	-	-	0	-	-	1	-	-	1	-	-	0	-	
	數據插座 Data Point	-	0	-	-	-	-	-	-	-	-	-	-	-	-	-	-	-	-	-	-	-	-	-	-	-	-	3	-
	緊急求救警鐘 Panic Alarm	-	1	-	-	-	-	-	-	-	-	-	-	-	-	-	-	-	-	-	-	-	-	-	-	-	-	-	-
	燈位 Lighting Point	-	16	-	-	8	-	-	1	-	-	-	-	-	1	-	-	10	-	-	1	-	-	1	-	-	6	-	
	燈掣 Lighting Switch	-	2	-	-	1	-	-	3	-	-	-	-	-	3	-	-	1	-	-	3	-	-	3	-	-	0	-	
	冷氣掣 A/C Switch	-	-	-	-	1	-	-	-	-	-	-	-	-	-	-	-	-	-	-	-	-	-	-	-	-	-	-	-
	影音位 AV Point	-	-	-	-	1	-	-	-	-	-	-	-	-	-	-	-	-	-	-	-	-	-	-	-	-	-	-	-
睡房 2 Bedroom 2	電視/電台天線插座 TV/FM Outlet	-	-	-	-	0	-	-	2	-	-	-	-	-	2	-	-	1	-	-	2	-	-	2	-	-	1	-	
	電話插座 Telephone Outlet	-	-	-	-	0	-	-	2	-	-	-	-	-	2	-	-	3	-	-	2	-	-	2	-	-	1	-	
	家居自動化控制屏 HA Control Panel	-	-	-	-	1	-	-	0	-	-	-	-	-	0	-	-	1	-	-	0	-	-	0	-	-	1	-	
	單位電插座 13A Socket Outlet	-	-	-	-	6	-	-	3	-	-	-	-	-	3	-	-	2	-	-	3	-	-	3	-	-	2	-	

機電裝置數量說明表 Schedule of Mechanical &amp; Electrical Provisions

		藍塘道31號B單位 Unit B, No. 31 Blue Pool Road			藍塘道33號A單位 Unit A, No. 33 Blue Pool Road			藍塘道33號B單位 Unit B, No. 33 Blue Pool Road			藍塘道35號A單位 Unit A, No. 35 Blue Pool Road			藍塘道35號B單位 Unit B, No. 35 Blue Pool Road			藍塘道37號A單位 Unit A, No. 37 Blue Pool Road			藍塘道37號B單位 Unit B, No. 37 Blue Pool Road			藍塘道39號A單位 Unit A, No. 39 Blue Pool Road			藍塘道39號B單位 Unit B, No. 39 Blue Pool Road			
樓層 Floor		地下 G/F	1樓至 2樓 1/F- 2/F	天台 R/F	地下 G/F	1樓至 2樓 1/F- 2/F	天台 R/F	地下 G/F	1樓至 2樓 1/F- 2/F	天台 R/F	地下 G/F	1樓至 2樓 1/F- 2/F	天台 R/F	地下 G/F	1樓至 2樓 1/F- 2/F	天台 R/F	地下 G/F	1樓至 2樓 1/F- 2/F	天台 R/F	地下 G/F	1樓至 2樓 1/F- 2/F	天台 R/F	地下 G/F	1樓至 2樓 1/F- 2/F	天台 R/F	地下 G/F	1樓至 2樓 1/F- 2/F	天台 R/F	
睡房 2 Bedroom 2	雙位電插座 13A Twin Socket Outlet	-	-	-	-	0	-	-	4	-	-	-	-	-	4	-	-	0	-	-	4	-	-	4	-	-	4	-	
	窗簾掣位 Curtain / Blind Switch	-	-	-	-	1	-	-	1	-	-	-	-	-	1	-	-	0	-	-	1	-	-	1	-	-	0	-	
	數據插座 Data Point	-	-	-	-	1	-	-	-	-	-	-	-	-	-	-	-	-	-	-	-	-	-	-	-	-	3	-	
	燈位 Lighting Point	-	-	-	-	8	-	-	1	-	-	-	-	-	1	-	-	7	-	-	1	-	-	1	-	-	6	-	
	燈掣 Lighting Switch	-	-	-	-	2	-	-	3	-	-	-	-	-	3	-	-	0	-	-	3	-	-	3	-	-	0	-	
	電腦及電話插座 Network & Telephone Outlet	-	-	-	-	1	-	-	-	-	-	-	-	-	-	-	-	-	-	-	-	-	-	-	-	-	-	-	-
	抽氣扇掣 Exhaust Fan Switch	-	-	-	-	1	-	-	-	-	-	-	-	-	-	-	-	-	-	-	-	-	-	-	-	-	-	-	
	冷氣掣 A/C Switch	-	-	-	-	1	-	-	-	-	-	-	-	-	-	-	-	-	-	-	-	-	-	-	-	-	-	-	
	影音位 AV Point	-	-	-	-	1	-	-	-	-	-	-	-	-	-	-	-	-	-	-	-	-	-	-	-	-	-	-	
睡房 3 Bedroom 3	電視/電台天線插座 TV/FM Outlet	-	-	-	-	0	-	-	2	-	-	-	-	-	2	-	-	1	-	-	2	-	-	2	-	-	-	-	
	電話插座 Telephone Outlet	-	-	-	-	0	-	-	2	-	-	-	-	-	2	-	-	1	-	-	2	-	-	2	-	-	-	-	
	家居自動化控制屏 HA Control Panel	-	-	-	-	1	-	-	0	-	-	-	-	-	0	-	-	1	-	-	0	-	-	0	-	-	-	-	
	單位電插座 13A Socket Outlet	-	-	-	-	6	-	-	1	-	-	-	-	-	1	-	-	2	-	-	1	-	-	1	-	-	-	-	
	雙位電插座 13A Twin Socket Outlet	-	-	-	-	0	-	-	5	-	-	-	-	-	5	-	-	1	-	-	5	-	-	5	-	-	-	-	
	窗簾掣位 Curtain / Blind Switch	-	-	-	-	1	-	-	1	-	-	-	-	-	1	-	-	0	-	-	1	-	-	1	-	-	-	-	
	燈位 Lighting Point	-	-	-	-	7	-	-	1	-	-	-	-	-	1	-	-	4	-	-	1	-	-	1	-	-	-	-	
	燈掣 Lighting Switch	-	-	-	-	2	-	-	3	-	-	-	-	-	3	-	-	0	-	-	3	-	-	3	-	-	-	-	

機電裝置數量說明表 Schedule of Mechanical &amp; Electrical Provisions

		藍塘道31號B單位 Unit B, No. 31 Blue Pool Road			藍塘道33號A單位 Unit A, No. 33 Blue Pool Road			藍塘道33號B單位 Unit B, No. 33 Blue Pool Road			藍塘道35號A單位 Unit A, No. 35 Blue Pool Road			藍塘道35號B單位 Unit B, No. 35 Blue Pool Road			藍塘道37號A單位 Unit A, No. 37 Blue Pool Road			藍塘道37號B單位 Unit B, No. 37 Blue Pool Road			藍塘道39號A單位 Unit A, No. 39 Blue Pool Road			藍塘道39號B單位 Unit B, No. 39 Blue Pool Road			
樓層 Floor		地下 G/F	1樓至 2樓 1/F- 2/F	天台 R/F	地下 G/F	1樓至 2樓 1/F- 2/F	天台 R/F	地下 G/F	1樓至 2樓 1/F- 2/F	天台 R/F	地下 G/F	1樓至 2樓 1/F- 2/F	天台 R/F	地下 G/F	1樓至 2樓 1/F- 2/F	天台 R/F	地下 G/F	1樓至 2樓 1/F- 2/F	天台 R/F	地下 G/F	1樓至 2樓 1/F- 2/F	天台 R/F	地下 G/F	1樓至 2樓 1/F- 2/F	天台 R/F	地下 G/F	1樓至 2樓 1/F- 2/F	天台 R/F	
睡房 3 Bedroom 3	電腦及電話插座 Network & Telephone Outlet	-	-	-	-	1	-	-	-	-	-	-	-	-	-	-	-	-	-	-	-	-	-	-	-	-	-	-	-
	抽氣扇掣 Exhaust Fan Switch	-	-	-	-	1	-	-	-	-	-	-	-	-	-	-	-	-	-	-	-	-	-	-	-	-	-	-	-
	冷氣掣 A/C Switch	-	-	-	-	1	-	-	-	-	-	-	-	-	-	-	-	-	-	-	-	-	-	-	-	-	-	-	-
	影音位 AV Point	-	-	-	-	1	-	-	-	-	-	-	-	-	-	-	-	-	-	-	-	-	-	-	-	-	-	-	-
	數據插座 Data Point	-	-	-	-	1	-	-	-	-	-	-	-	-	-	-	-	-	-	-	-	-	-	-	-	-	-	-	-
睡房 4 Bedroom 4	電視/電台天線插座 TV/FM Outlet	-	-	-	-	-	-	-	2	-	-	-	-	-	2	-	-	1	-	-	2	-	-	2	-	-	-	-	-
	電話插座 Telephone Outlet	-	-	-	-	-	-	-	2	-	-	-	-	-	2	-	-	1	-	-	2	-	-	2	-	-	-	-	-
	家居自動化控制屏 HA Control Panel	-	-	-	-	-	-	-	0	-	-	-	-	-	0	-	-	1	-	-	0	-	-	0	-	-	-	-	-
	單位電插座 13A Socket Outlet	-	-	-	-	-	-	-	3	-	-	-	-	-	3	-	-	1	-	-	3	-	-	3	-	-	-	-	-
	雙位電插座 13A Twin Socket Outlet	-	-	-	-	-	-	-	4	-	-	-	-	-	4	-	-	1	-	-	4	-	-	4	-	-	-	-	-
	窗簾掣位 Curtain / Blind Switch	-	-	-	-	-	-	-	1	-	-	-	-	-	1	-	-	0	-	-	1	-	-	1	-	-	-	-	-
	燈位 Lighting Point	-	-	-	-	-	-	-	1	-	-	-	-	-	1	-	-	12	-	-	1	-	-	1	-	-	-	-	-
	燈掣 Lighting Switch	-	-	-	-	-	-	-	3	-	-	-	-	-	3	-	-	0	-	-	3	-	-	3	-	-	-	-	-
起居室 Family Room	電視/電台天線插座 TV/FM Outlet	-	0	-	-	0	-	-	1	-	-	1	-	-	1	-	-	1	-	-	1	-	-	1	-	-	-	-	-
	電話插座 Telephone Outlet	-	0	-	-	0	-	-	1	-	-	2	-	-	1	-	-	3	-	-	1	-	-	1	-	-	-	-	-
	家居自動化控制屏 HA Control Panel	-	0	-	-	1	-	-	1	-	-	1	-	-	1	-	-	1	-	-	1	-	-	1	-	-	-	-	-
	單位電插座 13A Socket Outlet	-	2	-	-	3	-	-	6	-	-	3	-	-	6	-	-	4	-	-	6	-	-	6	-	-	-	-	-
	雙位電插座 13A Twin Socket Outlet	-	0	-	-	0	-	-	2	-	-	4	-	-	2	-	-	3	-	-	2	-	-	2	-	-	-	-	-



機電裝置數量說明表 Schedule of Mechanical &amp; Electrical Provisions

		藍塘道31號B單位 Unit B, No. 31 Blue Pool Road			藍塘道33號A單位 Unit A, No. 33 Blue Pool Road			藍塘道33號B單位 Unit B, No. 33 Blue Pool Road			藍塘道35號A單位 Unit A, No. 35 Blue Pool Road			藍塘道35號B單位 Unit B, No. 35 Blue Pool Road			藍塘道37號A單位 Unit A, No. 37 Blue Pool Road			藍塘道37號B單位 Unit B, No. 37 Blue Pool Road			藍塘道39號A單位 Unit A, No. 39 Blue Pool Road			藍塘道39號B單位 Unit B, No. 39 Blue Pool Road			
樓層 Floor		地下 G/F	1樓至 2樓 1/F- 2/F	天台 R/F	地下 G/F	1樓至 2樓 1/F- 2/F	天台 R/F	地下 G/F	1樓至 2樓 1/F- 2/F	天台 R/F	地下 G/F	1樓至 2樓 1/F- 2/F	天台 R/F	地下 G/F	1樓至 2樓 1/F- 2/F	天台 R/F	地下 G/F	1樓至 2樓 1/F- 2/F	天台 R/F	地下 G/F	1樓至 2樓 1/F- 2/F	天台 R/F	地下 G/F	1樓至 2樓 1/F- 2/F	天台 R/F	地下 G/F	1樓至 2樓 1/F- 2/F	天台 R/F	
起居室 Family Room	緊急求救警鐘 Panic Alarm	-	0	-	-	0	-	-	1	-	-	1	-	-	1	-	-	1	-	-	1	-	-	1	-	-	-	-	-
	窗簾掣位 Curtain / Blind Switch	-	0	-	-	0	-	-	1	-	-	0	-	-	1	-	-	0	-	-	1	-	-	1	-	-	-	-	
	廣播系統 Public Address System	-	1	-	-	-	-	-	-	-	-	-	-	-	-	-	-	-	-	-	-	-	-	-	-	-	-	-	
	燈位 Lighting Point	-	13	-	-	11	-	-	3	-	-	21	-	-	3	-	-	22	-	-	3	-	-	3	-	-	-	-	
	燈掣 Lighting Switch	-	0	-	-	0	-	-	3	-	-	0	-	-	3	-	-	0	-	-	3	-	-	3	-	-	-	-	
	影音位 AV Point	-	-	-	-	1	-	-	-	-	-	2	-	-	-	-	-	-	-	-	-	-	-	-	-	-	-	-	
	數據插座 Data Point	-	-	-	-	1	-	-	-	-	-	-	-	-	-	-	-	-	-	-	-	-	-	-	-	-	-	-	
起居室1 Family Room 1	電視/電台天線插座 TV/FM Outlet	-	-	-	-	-	-	-	-	-	-	-	-	-	-	-	-	-	-	-	-	-	-	-	-	-	1	-	
	電話插座 Telephone Outlet	-	-	-	-	-	-	-	-	-	-	-	-	-	-	-	-	-	-	-	-	-	-	-	-	1	-		
	雙位電插座 13A Twin Socket Outlet	-	-	-	-	-	-	-	-	-	-	-	-	-	-	-	-	-	-	-	-	-	-	-	-	5	-		
	影音位 AV Point	-	-	-	-	-	-	-	-	-	-	-	-	-	-	-	-	-	-	-	-	-	-	-	-	2	-		
	數據插座 Data Point	-	-	-	-	-	-	-	-	-	-	-	-	-	-	-	-	-	-	-	-	-	-	-	-	2	-		
	燈位 Lighting Point	-	-	-	-	-	-	-	-	-	-	-	-	-	-	-	-	-	-	-	-	-	-	-	-	8	-		
起居室2 Family Room 2	電視/電台天線插座 TV/FM Outlet	-	-	-	-	-	-	-	-	-	-	-	-	-	-	-	-	-	-	-	-	-	-	-	-	1	-		
	家居自動化控制屏 HA Control Panel	-	-	-	-	-	-	-	-	-	-	-	-	-	-	-	-	-	-	-	-	-	-	-	-	1	-		
	緊急求救警鐘 Panic Alarm	-	-	-	-	-	-	-	-	-	-	-	-	-	-	-	-	-	-	-	-	-	-	-	-	1	-		
	單位電插座 13A Socket Outlet	-	-	-	-	-	-	-	-	-	-	-	-	-	-	-	-	-	-	-	-	-	-	-	-	1	-		
	雙位電插座 13A Twin Socket Outlet	-	-	-	-	-	-	-	-	-	-	-	-	-	-	-	-	-	-	-	-	-	-	-	-	4	-		

機電裝置數量說明表 Schedule of Mechanical &amp; Electrical Provisions

		藍塘道31號B單位 Unit B, No. 31 Blue Pool Road			藍塘道33號A單位 Unit A, No. 33 Blue Pool Road			藍塘道33號B單位 Unit B, No. 33 Blue Pool Road			藍塘道35號A單位 Unit A, No. 35 Blue Pool Road			藍塘道35號B單位 Unit B, No. 35 Blue Pool Road			藍塘道37號A單位 Unit A, No. 37 Blue Pool Road			藍塘道37號B單位 Unit B, No. 37 Blue Pool Road			藍塘道39號A單位 Unit A, No. 39 Blue Pool Road			藍塘道39號B單位 Unit B, No. 39 Blue Pool Road		
樓層 Floor		地下 G/F	1樓至 2樓 1/F- 2/F	天台 R/F	地下 G/F	1樓至 2樓 1/F- 2/F	天台 R/F	地下 G/F	1樓至 2樓 1/F- 2/F	天台 R/F	地下 G/F	1樓至 2樓 1/F- 2/F	天台 R/F	地下 G/F	1樓至 2樓 1/F- 2/F	天台 R/F	地下 G/F	1樓至 2樓 1/F- 2/F	天台 R/F	地下 G/F	1樓至 2樓 1/F- 2/F	天台 R/F	地下 G/F	1樓至 2樓 1/F- 2/F	天台 R/F	地下 G/F	1樓至 2樓 1/F- 2/F	天台 R/F
起居室2 Family Room 2	數據插座 Data Point	-	-	-	-	-	-	-	-	-	-	-	-	-	-	-	-	-	-	-	-	-	-	-	-	-	1	-
	燈位 Lighting Point	-	-	-	-	-	-	-	-	-	-	-	-	-	-	-	-	-	-	-	-	-	-	-	-	-	7	-
起居室 Family Room (LOUNGE)	電視/電台天線插座 TV/FM Outlet	-	-	-	-	-	-	-	-	-	-	1	-	-	-	-	-	-	-	-	-	-	-	-	-	-	-	-
	電話插座 Telephone Outlet	-	-	-	-	-	-	-	-	-	-	1	-	-	-	-	-	-	-	-	-	-	-	-	-	-	-	-
	家居自動化控制屏 HA Control Panel	-	-	-	-	-	-	-	-	-	-	1	-	-	-	-	-	-	-	-	-	-	-	-	-	-	-	-
	單位電插座 13A Socket Outlet	-	-	-	-	-	-	-	-	-	-	4	-	-	-	-	-	-	-	-	-	-	-	-	-	-	-	-
	雙位電插座 13A Twin Socket Outlet	-	-	-	-	-	-	-	-	-	-	4	-	-	-	-	-	-	-	-	-	-	-	-	-	-	-	-
	燈位 Lighting Point	-	-	-	-	-	-	-	-	-	-	31	-	-	-	-	-	-	-	-	-	-	-	-	-	-	-	-
	數據插座 Data Point	-	-	-	-	-	-	-	-	-	-	2	-	-	-	-	-	-	-	-	-	-	-	-	-	-	-	-
	影音位 AV Point	-	-	-	-	-	-	-	-	-	-	3	-	-	-	-	-	-	-	-	-	-	-	-	-	-	-	-
書房 Study Room	電視/電台天線插座 TV/FM Outlet	-	-	-	-	-	-	-	-	-	-	1	-	-	-	-	-	-	-	-	-	-	-	-	-	-	-	-
	電話插座 Telephone Outlet	-	-	-	-	-	-	-	-	-	-	1	-	-	-	-	-	-	-	-	-	-	-	-	-	-	-	-
	家居自動化控制屏 HA Control Panel	-	-	-	-	-	-	-	-	-	-	1	-	-	-	-	-	-	-	-	-	-	-	-	-	-	-	-
	單位電插座 13A Socket Outlet	-	-	-	-	-	-	-	-	-	-	5	-	-	-	-	-	-	-	-	-	-	-	-	-	-	-	-
	雙位電插座 13A Twin Socket Outlet	-	-	-	-	-	-	-	-	-	-	2	-	-	-	-	-	-	-	-	-	-	-	-	-	-	-	-
	燈位 Lighting Point	-	-	-	-	-	-	-	-	-	-	14	-	-	-	-	-	-	-	-	-	-	-	-	-	-	-	-
	數據插座 Data Point	-	-	-	-	-	-	-	-	-	-	2	-	-	-	-	-	-	-	-	-	-	-	-	-	-	-	-

機電裝置數量說明表 Schedule of Mechanical &amp; Electrical Provisions

樓層 Floor		藍塘道31號B單位 Unit B, No. 31 Blue Pool Road			藍塘道33號A單位 Unit A, No. 33 Blue Pool Road			藍塘道33號B單位 Unit B, No. 33 Blue Pool Road			藍塘道35號A單位 Unit A, No. 35 Blue Pool Road			藍塘道35號B單位 Unit B, No. 35 Blue Pool Road			藍塘道37號A單位 Unit A, No. 37 Blue Pool Road			藍塘道37號B單位 Unit B, No. 37 Blue Pool Road			藍塘道39號A單位 Unit A, No. 39 Blue Pool Road			藍塘道39號B單位 Unit B, No. 39 Blue Pool Road			
		地下 G/F	1樓至 2樓 1/F- 2/F	天台 R/F	地下 G/F	1樓至 2樓 1/F- 2/F	天台 R/F	地下 G/F	1樓至 2樓 1/F- 2/F	天台 R/F	地下 G/F	1樓至 2樓 1/F- 2/F	天台 R/F	地下 G/F	1樓至 2樓 1/F- 2/F	天台 R/F	地下 G/F	1樓至 2樓 1/F- 2/F	天台 R/F	地下 G/F	1樓至 2樓 1/F- 2/F	天台 R/F	地下 G/F	1樓至 2樓 1/F- 2/F	天台 R/F	地下 G/F	1樓至 2樓 1/F- 2/F	天台 R/F	
遊戲房 Games Room	電視/電台天線插座 TV/FM Outlet	-	1	-	-	-	-	-	-	-	-	-	-	-	-	-	-	-	-	-	-	-	-	-	-	-	-	-	
	電話插座 Telephone Outlet	-	2	-	-	-	-	-	-	-	-	-	-	-	-	-	-	-	-	-	-	-	-	-	-	-	-	-	
	家居自動化控制屏 HA Control Panel	-	1	-	-	-	-	-	-	-	-	-	-	-	-	-	-	-	-	-	-	-	-	-	-	-	-	-	
	單位電插座 13A Socket Outlet	-	3	-	-	-	-	-	-	-	-	-	-	-	-	-	-	-	-	-	-	-	-	-	-	-	-	-	
	雙位電插座 13A Twin Socket Outlet	-	4	-	-	-	-	-	-	-	-	-	-	-	-	-	-	-	-	-	-	-	-	-	-	-	-	-	
	燈位 Lighting Point	-	16	-	-	-	-	-	-	-	-	-	-	-	-	-	-	-	-	-	-	-	-	-	-	-	-	-	-
	燈掣 Lighting Switch	-	0	-	-	-	-	-	-	-	-	-	-	-	-	-	-	-	-	-	-	-	-	-	-	-	-	-	
	廣播系統 Public Address System	-	1	-	-	-	-	-	-	-	-	-	-	-	-	-	-	-	-	-	-	-	-	-	-	-	-	-	-
健身室 Gym Room	電視/電台天線插座 TV/FM Outlet	-	0	-	-	-	-	-	-	-	-	-	-	-	-	-	-	-	-	-	-	-	-	-	-	-	-	-	
	電話插座 Telephone Outlet	-	1	-	-	-	-	-	-	-	-	-	-	-	-	-	-	-	-	-	-	-	-	-	-	-	-	-	
	家居自動化控制屏 HA Control Panel	-	1	-	-	-	-	-	-	-	-	-	-	-	-	-	-	-	-	-	-	-	-	-	-	-	-	-	
	單位電插座 13A Socket Outlet	-	5	-	-	-	-	-	-	-	-	-	-	-	-	-	-	-	-	-	-	-	-	-	-	-	-	-	
	雙位電插座 13A Twin Socket Outlet	-	0	-	-	-	-	-	-	-	-	-	-	-	-	-	-	-	-	-	-	-	-	-	-	-	-	-	
	窗簾掣位 Curtain / Blind Switch	-	0	-	-	-	-	-	-	-	-	-	-	-	-	-	-	-	-	-	-	-	-	-	-	-	-	-	
	燈位 Lighting Point	-	13	-	-	-	-	-	-	-	-	-	-	-	-	-	-	-	-	-	-	-	-	-	-	-	-	-	
	燈掣 Lighting Switch	-	0	-	-	-	-	-	-	-	-	-	-	-	-	-	-	-	-	-	-	-	-	-	-	-	-	-	
廣播系統 Public Address System	-	1	-	-	-	-	-	-	-	-	-	-	-	-	-	-	-	-	-	-	-	-	-	-	-	-	-		

機電裝置數量說明表 Schedule of Mechanical &amp; Electrical Provisions

		藍塘道31號B單位 Unit B, No. 31 Blue Pool Road			藍塘道33號A單位 Unit A, No. 33 Blue Pool Road			藍塘道33號B單位 Unit B, No. 33 Blue Pool Road			藍塘道35號A單位 Unit A, No. 35 Blue Pool Road			藍塘道35號B單位 Unit B, No. 35 Blue Pool Road			藍塘道37號A單位 Unit A, No. 37 Blue Pool Road			藍塘道37號B單位 Unit B, No. 37 Blue Pool Road			藍塘道39號A單位 Unit A, No. 39 Blue Pool Road			藍塘道39號B單位 Unit B, No. 39 Blue Pool Road			
樓層 Floor		地下 G/F	1樓至 2樓 1/F- 2/F	天台 R/F	地下 G/F	1樓至 2樓 1/F- 2/F	天台 R/F	地下 G/F	1樓至 2樓 1/F- 2/F	天台 R/F	地下 G/F	1樓至 2樓 1/F- 2/F	天台 R/F	地下 G/F	1樓至 2樓 1/F- 2/F	天台 R/F	地下 G/F	1樓至 2樓 1/F- 2/F	天台 R/F	地下 G/F	1樓至 2樓 1/F- 2/F	天台 R/F	地下 G/F	1樓至 2樓 1/F- 2/F	天台 R/F	地下 G/F	1樓至 2樓 1/F- 2/F	天台 R/F	
衣帽間 Closet	家居自動化控制屏 HA Control Panel	-	-	-	-	0	-	-	0	-	-	-	-	-	0	-	-	1	-	-	0	-	-	0	-	-	-	-	-
	單位電插座 13A Socket Outlet	-	-	-	-	0	-	-	4	-	-	-	-	-	4	-	-	0	-	-	4	-	-	4	-	-	-	-	
	雙位電插座 13A Twin Socket Outlet	-	-	-	-	0	-	-	0	-	-	-	-	-	0	-	-	1	-	-	0	-	-	0	-	-	-	-	
	燈位 Lighting Point	-	-	-	-	2	-	-	2	-	-	-	-	-	2	-	-	14	-	-	2	-	-	2	-	-	-	-	
	燈掣 Lighting Switch	-	-	-	-	3	-	-	0	-	-	-	-	-	0	-	-	2	-	-	0	-	-	0	-	-	-	-	
衣帽間 Walk-in Closet	單位電插座 13A Socket Outlet	-	-	-	-	-	-	-	-	-	-	3	-	-	-	-	-	-	-	-	-	-	-	-	-	-	-	-	
	雙位電插座 13A Twin Socket Outlet	-	-	-	-	-	-	-	-	-	-	1	-	-	-	-	-	-	-	-	-	-	-	-	-	-	-	-	
	燈位 Lighting Point	-	-	-	-	-	-	-	-	-	-	24	-	-	-	-	-	-	-	-	-	-	-	-	-	-	-	-	
	燈掣 Lighting Switch	-	-	-	-	-	-	-	-	-	-	1	-	-	-	-	-	-	-	-	-	-	-	-	-	-	-	-	
	冷氣掣 A/C Switch	-	-	-	-	-	-	-	-	-	-	1	-	-	-	-	-	-	-	-	-	-	-	-	-	-	-	-	
主人睡房 旁的衣帽間 Walk-in Closet beside Master Bedroom	單位電插座 13A Socket Outlet	-	-	-	-	-	-	-	-	-	-	-	-	-	-	-	-	-	-	-	-	-	-	-	-	14	-		
	燈位 Lighting Point	-	-	-	-	-	-	-	-	-	-	-	-	-	-	-	-	-	-	-	-	-	-	-	9	-	-		
	燈掣 Lighting Switch	-	-	-	-	-	-	-	-	-	-	-	-	-	-	-	-	-	-	-	-	-	-	-	2	-	-		
睡房1旁 的衣帽間 Walk-in Closet beside Bedroom 1	單位電插座 13A Socket Outlet	-	-	-	-	-	-	-	-	-	-	-	-	-	-	-	-	-	-	-	-	-	-	-	-	2	-		
	雙位電插座 13A Twin Socket Outlet	-	-	-	-	-	-	-	-	-	-	-	-	-	-	-	-	-	-	-	-	-	-	-	-	1	-		
	燈位 Lighting Point	-	-	-	-	-	-	-	-	-	-	-	-	-	-	-	-	-	-	-	-	-	-	-	-	2	-		

機電裝置數量說明表 Schedule of Mechanical &amp; Electrical Provisions

		藍塘道31號B單位 Unit B, No. 31 Blue Pool Road			藍塘道33號A單位 Unit A, No. 33 Blue Pool Road			藍塘道33號B單位 Unit B, No. 33 Blue Pool Road			藍塘道35號A單位 Unit A, No. 35 Blue Pool Road			藍塘道35號B單位 Unit B, No. 35 Blue Pool Road			藍塘道37號A單位 Unit A, No. 37 Blue Pool Road			藍塘道37號B單位 Unit B, No. 37 Blue Pool Road			藍塘道39號A單位 Unit A, No. 39 Blue Pool Road			藍塘道39號B單位 Unit B, No. 39 Blue Pool Road			
樓層 Floor		地下 G/F	1樓至 2樓 1/F- 2/F	天台 R/F	地下 G/F	1樓至 2樓 1/F- 2/F	天台 R/F	地下 G/F	1樓至 2樓 1/F- 2/F	天台 R/F	地下 G/F	1樓至 2樓 1/F- 2/F	天台 R/F	地下 G/F	1樓至 2樓 1/F- 2/F	天台 R/F	地下 G/F	1樓至 2樓 1/F- 2/F	天台 R/F	地下 G/F	1樓至 2樓 1/F- 2/F	天台 R/F	地下 G/F	1樓至 2樓 1/F- 2/F	天台 R/F	地下 G/F	1樓至 2樓 1/F- 2/F	天台 R/F	
睡房1旁的衣帽間 Walk-in Closet beside Bedroom 1	燈掣 Lighting Switch	-	-	-	-	2	-	-	-	-	-	-	-	-	-	-	-	-	-	-	-	-	-	-	-	-	-	1	-
	抽氣扇掣 Exhaust Fan Switch	-	-	-	-	1	-	-	-	-	-	-	-	-	-	-	-	-	-	-	-	-	-	-	-	-	-	-	-
	地板暖氣控制器 Floor Heater Controller	-	-	-	-	1	-	-	-	-	-	-	-	-	-	-	-	-	-	-	-	-	-	-	-	-	-	-	-
步入式衣帽間 1 Walk-in Closet 1	家居自動化控制屏 HA Control Panel	-	0	-	-	-	-	-	-	-	-	-	-	-	-	-	-	-	-	-	-	-	-	-	-	-	-	-	-
	單位電插座 13A Socket Outlet	-	1	-	-	-	-	-	-	-	-	-	-	-	-	-	-	-	-	-	-	-	-	-	-	-	-	-	-
	雙位電插座 13A Twin Socket Outlet	-	1	-	-	-	-	-	-	-	-	-	-	-	-	-	-	-	-	-	-	-	-	-	-	-	-	-	-
	燈位 Lighting Point	-	13	-	-	-	-	-	-	-	-	-	-	-	-	-	-	-	-	-	-	-	-	-	-	-	-	-	-
	燈掣 Lighting Switch	-	0	-	-	-	-	-	-	-	-	-	-	-	-	-	-	-	-	-	-	-	-	-	-	-	-	-	-
步入式衣帽間 2 Walk-in Closet 2	家居自動化控制屏 HA Control Panel	-	0	-	-	-	-	-	-	-	-	-	-	-	-	-	-	-	-	-	-	-	-	-	-	-	-	-	-
	單位電插座 13A Socket Outlet	-	0	-	-	-	-	-	-	-	-	-	-	-	-	-	-	-	-	-	-	-	-	-	-	-	-	-	-
	雙位電插座 13A Twin Socket Outlet	-	1	-	-	-	-	-	-	-	-	-	-	-	-	-	-	-	-	-	-	-	-	-	-	-	-	-	-
	燈位 Lighting Point	-	6	-	-	-	-	-	-	-	-	-	-	-	-	-	-	-	-	-	-	-	-	-	-	-	-	-	-
	燈掣 Lighting Switch	-	0	-	-	-	-	-	-	-	-	-	-	-	-	-	-	-	-	-	-	-	-	-	-	-	-	-	-
主人房 步入式 衣帽間(男) Walk-in Closet beside Master Bedroom (His)	單位電插座 13A Socket Outlet	-	-	-	-	0	-	-	-	-	-	-	-	-	-	-	-	-	-	-	-	-	-	-	-	-	-	-	
	雙位電插座 13A Twin Socket Outlet	-	-	-	-	0	-	-	-	-	-	-	-	-	-	-	-	-	-	-	-	-	-	-	-	-	-	-	
	燈位 Lighting Point	-	-	-	-	2	-	-	-	-	-	-	-	-	-	-	-	-	-	-	-	-	-	-	-	-	-	-	
	燈掣 Lighting Switch	-	-	-	-	1	-	-	-	-	-	-	-	-	-	-	-	-	-	-	-	-	-	-	-	-	-	-	



機電裝置數量說明表 Schedule of Mechanical & Electrical Provisions

		藍塘道31號B單位 Unit B, No. 31 Blue Pool Road			藍塘道33號A單位 Unit A, No. 33 Blue Pool Road			藍塘道33號B單位 Unit B, No. 33 Blue Pool Road			藍塘道35號A單位 Unit A, No. 35 Blue Pool Road			藍塘道35號B單位 Unit B, No. 35 Blue Pool Road			藍塘道37號A單位 Unit A, No. 37 Blue Pool Road			藍塘道37號B單位 Unit B, No. 37 Blue Pool Road			藍塘道39號A單位 Unit A, No. 39 Blue Pool Road			藍塘道39號B單位 Unit B, No. 39 Blue Pool Road			
樓層 Floor		地下 G/F	1樓至 2樓 1/F- 2/F	天台 R/F	地下 G/F	1樓至 2樓 1/F- 2/F	天台 R/F	地下 G/F	1樓至 2樓 1/F- 2/F	天台 R/F	地下 G/F	1樓至 2樓 1/F- 2/F	天台 R/F	地下 G/F	1樓至 2樓 1/F- 2/F	天台 R/F	地下 G/F	1樓至 2樓 1/F- 2/F	天台 R/F	地下 G/F	1樓至 2樓 1/F- 2/F	天台 R/F	地下 G/F	1樓至 2樓 1/F- 2/F	天台 R/F	地下 G/F	1樓至 2樓 1/F- 2/F	天台 R/F	
主人房 步入式 衣帽間(女) Walk-in Closet beside Master Bedroom (Her)	單位電插座 13A Socket Outlet	-	-	-	-	1	-	-	-	-	-	-	-	-	-	-	-	-	-	-	-	-	-	-	-	-	-	-	-
	雙位電插座 13A Twin Socket Outlet	-	-	-	-	0	-	-	-	-	-	-	-	-	-	-	-	-	-	-	-	-	-	-	-	-	-	-	-
	燈位 Lighting Point	-	-	-	-	4	-	-	-	-	-	-	-	-	-	-	-	-	-	-	-	-	-	-	-	-	-	-	-
	燈掣 Lighting Switch	-	-	-	-	1	-	-	-	-	-	-	-	-	-	-	-	-	-	-	-	-	-	-	-	-	-	-	-
睡房3 步入式 衣帽間 Walk-in Closet beside Bedroom 3	單位電插座 13A Socket Outlet	-	-	-	-	1	-	-	-	-	-	-	-	-	-	-	-	-	-	-	-	-	-	-	-	-	-	-	-
	雙位電插座 13A Twin Socket Outlet	-	-	-	-	0	-	-	-	-	-	-	-	-	-	-	-	-	-	-	-	-	-	-	-	-	-	-	-
	燈位 Lighting Point	-	-	-	-	4	-	-	-	-	-	-	-	-	-	-	-	-	-	-	-	-	-	-	-	-	-	-	-
	燈掣 Lighting Switch	-	-	-	-	1	-	-	-	-	-	-	-	-	-	-	-	-	-	-	-	-	-	-	-	-	-	-	-
室內樓梯 Internal Staircase	單位電插座 13A Socket Outlet	-	-	-	0	4	0	1	4	1	1	3	0	1	4	1	3	4	0	1	4	1	1	4	1	1	1	1	1
	雙位電插座 13A Twin Socket Outlet	-	-	-	0	0	0	0	0	0	0	0	0	0	0	0	0	0	1	0	0	0	0	0	0	0	5	1	
	燈位 Lighting Point	-	-	-	2	18	5	0	4	2	1	12	2	0	4	2	4	9	4	0	4	2	0	4	2	17	33	21	
	燈掣 Lighting Switch	-	-	-	0	2	3	0	1	4	0	3	1	0	1	4	1	2	2	0	1	4	0	1	4	0	6	0	
	緊急求救警鐘 Panic Alarm	-	-	-	0	0	0	-	-	-	-	-	-	-	-	-	-	-	-	-	-	-	-	-	-	0	1	0	
	窗簾掣位 Curtain / Blind Switch	-	-	-	0	0	0	-	-	-	0	1	0	-	-	-	-	-	-	-	-	-	-	-	-	0	2	0	
室內樓梯 Internal Staircase	家居智能控制器 HA Control Panel	-	-	-	-	-	-	-	-	-	-	-	-	-	-	-	-	-	-	-	-	-	-	-	-	0	1	0	
	閉路電視 CCTV	-	-	-	0	0	1	-	-	-	-	-	-	-	-	-	-	-	-	-	-	-	-	-	-	0	0	1	
	冷氣掣 A/C Switch	-	-	-	0	1	1	-	-	-	-	-	-	-	-	-	-	-	-	-	-	-	-	-	-	-	-	-	

機電裝置數量說明表 Schedule of Mechanical &amp; Electrical Provisions

		藍塘道31號B單位 Unit B, No. 31 Blue Pool Road			藍塘道33號A單位 Unit A, No. 33 Blue Pool Road			藍塘道33號B單位 Unit B, No. 33 Blue Pool Road			藍塘道35號A單位 Unit A, No. 35 Blue Pool Road			藍塘道35號B單位 Unit B, No. 35 Blue Pool Road			藍塘道37號A單位 Unit A, No. 37 Blue Pool Road			藍塘道37號B單位 Unit B, No. 37 Blue Pool Road			藍塘道39號A單位 Unit A, No. 39 Blue Pool Road			藍塘道39號B單位 Unit B, No. 39 Blue Pool Road				
樓層 Floor		地下 G/F	1樓至 2樓 1/F- 2/F	天台 R/F	地下 G/F	1樓至 2樓 1/F- 2/F	天台 R/F	地下 G/F	1樓至 2樓 1/F- 2/F	天台 R/F	地下 G/F	1樓至 2樓 1/F- 2/F	天台 R/F	地下 G/F	1樓至 2樓 1/F- 2/F	天台 R/F	地下 G/F	1樓至 2樓 1/F- 2/F	天台 R/F	地下 G/F	1樓至 2樓 1/F- 2/F	天台 R/F	地下 G/F	1樓至 2樓 1/F- 2/F	天台 R/F	地下 G/F	1樓至 2樓 1/F- 2/F	天台 R/F		
一樓、 二樓樓梯 及梯屋 1/F, 2/F Staircase and stairhood	單位電插座 13A Socket Outlet	0	1	1	-	-	-	-	-	-	-	-	-	-	-	-	-	-	-	-	-	-	-	-	-	-	-	-	-	
	雙位電插座 13A Twin Socket Outlet	0	0	0	-	-	-	-	-	-	-	-	-	-	-	-	-	-	-	-	-	-	-	-	-	-	-	-	-	
	燈位 Lighting Point	0	8	5	-	-	-	-	-	-	-	-	-	-	-	-	-	-	-	-	-	-	-	-	-	-	-	-	-	-
	燈掣 Lighting Switch	0	1	0	-	-	-	-	-	-	-	-	-	-	-	-	-	-	-	-	-	-	-	-	-	-	-	-	-	-
	緊急求救警鐘 Panic Alarm	0	1	0	-	-	-	-	-	-	-	-	-	-	-	-	-	-	-	-	-	-	-	-	-	-	-	-	-	-
	窗簾掣位 Curtain / Blind Switch	0	0	0	-	-	-	-	-	-	-	-	-	-	-	-	-	-	-	-	-	-	-	-	-	-	-	-	-	-
	家居智能控制器 HA Control Panel	0	0	0	-	-	-	-	-	-	-	-	-	-	-	-	-	-	-	-	-	-	-	-	-	-	-	-	-	-
閉路電視 CCTV	0	0	1	-	-	-	-	-	-	-	-	-	-	-	-	-	-	-	-	-	-	-	-	-	-	-	-	-	-	
露台 Balcony	耐風雨單位電插座 Weatherproof Socket Outlet	0	1	0	0	1	0	0	1	-	0	1	-	0	1	-	0	1	-	0	1	-	0	1	-	0	-	1	-	
	燈掣 Lighting Switch	0	0	0	-	-	-	-	-	-	-	-	-	-	-	-	-	-	-	-	-	-	-	-	-	-	-	-	-	
廚房 Kitchen	電視/電台天線插座 TV/FM Outlet	0	-	-	1	-	-	1	-	-	1	0	-	1	-	-	1	-	-	1	-	-	1	-	-	1	0	-	-	
	電話插座 Telephone Outlet	0	-	-	0	-	-	1	-	-	1	0	-	1	-	-	1	-	-	1	-	-	1	-	-	1	1	-	-	
	大門視像電話 Video Door Phone	0	-	-	1	-	-	1	-	-	1	1	-	1	-	-	0	-	-	1	-	-	1	-	-	1	1	-	-	
	電腦及電話插座 Network & Telephone Outlet	1	-	-	0	-	-	-	-	-	-	-	-	-	-	-	-	-	-	-	-	-	-	-	-	-	-	-	-	
	具有小顯示器的視像 對話 Video Door Phone Handset with Small Monitor	1	1	-	-	-	-	-	-	-	-	-	-	-	-	-	-	-	-	-	-	-	-	-	-	-	-	-	-	
	家居自動化控制屏 HA Control Panel	1	-	-	0	-	-	0	-	-	0	-	-	0	-	-	1	-	-	0	-	-	0	-	-	0	-	-	-	
單位電插座 13A Socket Outlet	9	7	-	0	-	-	-	-	-	-	6	8	-	-	-	-	-	-	-	-	-	-	-	-	-	-	-	-		

機電裝置數量說明表 Schedule of Mechanical &amp; Electrical Provisions

		藍塘道31號B單位 Unit B, No. 31 Blue Pool Road			藍塘道33號A單位 Unit A, No. 33 Blue Pool Road			藍塘道33號B單位 Unit B, No. 33 Blue Pool Road			藍塘道35號A單位 Unit A, No. 35 Blue Pool Road			藍塘道35號B單位 Unit B, No. 35 Blue Pool Road			藍塘道37號A單位 Unit A, No. 37 Blue Pool Road			藍塘道37號B單位 Unit B, No. 37 Blue Pool Road			藍塘道39號A單位 Unit A, No. 39 Blue Pool Road			藍塘道39號B單位 Unit B, No. 39 Blue Pool Road			
樓層 Floor		地下 G/F	1樓至 2樓 1/F- 2/F	天台 R/F	地下 G/F	1樓至 2樓 1/F- 2/F	天台 R/F	地下 G/F	1樓至 2樓 1/F- 2/F	天台 R/F	地下 G/F	1樓至 2樓 1/F- 2/F	天台 R/F	地下 G/F	1樓至 2樓 1/F- 2/F	天台 R/F	地下 G/F	1樓至 2樓 1/F- 2/F	天台 R/F	地下 G/F	1樓至 2樓 1/F- 2/F	天台 R/F	地下 G/F	1樓至 2樓 1/F- 2/F	天台 R/F	地下 G/F	1樓至 2樓 1/F- 2/F	天台 R/F	
廚房 Kitchen	單位電插座 供電器設備 13A Socket Outlet for Appliances	-	-	-	6	-	-	6	-	-	-	-	-	6	-	-	6	-	-	6	-	-	6	-	-	6	5	-	
	雙位電插座 13A Twin Socket Outlet	2	3	-	2	-	-	2	-	-	2	5	-	2	-	-	2	-	-	2	-	-	2	-	-	2	8	-	
	煤氣熱水爐控制 Remote Controller for Gas Water Heater	8	-	-	4	-	-	4	-	-	4	-	-	4	-	-	4	-	-	4	-	-	4	-	-	4	-	-	
	中央冷氣機控制器 Central A/C Controller	1	-	-	1	-	-	1	-	-	1	-	-	1	-	-	1	-	-	1	-	-	1	-	-	1	-	-	
	洗衣機接駁點(來水位) Washing Machine Connection Point (Water Inlet)	0	2	-	1	-	-	1	-	-	1	2	-	1	-	-	1	-	-	1	-	-	1	-	-	1	2	-	
	洗衣機接駁點(去水位) Washing Machine Connection Point (Water Outlet)	0	2	-	1	-	-	1	-	-	1	2	-	1	-	-	1	-	-	1	-	-	1	-	-	1	2	-	
	抽氣扇 Exhaust Fan	2	1	-	1	-	-	1	-	-	1	1	-	1	-	-	1	-	-	1	-	-	1	-	-	1	1	-	
	燈位 Lighting Point	28	8	-	13	-	-	13	-	-	13	5	-	13	-	-	20	-	-	13	-	-	13	-	-	13	3	-	
	20A接線蘇 供電器設備 20A Connection Unit for Appliance	4	-	-	4	-	-	4	-	-	4	-	-	4	-	-	4	-	-	4	-	-	4	-	-	4	-	-	
	排煙罩開關掣 Exhaust Hood Fan Switch	0	-	-	2	-	-	2	-	-	2	-	-	2	-	-	2	-	-	2	-	-	2	-	-	2	-	-	
	電器設備開關掣 Switch for Appliance	0	-	-	1	-	-	1	-	-	1	-	-	1	-	-	1	-	-	1	-	-	1	-	-	1	-	-	
	燈掣 Lighting Switch	4	1	-	0	-	-	2	-	-	2	1	-	2	-	-	0	-	-	2	-	-	2	-	-	2	1	1	-
	抽氣扇開關 Exhaust Fan Switch	2	1	-	1	-	-	-	-	-	-	-	-	-	-	-	-	-	-	-	-	-	-	-	-	-	1	1	-
	緊急求救警鐘 Panic Alarm	-	1	-	-	-	-	-	-	-	-	-	-	-	-	-	-	-	-	-	-	-	-	-	-	-	-	-	
閉路電視控制裝置 CCTV Control Set	-	-	-	-	-	-	-	-	-	-	-	-	-	-	-	-	-	-	-	-	-	-	-	-	-	1	-		

機電裝置數量說明表 Schedule of Mechanical &amp; Electrical Provisions

		藍塘道31號B單位 Unit B, No. 31 Blue Pool Road			藍塘道33號A單位 Unit A, No. 33 Blue Pool Road			藍塘道33號B單位 Unit B, No. 33 Blue Pool Road			藍塘道35號A單位 Unit A, No. 35 Blue Pool Road			藍塘道35號B單位 Unit B, No. 35 Blue Pool Road			藍塘道37號A單位 Unit A, No. 37 Blue Pool Road			藍塘道37號B單位 Unit B, No. 37 Blue Pool Road			藍塘道39號A單位 Unit A, No. 39 Blue Pool Road			藍塘道39號B單位 Unit B, No. 39 Blue Pool Road			
樓層 Floor		地下 G/F	1樓至 2樓 1/F- 2/F	天台 R/F	地下 G/F	1樓至 2樓 1/F- 2/F	天台 R/F	地下 G/F	1樓至 2樓 1/F- 2/F	天台 R/F	地下 G/F	1樓至 2樓 1/F- 2/F	天台 R/F	地下 G/F	1樓至 2樓 1/F- 2/F	天台 R/F	地下 G/F	1樓至 2樓 1/F- 2/F	天台 R/F	地下 G/F	1樓至 2樓 1/F- 2/F	天台 R/F	地下 G/F	1樓至 2樓 1/F- 2/F	天台 R/F	地下 G/F	1樓至 2樓 1/F- 2/F	天台 R/F	
廚房 Kitchen	電梯監督面板 Lift Supervision Panel	-	-	-	-	-	-	-	-	-	-	-	-	-	-	-	-	-	-	-	-	-	-	-	-	-	-	1	-
	塑型斷路器配電箱 MCCB Distribution Board	-	-	-	-	-	-	-	-	-	-	-	-	-	-	-	-	-	-	-	-	-	-	-	-	-	-	1	-
主人浴室 Master Bathroom	電視/電台天線插座 TV/FM Outlet	-	-	-	-	0	-	-	1	-	-	1	-	-	1	-	-	1	-	-	1	-	-	1	-	-	0	-	
	電話插座 Telephone Outlet	-	-	-	-	0	-	-	1	-	-	0	-	-	1	-	-	0	-	-	1	-	-	1	-	-	0	-	
	32A TPN Isolator	-	-	-	-	-	-	-	-	-	-	-	-	-	-	-	-	-	-	-	-	-	-	-	-	-	1	-	
	單位電插座 供電器設備 13A Socket Outlet for Appliances	-	-	-	-	0	-	-	1	-	-	-	-	-	1	-	-	1	-	-	1	-	-	1	-	-	0	-	
	單位電插座 13A Socket Outlet	-	-	-	-	2	-	-	1	-	-	-	-	-	1	-	-	1	-	-	1	-	-	1	-	-	2	-	
	雙位電插座 13A Twin Socket Outlet	-	-	-	-	-	-	-	-	-	-	1	-	-	-	-	-	-	-	-	-	-	-	-	-	-	-	-	
	抽氣扇 Exhaust Fan	-	-	-	-	1	-	-	1	-	-	1	-	-	1	-	-	1	-	-	1	-	-	1	-	-	1	-	
	地板暖氣控制器 Floor Heater Controller	-	-	-	-	1	-	-	0	-	-	-	-	-	0	-	-	1	-	-	1	-	-	1	-	-	0	-	
	燈位 Lighting Point	-	-	-	-	8	-	-	8	-	-	11	-	-	8	-	-	8	-	-	8	-	-	8	-	-	8	-	
	燈掣 Lighting Switch	-	-	-	-	2	-	-	-	-	-	2	-	-	-	-	-	-	-	-	-	-	-	-	-	-	-	2	-
	窗簾掣位 Curtain / Blind Switch	-	-	-	-	1	-	-	-	-	-	1	-	-	-	-	-	-	-	-	-	-	-	-	-	-	-	1	-
	數據插座 Data Point	-	-	-	-	-	-	-	-	-	-	1	-	-	-	-	-	-	-	-	-	-	-	-	-	-	-	-	-
	隔離器 Isolator	-	-	-	-	2	-	-	-	-	-	-	-	-	-	-	-	-	-	-	-	-	-	-	-	-	-	-	-
	浴室換氣暖風機 Thermo Ventilator	-	-	-	-	1	-	-	-	-	-	-	-	-	-	-	-	-	-	-	-	-	-	-	-	-	-	-	-
加熱毛巾架 Heat Towel Rail	-	-	-	-	1	-	-	-	-	-	-	-	-	-	-	-	-	-	-	-	-	-	-	-	-	-	-	-	

機電裝置數量說明表 Schedule of Mechanical &amp; Electrical Provisions

		藍塘道31號B單位 Unit B, No. 31 Blue Pool Road			藍塘道33號A單位 Unit A, No. 33 Blue Pool Road			藍塘道33號B單位 Unit B, No. 33 Blue Pool Road			藍塘道35號A單位 Unit A, No. 35 Blue Pool Road			藍塘道35號B單位 Unit B, No. 35 Blue Pool Road			藍塘道37號A單位 Unit A, No. 37 Blue Pool Road			藍塘道37號B單位 Unit B, No. 37 Blue Pool Road			藍塘道39號A單位 Unit A, No. 39 Blue Pool Road			藍塘道39號B單位 Unit B, No. 39 Blue Pool Road		
樓層 Floor		地下 G/F	1樓至 2樓 1/F- 2/F	天台 R/F	地下 G/F	1樓至 2樓 1/F- 2/F	天台 R/F	地下 G/F	1樓至 2樓 1/F- 2/F	天台 R/F	地下 G/F	1樓至 2樓 1/F- 2/F	天台 R/F	地下 G/F	1樓至 2樓 1/F- 2/F	天台 R/F	地下 G/F	1樓至 2樓 1/F- 2/F	天台 R/F	地下 G/F	1樓至 2樓 1/F- 2/F	天台 R/F	地下 G/F	1樓至 2樓 1/F- 2/F	天台 R/F	地下 G/F	1樓至 2樓 1/F- 2/F	天台 R/F
浴室 1 Bathroom 1	電視/電台天線插座 TV/FM Outlet	-	0	-	-	0	-	-	1	-	-	0	-	-	1	-	-	1	-	-	1	-	-	1	-	-	0	-
	電話插座 Telephone Outlet	-	0	-	-	0	-	-	1	-	-	0	-	-	1	-	-	0	-	-	1	-	-	1	-	-	0	-
	單位電插座 供電器設備 13A Socket Outlet for Appliances	-	0	-	-	0	-	-	1	-	-	-	-	-	1	-	-	1	-	-	1	-	-	1	-	-	1	-
	單位電插座 13A Socket Outlet	-	1	-	-	1	-	-	1	-	-	1	-	-	1	-	-	1	-	-	1	-	-	1	-	-	1	-
	雙位電插座 13A Twin Socket Outlet	-	0	-	-	0	-	-	-	-	-	-	-	-	-	-	-	-	-	-	-	-	-	-	-	-	-	-
	抽氣扇 Exhaust Fan	-	1	-	-	1	-	-	1	-	-	1	-	-	1	-	-	1	-	-	1	-	-	1	-	-	1	-
	地板暖氣控制器 Floor Heater Controller	-	1	-	-	1	-	-	0	-	-	-	-	-	0	-	-	1	-	-	1	-	-	1	-	-	0	-
	加熱毛巾架開關掣 Heat Towel Rail Control Switch	-	1	-	-	-	-	-	-	-	-	-	-	-	-	-	-	-	-	-	-	-	-	-	-	-	-	-
	燈位 Lighting Point	-	5	-	-	2	-	-	13	-	-	5	-	-	13	-	-	4	-	-	13	-	-	13	-	-	4	-
	燈掣 Lighting Switch	-	2	-	-	-	-	-	-	-	-	2	-	-	-	-	-	-	-	-	-	-	-	-	-	-	2	-
	隔離器 Isolator	-	-	-	-	0	-	-	-	-	-	-	-	-	-	-	-	-	-	-	-	-	-	-	-	-	-	-
	浴室換氣暖風機 Thermo Ventilator	-	-	-	-	1	-	-	-	-	-	-	-	-	-	-	-	-	-	-	-	-	-	-	-	-	-	-
加熱毛巾架 Heat Towel Rail	-	-	-	-	1	-	-	-	-	-	-	-	-	-	-	-	-	-	-	-	-	-	-	-	-	-	-	
浴室 2 Bathroom 2	電視/電台天線插座 TV/FM Outlet	-	0	-	-	0	-	-	1	-	-	0	-	-	1	-	-	1	-	-	1	-	-	1	-	-	0	-
	電話插座 Telephone Outlet	-	0	-	-	0	-	-	1	-	-	0	-	-	1	-	-	0	-	-	1	-	-	1	-	-	0	-
	單位電插座 供電器設備 13A Socket Outlet for Appliances	-	0	-	-	0	-	-	1	-	-	-	-	-	1	-	-	1	-	-	1	-	-	1	-	-	1	-



機電裝置數量說明表 Schedule of Mechanical &amp; Electrical Provisions

		藍塘道31號B單位 Unit B, No. 31 Blue Pool Road			藍塘道33號A單位 Unit A, No. 33 Blue Pool Road			藍塘道33號B單位 Unit B, No. 33 Blue Pool Road			藍塘道35號A單位 Unit A, No. 35 Blue Pool Road			藍塘道35號B單位 Unit B, No. 35 Blue Pool Road			藍塘道37號A單位 Unit A, No. 37 Blue Pool Road			藍塘道37號B單位 Unit B, No. 37 Blue Pool Road			藍塘道39號A單位 Unit A, No. 39 Blue Pool Road			藍塘道39號B單位 Unit B, No. 39 Blue Pool Road			
樓層 Floor		地下 G/F	1樓至 2樓 1/F- 2/F	天台 R/F	地下 G/F	1樓至 2樓 1/F- 2/F	天台 R/F	地下 G/F	1樓至 2樓 1/F- 2/F	天台 R/F	地下 G/F	1樓至 2樓 1/F- 2/F	天台 R/F	地下 G/F	1樓至 2樓 1/F- 2/F	天台 R/F	地下 G/F	1樓至 2樓 1/F- 2/F	天台 R/F	地下 G/F	1樓至 2樓 1/F- 2/F	天台 R/F	地下 G/F	1樓至 2樓 1/F- 2/F	天台 R/F	地下 G/F	1樓至 2樓 1/F- 2/F	天台 R/F	
浴室 2 Bathroom 2	單位電插座 13A Socket Outlet	-	0	-	-	1	-	-	1	-	-	-	-	-	1	-	-	1	-	-	1	-	-	1	-	-	1	-	
	雙位電插座 13A Twin Socket Outlet	-	0	-	-	0	-	-	-	-	-	1	-	-	-	-	-	-	-	-	-	-	-	-	-	-	-	-	
	窗廉掣位 Curtain / Blind Switch	-	1	-	-	1	-	-	-	-	-	-	-	-	-	-	-	-	-	-	-	-	-	-	-	-	1	-	
	抽氣扇 Exhaust Fan	-	1	-	-	1	-	-	1	-	-	1	-	-	1	-	-	1	-	-	1	-	-	1	-	-	1	-	
	地板暖氣控制器 Floor Heater Controller	-	1	-	-	1	-	-	0	-	-	-	-	-	0	-	-	1	-	-	1	-	-	1	-	-	0	-	
	加熱毛巾架開關掣 Heat Towel Rail Control Switch	-	1	-	-	-	-	-	-	-	-	-	-	-	-	-	-	-	-	-	-	-	-	-	-	-	-	-	-
	燈位 Lighting Point	-	11	-	-	4	-	-	12	-	-	7	-	-	12	-	-	6	-	-	12	-	-	12	-	-	3	-	
	燈掣 Lighting Switch	-	2	-	-	0	-	-	-	-	-	2	-	-	-	-	-	-	-	-	-	-	-	-	-	-	2	-	
	隔離器 Isolator	-	-	-	-	1	-	-	-	-	-	-	-	-	-	-	-	-	-	-	-	-	-	-	-	-	-	-	-
	浴室換氣暖風機 Thermo Ventilator	-	-	-	-	1	-	-	-	-	-	-	-	-	-	-	-	-	-	-	-	-	-	-	-	-	-	-	-
加熱毛巾架 Heat Towel Rail	-	-	-	-	1	-	-	-	-	-	-	-	-	-	-	-	-	-	-	-	-	-	-	-	-	-	-	-	
浴室 3 Bathroom 3	電視/電台天線插座 TV/FM Outlet	-	0	-	-	0	-	-	1	-	-	-	-	-	1	-	-	1	-	-	1	-	-	1	-	-	-	-	
	電話插座 Telephone Outlet	-	0	-	-	0	-	-	1	-	-	-	-	-	1	-	-	0	-	-	1	-	-	1	-	-	-	-	
	單位電插座 供電器設備 13A Socket Outlet for Appliances	-	0	-	-	0	-	-	1	-	-	-	-	-	1	-	-	1	-	-	1	-	-	1	-	-	-	-	
	單位電插座 13A Socket Outlet	-	1	-	-	1	-	-	1	-	-	-	-	-	1	-	-	1	-	-	1	-	-	1	-	-	-	-	
	抽氣扇 Exhaust Fan	-	1	-	-	1	-	-	1	-	-	-	-	-	1	-	-	1	-	-	1	-	-	1	-	-	-	-	
	窗廉掣位 Curtain / Blind Switch	-	1	-	-	1	-	-	-	-	-	-	-	-	-	-	-	-	-	-	-	-	-	-	-	-	-	-	

機電裝置數量說明表 Schedule of Mechanical &amp; Electrical Provisions

		藍塘道31號B單位 Unit B, No. 31 Blue Pool Road			藍塘道33號A單位 Unit A, No. 33 Blue Pool Road			藍塘道33號B單位 Unit B, No. 33 Blue Pool Road			藍塘道35號A單位 Unit A, No. 35 Blue Pool Road			藍塘道35號B單位 Unit B, No. 35 Blue Pool Road			藍塘道37號A單位 Unit A, No. 37 Blue Pool Road			藍塘道37號B單位 Unit B, No. 37 Blue Pool Road			藍塘道39號A單位 Unit A, No. 39 Blue Pool Road			藍塘道39號B單位 Unit B, No. 39 Blue Pool Road					
樓層 Floor		地下 G/F	1樓至 2樓 1/F- 2/F	天台 R/F	地下 G/F	1樓至 2樓 1/F- 2/F	天台 R/F	地下 G/F	1樓至 2樓 1/F- 2/F	天台 R/F	地下 G/F	1樓至 2樓 1/F- 2/F	天台 R/F	地下 G/F	1樓至 2樓 1/F- 2/F	天台 R/F	地下 G/F	1樓至 2樓 1/F- 2/F	天台 R/F	地下 G/F	1樓至 2樓 1/F- 2/F	天台 R/F	地下 G/F	1樓至 2樓 1/F- 2/F	天台 R/F	地下 G/F	1樓至 2樓 1/F- 2/F	天台 R/F			
浴室3 Bathroom 3	雙位電插座 13A Twin Socket Outlet	-	0	-	-	-	-	-	-	-	-	1	-	-	-	-	-	-	-	-	-	-	-	-	-	-	-	-	-		
	地板暖氣控制器 Floor Heater Controller	-	1	-	-	1	-	-	0	-	-	-	-	-	0	-	-	1	-	-	1	-	-	1	-	-	-	-	-		
	加熱毛巾架開關掣 Heat Towel Rail Control Switch	-	1	-	-	-	-	-	-	-	-	-	-	-	-	-	-	-	-	-	-	-	-	-	-	-	-	-	-	-	
	燈位 Lighting Point	-	8	-	-	3	-	-	13	-	-	-	-	-	13	-	-	6	-	-	13	-	-	13	-	-	-	-	-	-	
	燈掣 Lighting Switch	-	2	-	-	-	-	-	-	-	-	-	-	-	-	-	-	-	-	-	-	-	-	-	-	-	-	-	-	-	
	隔離器 Isolator	-	-	-	-	1	-	-	-	-	-	-	-	-	-	-	-	-	-	-	-	-	-	-	-	-	-	-	-	-	-
	浴室換氣暖風機 Thermo Ventilator	-	-	-	-	1	-	-	-	-	-	-	-	-	-	-	-	-	-	-	-	-	-	-	-	-	-	-	-	-	-
	加熱毛巾架 Heat Towel Rail	-	-	-	-	1	-	-	-	-	-	-	-	-	-	-	-	-	-	-	-	-	-	-	-	-	-	-	-	-	-
浴室4 Bathroom 4	電視/電台天線插座 TV/FM Outlet	-	-	-	-	-	-	-	1	-	-	-	-	-	1	-	-	1	-	-	1	-	-	1	-	-	-	-	-	-	
	電話插座 Telephone Outlet	-	-	-	-	-	-	-	1	-	-	-	-	-	1	-	-	0	-	-	1	-	-	1	-	-	-	-	-	-	
	單位電插座供電器 設備 13A Socket Outlet for Appliances	-	-	-	-	-	-	-	1	-	-	-	-	-	1	-	-	1	-	-	1	-	-	1	-	-	-	-	-	-	-
	單位電插座 13A Socket Outlet	-	-	-	-	-	-	-	1	-	-	-	-	-	1	-	-	1	-	-	1	-	-	1	-	-	-	-	-	-	-
	抽氣扇 Exhaust Fan	-	-	-	-	-	-	-	1	-	-	-	-	-	1	-	-	1	-	-	1	-	-	1	-	-	-	-	-	-	-
	地板暖氣控制器 Floor Heater Controller	-	-	-	-	-	-	-	0	-	-	-	-	-	0	-	-	1	-	-	1	-	-	1	-	-	-	-	-	-	-
	燈位 Lighting Point	-	-	-	-	-	-	-	13	-	-	-	-	-	13	-	-	6	-	-	13	-	-	13	-	-	-	-	-	-	-
桑拿房 Sauna Room	電視/電台天線插座 TV/FM Outlet	-	-	-	-	1	-	-	1	-	-	-	-	-	1	-	-	1	-	-	1	-	-	1	-	-	-	-	-	-	
	燈位 Lighting Point	-	-	-	-	0	-	-	0	-	-	-	-	-	0	-	-	1	-	-	0	-	-	0	-	-	-	-	-	-	

機電裝置數量說明表 Schedule of Mechanical &amp; Electrical Provisions

		藍塘道31號B單位 Unit B, No. 31 Blue Pool Road			藍塘道33號A單位 Unit A, No. 33 Blue Pool Road			藍塘道33號B單位 Unit B, No. 33 Blue Pool Road			藍塘道35號A單位 Unit A, No. 35 Blue Pool Road			藍塘道35號B單位 Unit B, No. 35 Blue Pool Road			藍塘道37號A單位 Unit A, No. 37 Blue Pool Road			藍塘道37號B單位 Unit B, No. 37 Blue Pool Road			藍塘道39號A單位 Unit A, No. 39 Blue Pool Road			藍塘道39號B單位 Unit B, No. 39 Blue Pool Road			
樓層 Floor		地下 G/F	1樓至 2樓 1/F- 2/F	天台 R/F	地下 G/F	1樓至 2樓 1/F- 2/F	天台 R/F	地下 G/F	1樓至 2樓 1/F- 2/F	天台 R/F	地下 G/F	1樓至 2樓 1/F- 2/F	天台 R/F	地下 G/F	1樓至 2樓 1/F- 2/F	天台 R/F	地下 G/F	1樓至 2樓 1/F- 2/F	天台 R/F	地下 G/F	1樓至 2樓 1/F- 2/F	天台 R/F	地下 G/F	1樓至 2樓 1/F- 2/F	天台 R/F	地下 G/F	1樓至 2樓 1/F- 2/F	天台 R/F	
多用途 浴室 Utility Bathroom	單位電插座 13A Socket Outlet	-	0	-	-	0	-	-	1	-	-	0	-	-	1	-	-	0	-	-	1	-	-	1	-	-	1	-	
	抽氣扇 Exhaust Fan	-	1	-	-	1	-	-	1	-	-	1	-	-	1	-	-	1	-	-	1	-	-	1	-	-	1	-	
	燈掣 Lighting Switch	-	1	-	-	-	-	-	-	-	-	-	-	-	-	-	-	-	-	-	-	-	-	-	-	-	-	-	
	燈位 Lighting Point	-	3	-	-	3	-	-	2	-	-	2	-	-	2	-	-	2	-	-	2	-	-	2	-	-	2	-	
	地板暖氣控制器 Floor Heater Controller	-	0	-	-	-	-	-	-	-	-	-	-	-	-	-	-	-	-	-	-	-	-	-	-	-	-	-	
	加熱毛巾架開關掣 Heat Towel Rail Control Switch	-	0	-	-	-	-	-	-	-	-	-	-	-	-	-	-	-	-	-	-	-	-	-	-	-	-	-	
多用途房 Utility Room	電視/電台天線插座 TV/FM Outlet	-	-	-	-	0	-	-	1	-	-	-	-	-	1	-	-	0	-	-	1	-	-	1	-	-	-	-	
	電話插座 Telephone Outlet	-	-	-	-	0	-	-	1	-	-	-	-	-	1	-	-	0	-	-	1	-	-	1	-	-	-	-	
	具有小顯示器的 視像對話 Video Door Phone Handset with Small Monitor	-	-	-	-	0	-	-	1	-	-	-	-	-	1	-	-	1	-	-	1	-	-	1	-	-	-	-	
	雙位電插座 13A Twin Socket Outlet	-	-	-	-	6	-	-	3	-	-	-	-	-	3	-	-	3	-	-	3	-	-	3	-	-	-	-	
	窗簾掣位 Curtain/ Blind Switch	-	-	-	-	0	-	-	1	-	-	-	-	-	1	-	-	0	-	-	1	-	-	1	-	-	-	-	
	燈位 Lighting Point	-	-	-	-	4	-	-	1	-	-	-	-	-	1	-	-	2	-	-	1	-	-	1	-	-	-	-	
	燈掣 Lighting Switch	-	-	-	-	2	-	-	2	-	-	-	-	-	2	-	-	2	-	-	2	-	-	2	-	-	-	-	
	單位電插座 供電器設備 13A Socket Outlet for Appliances	-	-	-	-	-	-	-	-	2	-	-	-	-	-	2	-	-	2	-	-	2	-	-	2	-	-	-	-
	洗衣機接駁點(來水位) Washing Machine Connection Point (Water Inlet)	-	-	-	-	2	-	-	-	1	-	-	-	-	-	1	-	-	1	-	-	1	-	-	1	-	-	-	-

機電裝置數量說明表 Schedule of Mechanical &amp; Electrical Provisions

		藍塘道31號B單位 Unit B, No. 31 Blue Pool Road			藍塘道33號A單位 Unit A, No. 33 Blue Pool Road			藍塘道33號B單位 Unit B, No. 33 Blue Pool Road			藍塘道35號A單位 Unit A, No. 35 Blue Pool Road			藍塘道35號B單位 Unit B, No. 35 Blue Pool Road			藍塘道37號A單位 Unit A, No. 37 Blue Pool Road			藍塘道37號B單位 Unit B, No. 37 Blue Pool Road			藍塘道39號A單位 Unit A, No. 39 Blue Pool Road			藍塘道39號B單位 Unit B, No. 39 Blue Pool Road			
樓層 Floor		地下 G/F	1樓至 2樓 1/F- 2/F	天台 R/F	地下 G/F	1樓至 2樓 1/F- 2/F	天台 R/F	地下 G/F	1樓至 2樓 1/F- 2/F	天台 R/F	地下 G/F	1樓至 2樓 1/F- 2/F	天台 R/F	地下 G/F	1樓至 2樓 1/F- 2/F	天台 R/F	地下 G/F	1樓至 2樓 1/F- 2/F	天台 R/F	地下 G/F	1樓至 2樓 1/F- 2/F	天台 R/F	地下 G/F	1樓至 2樓 1/F- 2/F	天台 R/F	地下 G/F	1樓至 2樓 1/F- 2/F	天台 R/F	
多用途房 Utility Room	洗衣機接駁點(去水位) Washing Machine Connection Point (Water Outlet)	-	-	-	-	2	-	-	1	-	-	-	-	-	1	-	-	1	-	-	1	-	-	1	-	-	-	-	-
	緊急求救警鐘 Panic Alarm	-	-	-	-	-	-	-	-	-	-	-	-	-	-	-	-	-	-	-	-	-	-	-	-	-	-	-	-
	視像對話 Video Door Phone	-	-	-	-	1	-	-	-	-	-	-	-	-	-	-	-	-	-	-	-	-	-	-	-	-	-	-	-
	單位電插座 13A Socket Outlet	-	-	-	-	1	-	-	-	-	-	-	-	-	-	-	-	-	-	-	-	-	-	-	-	-	-	-	-
	冷氣掣 A/C Switch	-	-	-	-	1	-	-	-	-	-	-	-	-	-	-	-	-	-	-	-	-	-	-	-	-	-	-	-
	抽氣扇掣 Exhaust Fan Switch	-	-	-	-	1	-	-	-	-	-	-	-	-	-	-	-	-	-	-	-	-	-	-	-	-	-	-	-
儲物室 Store Room	電視/電台天線插座 TV/FM Outlet	-	-	-	-	0	-	-	2	-	-	0	-	-	2	-	-	0	-	-	2	-	-	2	-	-	0	-	
	電話插座 Telephone Outlet	-	-	-	-	0	-	-	2	-	-	0	-	-	2	-	-	2	-	-	2	-	-	2	-	-	0	-	
	單位電插座 13A Socket Outlet	-	-	-	-	2	-	-	2	-	-	1	-	-	2	-	-	0	-	-	2	-	-	2	-	-	0	-	
	雙位電插座 13A Twin Socket Outlet	-	-	-	-	0	-	-	2	-	-	0	-	-	2	-	-	2	-	-	2	-	-	2	-	-	2	-	
	燈位 Lighting Point	-	-	-	-	2	-	-	2	-	-	2	-	-	2	-	-	2	-	-	2	-	-	2	-	1	2	-	
	燈掣 Lighting Switch	-	-	-	-	0	-	-	2	-	-	1	-	-	2	-	-	2	-	-	2	-	-	2	-	1	2	-	
儲物室 1 Store Room 1	電視/電台天線插座 TV/FM Outlet	-	-	-	-	-	-	-	-	-	-	-	-	-	-	-	-	-	-	-	-	-	-	-	-	-	-	-	
	電話插座 Telephone Outlet	-	-	-	-	-	-	-	-	-	-	-	-	-	-	-	-	-	-	-	-	-	-	-	-	-	-	-	
	單位電插座 13A Socket Outlet	-	0	-	-	-	-	-	-	-	-	-	-	-	-	-	-	-	-	-	-	-	-	-	-	-	-	-	
	雙位電插座 13A Twin Socket Outlet	-	2	-	-	-	-	-	-	-	-	-	-	-	-	-	-	-	-	-	-	-	-	-	-	-	-	-	
	燈位 Lighting Point	-	5	-	-	-	-	-	-	-	-	-	-	-	-	-	-	-	-	-	-	-	-	-	-	-	-	-	
	燈掣 Lighting Switch	-	1	-	-	-	-	-	-	-	-	-	-	-	-	-	-	-	-	-	-	-	-	-	-	-	-	-	

機電裝置數量說明表 Schedule of Mechanical &amp; Electrical Provisions

		藍塘道31號B單位 Unit B, No. 31 Blue Pool Road			藍塘道33號A單位 Unit A, No. 33 Blue Pool Road			藍塘道33號B單位 Unit B, No. 33 Blue Pool Road			藍塘道35號A單位 Unit A, No. 35 Blue Pool Road			藍塘道35號B單位 Unit B, No. 35 Blue Pool Road			藍塘道37號A單位 Unit A, No. 37 Blue Pool Road			藍塘道37號B單位 Unit B, No. 37 Blue Pool Road			藍塘道39號A單位 Unit A, No. 39 Blue Pool Road			藍塘道39號B單位 Unit B, No. 39 Blue Pool Road			
樓層 Floor		地下 G/F	1樓至 2樓 1/F- 2/F	天台 R/F	地下 G/F	1樓至 2樓 1/F- 2/F	天台 R/F	地下 G/F	1樓至 2樓 1/F- 2/F	天台 R/F	地下 G/F	1樓至 2樓 1/F- 2/F	天台 R/F	地下 G/F	1樓至 2樓 1/F- 2/F	天台 R/F	地下 G/F	1樓至 2樓 1/F- 2/F	天台 R/F	地下 G/F	1樓至 2樓 1/F- 2/F	天台 R/F	地下 G/F	1樓至 2樓 1/F- 2/F	天台 R/F	地下 G/F	1樓至 2樓 1/F- 2/F	天台 R/F	
儲物室 2 Store room 2	燈位 Lighting Point	0	2	-	-	-	-	-	-	-	-	-	-	-	-	-	-	-	-	-	-	-	-	-	-	-	-	-	-
	燈掣 Lighting Switch	0	1	-	-	-	-	-	-	-	-	-	-	-	-	-	-	-	-	-	-	-	-	-	-	-	-	-	-
	閉路電視控制裝置 CCTV Control Set	-	2	-	-	-	-	-	-	-	-	-	-	-	-	-	-	-	-	-	-	-	-	-	-	-	-	-	-
	電梯監督面板 Lift Supervision Panel	-	2	-	-	-	-	-	-	-	-	-	-	-	-	-	-	-	-	-	-	-	-	-	-	-	-	-	-
	單位電插座 13A Socket Outlet	-	2	-	-	-	-	-	-	-	-	-	-	-	-	-	-	-	-	-	-	-	-	-	-	-	-	-	-
平台 Flat Roof	耐風雨單位電插座 Weatherproof Socket Outlet	-	-	12	-	-	8	-	-	9	-	-	10	-	-	9	-	-	11	-	-	9	-	-	9	-	-	9	
	耐風雙位電插座 Weatherproof Twin Socket Outlet	-	-	0	-	-	0	-	-	-	-	-	-	-	-	-	-	-	-	-	-	-	-	-	-	-	-	1	
	燈位 Lighting Point	-	-	47	-	-	6	-	-	10	-	-	30	-	-	10	-	-	10	-	-	10	-	-	10	-	-	45	
	燈掣 Lighting Switch	-	-	1	-	-	0	-	-	-	-	-	1	-	-	-	-	-	-	-	-	-	-	-	-	-	-	2	
	閉路電視 CCTV	-	-	1	-	-	1	-	-	1	-	-	1	-	-	1	-	-	1	-	-	1	-	-	1	-	-	1	
冷氣機 平台 Air- conditioner Platform	燈位 Lighting Point	-	-	3	-	-	3	-	-	3	-	-	3	-	-	3	-	-	3	-	-	3	-	-	3	-	-	3	
	燈掣 Lighting Switch	-	-	1	-	-	1	-	-	1	-	-	1	-	-	1	-	-	1	-	-	1	-	-	1	-	-	1	
	耐風雨單位電插座 Weatherproof Socket Outlet	-	-	0	-	-	1	-	-	1	-	-	0	-	-	1	-	-	1	-	-	1	-	-	1	-	-	0	
熱水爐 區域 Water Heater Area	熱水爐 Water Heater	-	-	4	-	-	4	-	-	4	-	-	4	-	-	4	-	-	4	-	-	4	-	-	4	-	-	4	
	燈位 Lighting Point	-	-	2	-	-	2	-	-	2	-	-	2	-	-	2	-	-	2	-	-	2	-	-	2	-	-	2	
	燈掣 Lighting Switch	-	-	1	-	-	0	-	-	-	-	-	1	-	-	-	-	-	-	-	-	-	-	-	-	-	-	1	



食水及沖廁水由水務署提供。

電力由香港電燈有限公司提供。

煤氣由香港中華煤氣有限公司提供。

電訊盈科有限公司為各電訊及廣播承辦商在建築期間根據有關法例要求的協調者。各業主可自行向任何服務供應商申請電訊服務。

Potable and flushing water is supplied by Water Supplies Department.

Electricity is supplied by The Hongkong Electric Company, Limited.

Towngas is supplied by The Hong Kong and China Gas Company Limited.

PCCW Limited is appointed as coordinator of telecommunication and broadcasting service provides during construction stage as per relevant statutory requirements. Any service subscription of telecommunication service to any service provides shall be subject to individual owner's discretion.

# 26

## 地稅

### GOVERNMENT RENT

---

賣方會繳付有關發展項目中的任何物業直至各住宅物業的轉讓契約的日期（包括該日）為止的地租。

The Vendor will pay all outstanding Government rent in respect any residential property in the Development up to and including the date of the respective assignment of residential property.

於賣方向買方交付指明住宅物業在空置情況下的管有權時：—

- (a) 買方須負責向賣方補還水、電力及氣體的按金；及
- (b) 買方須向擁有人支付清理廢料的費用。

**On the delivery of the vacant possession of the specified residential property to the Purchaser:—**

- (a) the Purchaser is liable to reimburse the Vendor for the deposits of water, electricity and gas; and
- (b) the Purchaser is also liable to pay the owner a debris removal fee.

# 28

## 欠妥之處的保養責任期

### DEFECT LIABILITY WARRANTY PERIOD

按買賣合約規定，指明住宅物業及於買賣合約列出的裝置、裝修物料及設備之欠妥之處的保養責任期為買賣成交日期後的 6 個月內。

As provided in the agreement for sale and purchase, defect liability warranty period for the specified residential property and the fittings, finishes and appliances as set out in the Agreement for Sale and Purchase is within 6 months after the date of completion of sale and purchase.

## 1. 「批地文件」第(6)條批地特別條款訂明：

- (a) 倘現已或曾經挖去、清除或移後任何土地，又或進行形成或填土工程或任何斜坡處理工程，不論事前是否獲得「地政總署署長」(以下簡稱「署長」)書面同意，亦不論是否位於「該地段」或任何「政府」官地範圍內，而有關工程乃因應或為著「該地段」或其任何部份的塑造、平整或發展工程或本「批地條款」訂明「買方」須執行的任何其他工程而進行，則「買方」必須自費在當時或此後任何時間按需要進行及建造斜坡處理工程、護土牆或其他支承結構、保護工程、排水、輔助或其他工程，藉此保護及文承「該地段」內的此等土地，以及毗連或毗鄰的「政府」官地或批租土地，此外並須避免及防止日後發生滑坡、山泥傾瀉或地陷。於本文協定的整個批租年期內，「買方」時刻均須自費維修上述土地、斜坡處理工程、護土牆或其他支承結構、保護工程、排水、輔助或其他工程，以保持其功用與狀態良好，令「署長」滿意。
- (b) 本批地特別條款(a)款之規定概不妨礙本「批地條款」賦予「政府」的權利，其中以本文第(26)條批地特別條款為要。
- (c) 無論何時，倘因「買方」進行塑造、平整、發展或其他工程又或因任何其他事故引致滑坡、山泥傾瀉或地陷，不論乃位於或源於「該地段」內的土地或來自任何毗連或毗鄰的「政府」官地或批租土地，「買方」亦須自費還原及修復上述範圍至「署長」滿意的狀況，並須就此等滑坡、山泥傾瀉或地陷事件造成或導致「政府」、其代理及承辦商蒙受或招致的所有費用、收費、損害、需索及索償向彼等作出賠償。
- (d) 「署長」除可就違反本「批地條款」規定的事件行使任何其他權利或補償權外，「署長」另有權發出書面通知要求「買方」進行、建造和維修上述土地、斜坡處理工程、護土牆或其他支承結構、保護工程、排水、輔助或其他工程，或還原及修復任何滑坡、山泥傾瀉或地陷土地。倘「買方」疏忽或不在指定期限內遵從「署長」的通知以令「署長」滿意，「署長」可即時執行及展開任何必要工程，而「買方」必須在「政府」通知時償還有關費用連同任何行政及專業費用與收費。

## 2. 「批地文件」第(25)條批地特別條款訂明：

- (25)(a) 「買方」應按「署長」全權酌情的規定，自費以「署長」滿意的方式在本「批地文件」所夾附並註明「圖則A」的圖則以綠色間黑斜線顯示的地方(以下統稱「綠色間黑斜線範圍」)執行和完成岩土勘察工程及其他斜坡處理、山泥傾瀉預防、緩解及補救工程，並須在本文批授的年期內自費保養「綠色間黑斜線範圍」，確保其時刻保持功用與狀態良好，以致令「署長」滿意，包括該處所有土地、斜坡處理工程、護土結構、排水及任何其他工程。如在本文所批授年期內任何時間「綠色間黑斜線範圍」發生山泥傾瀉、地陷或滑坡，「買方」應自費還原並修復該處連同「署長」認為(其決定將作終論並對「買方」約束)同樣受影響的任何毗鄰或毗連土地，以令「署長」滿意。倘因此等山泥傾瀉、地陷或滑坡事件招致任何索償、訴訟、費用、損害及開支，「買方」須向「政府」、其代理及承辦商作出賠償。此外，「買方」應時刻確保「綠色間黑斜線範圍」不會有任何非法挖掘工程或傾倒廢物活動，而如事前獲「署長」發出書面批准，則可搭建圍欄或其他屏障防止此類非法挖掘工程或傾倒廢物活動。「署長」除可就違反此等「批地條款」事件行使任何其他權利或補償權外，「署長」亦可隨時發出書面通知要求「買方」展開岩土勘察工程、斜坡處理、山泥傾瀉預防、緩解及補救工程，以及維修、還原和修復任何受山泥傾瀉、地陷或滑坡影響的土地、構築物或工程。如「買方」疏忽或並未在通知書指定的期限內執行通知的指示以令「署長」滿意，「署長」可在通知期屆滿後執行及進行所需的工程，「買方」須在「政府」通知時向「政府」償付有關的費用。
- (b) 儘管本批地特別條款(a)款另有規定，本批地特別條款訂明「買方」就「綠色間黑斜線範圍」或其任何部份應承擔之責任及可享有之權利，將絕對在「政府」就此向「買方」發出的通知界定。「買方」概不可就如此界定責任與權利所招致的任何損失、損害、滋擾或開支向「政府」或「署長」或其授權人員提出索償。然而，界定相關責任與權利概不妨礙「政府」就任何先前違約、不履行或不遵守上述(a)款的行為行使任何權利或補償權。

## 3. 「批地文件」第(27)條批地特別條款訂明：

「買方」應自行或達致他人時刻均充分小心謹慎，以及運用適切的技巧和採取預防措施，特別是進行建造、維修、更新或修理工程(以下統稱「工程」)時為要，以免損壞、干擾或阻塞「該地段」或其任何部份或「綠色間黑斜線範圍」或其任何部份上、下或毗連該處的任何「政府」或其他現有排水渠、水道或河道、總水管、道路、行人徑、街道傢俬、污水管、明渠、水管、電纜、電線、公用服務或任何其他工程或裝置(以下統稱「服務」)。「買方」展開任何「工程」之前，必須自行或達致他人進行必要的適當查核及查究，以確定「服務」的現況及水平，此外並須向「署長」提交書面建議，述明擬如何處理受「工程」影響的「服務」，以待「署長」全面審批。直至「署長」以書面批准「工程」及前述的建議書，「買方」不可展開任何工程。「買方」應遵從及自費達到「署長」審批「服務」時制訂的要求，包括承擔任何必要改道、重鋪或還原工程的費用。再者，無論於任何情況下倘因「工程」導致或造成「該地段」或其任何部份或「綠色間黑斜線範圍」或其任何部份或任何「服務」受到損壞、干擾或阻塞，「買方」須自費全面修理、修復和還原以令「署長」滿意(污水管、雨水渠或總水管例外，除非「署長」另行決定，否則有關的修復工程由「署長」執行，「買方」應在「政府」通知時支付工程費用)。如「買方」不執行「該地段」或「綠色間黑斜線範圍」或其任何部份或「服務」的必要改道、重鋪、修理、修復及還原工程以令「署長」滿意，「署長」可按其視為必要執行此等改道、重鋪、修理、修復及還原工程，「買方」須在「政府」通知時向「政府」支付工程費用。

## 4. 每名「發展項目」「業主」均須分擔上述維修工程的費用。

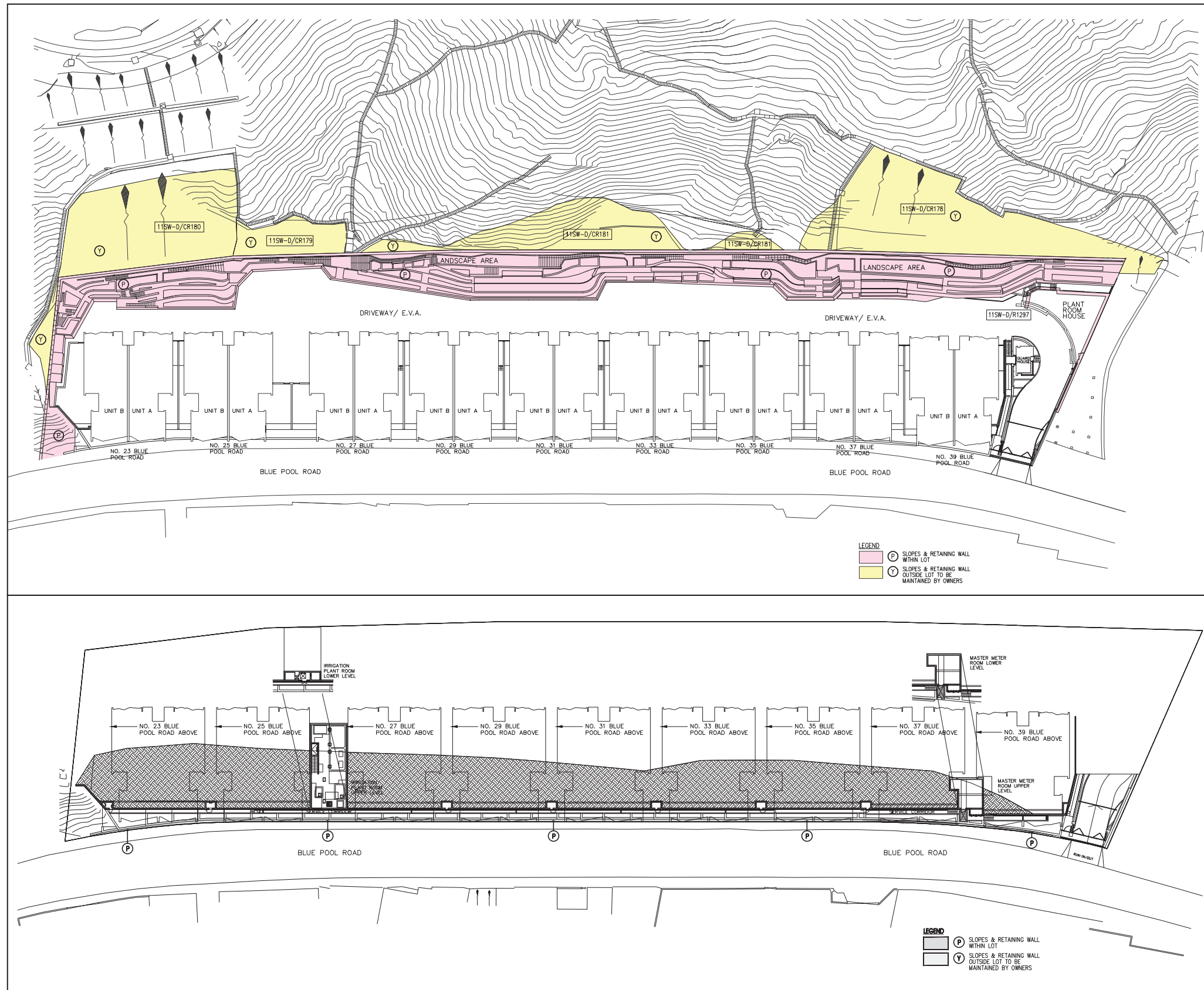
## 5. 「斜坡及護土牆」(釋義以「公契」所訂為準)的位置已於以下「斜坡結構」圖則分別以粉紅色和黃色顯示，以資識別。



1. Special Condition No.(6) of the Land Grant stipulates that:-
  - (a) Where there is or has been any cutting away, removal or setting back of any land, or any building-up or filling-in or any slope treatment works of any kind whatsoever, whether with or without the prior written consent of the Director of Lands (hereinafter referred to as the “Director”), either within the Lot or on any Government land, which is or was done for the purpose of or in connection with the formation, levelling or development of the Lot or any part thereof or any other works required to be done by the Purchaser under these Conditions, or for any other purpose, the Purchaser shall at his own expense carry out and construct such slope treatment works, retaining walls or other support, protection, drainage or ancillary or other works as shall or may then or at any time thereafter be necessary to protect and support such land within the Lot and also any adjacent or adjoining Government or leased land and to obviate and prevent any falling away, landslip or subsidence occurring thereafter. The Purchaser shall at all times during the term hereby granted maintain at his own expense the said land, slope treatment works, retaining walls or other support, protection, drainage or ancillary or other works in good and substantial repair and condition to the satisfaction of the Director.
  - (b) Nothing in sub-clause (a) of this Special Condition shall prejudice the Government’s rights under these Conditions, in particular Special Condition No. (26) hereof.
  - (c) In the event that as a result of or arising out of any formation, levelling, development or other works done by the Purchaser or owing to any other reason, any falling away, landslip or subsidence occurs at any time, whether in or from any land, within the Lot or from any adjacent or adjoining Government or leased land, the Purchaser shall at his own expense reinstate and make good the same to the satisfaction of the Director and shall indemnify the Government its agents and contractors from and against all costs, charges, damages, demands and claims whatsoever which shall or may be made, suffered or incurred through or by reason of such falling away, landslip or subsidence.
  - (d) In addition to any other rights or remedies herein provided for breach of any of these Conditions, the Director shall be entitled by notice in writing to call upon the Purchaser to carry out, construct and maintain the said land, slope treatment works, retaining walls or other support, protection, drainage or ancillary or other works or to reinstate and make good any falling away, landslip or subsidence, and if the Purchaser shall neglect or fail to comply with the notice to the satisfaction of the Director within the period specified therein, the Director may forthwith execute and carry out any necessary works and the Purchaser shall on demand repay to the Government the cost thereof together with any administrative or professional fees and charges.”
2. Special Condition No.(25) of the Land Grant stipulates that:-
  - (25)(a) The Purchaser shall at his own expense carry out and complete to the satisfaction of the Director such geotechnical investigations and such slope treatment, landslide preventive, mitigation and remedial works on the areas shown coloured green hatched black on the plan marked ‘PLAN A’ annexed to the Land Grant (hereinafter collectively referred to as “the Green Hatched Black Areas”) as the Director in his absolute discretion may require and shall, at all times during the term hereby granted, at his own expense, maintain in good and substantial repair and condition to the satisfaction of the Director the Green Hatched Black Areas including all land, slope treatment works, earth-retaining structures, drainage and any other works therein and thereon. In the event that any landslip, subsidence or falling away occurs within the Green Hatched Black Areas at any time during the term hereby granted, the Purchaser shall at his own expense reinstate and make good the same to the satisfaction of the Director together with any adjacent or adjoining areas which, in the opinion of the Director (whose decision shall be final and binding on the Purchaser), have also been affected. The Purchaser shall indemnify the Government, its agents and contractors against all claims, proceedings, costs, damages and expenses whatsoever incurred by reason of such landslip, subsidence or falling away. The Purchaser shall ensure at all times that there shall be no illegal excavation or dumping on the Green Hatched Black Areas and, subject to the prior written approval of the Director, the Purchaser may erect fences or other barriers for the prevention of such illegal excavation or dumping. In addition to any other rights or remedies the Director may have in respect of any breach of these Conditions, the Director may at any time by notice in writing call upon the Purchaser to carry out such geotechnical investigations, slope treatment, landslip preventive, mitigation and remedial works and to maintain, reinstate and make good any land, structure or works affected by such landslip, subsidence or falling away, and if the Purchaser shall neglect or fail to comply with such notice to the satisfaction of the Director within the period specified therein, the Director may, after the expiry of such period, execute and carry out the required works and the Purchaser shall on demand repay to the Government the cost thereof.
  - (b) Notwithstanding sub-clause (a) of this Special Condition, the obligations and rights of the Purchaser in respect of the Green Hatched Black Areas or any part thereof under this Special Condition shall absolutely determine upon the Government giving to the Purchaser notice to that effect, and no claim for compensation shall be made against the Government or the Director or his authorized officer by the Purchaser in respect of any loss, damage or disturbance suffered or any expense incurred as a result of such determination. However, such determination shall be without prejudice to any rights or remedies/of the Government in respect of any antecedent breach, non-performance or non-observance of the said sub-clause (a).”
3. Special Condition No.(27) of the Land Grant stipulates that:-
 

“The Purchaser shall take or cause to be taken all proper and adequate care, skill and precautions at all times, and particularly when carrying out construction, maintenance, renewal or repair work (hereinafter referred to as ‘the Works’), to avoid causing any damage, disturbance or obstruction to any Government or other existing drain, waterway or watercourse, water main, road, footpath, street furniture, sewer, nullah, pipe, cable, wire, utility service or any other works or installations being or running upon, over, under or adjacent to the Lot or any part thereof or the Green Hatched Black Areas or any part thereof (hereinafter collectively referred to as ‘the Services’). The Purchaser shall prior to carrying out any of the Works make or cause to be made such proper search and enquiry as may be necessary to ascertain the present position and levels of the Services, and shall submit his proposals for dealing with any of the Services which may be affected by the Works in writing to the Director for his approval in all respects, and shall not carry out any work whatsoever until the Director shall have given his written approval to the Works and to such aforesaid proposals. The Purchaser shall comply with and at his expenses meet any requirements which may be imposed by the Director in respect of the Services in granting the aforesaid approval, including the cost of any necessary diversion, relaying or reinstatement. The Purchaser shall at his own expense in all respects repair, make good and reinstate to the satisfaction of the Director any damage, disturbance or obstruction caused to the Lot or the Green the Green Hatched Black Areas or any part thereof or any of the Services in any manner arising out of the Works (except for nullah, sewer, storm-water drain or water main, the making good of which shall be carried out by the Director, unless the Director elects otherwise, and the Purchaser shall pay to the Government on demand the cost of such works. If the Purchaser fails to carry out any such necessary diversion, relaying, repairing, making good and reinstatement of the Lot or any part thereof or the Green Hatched Black Areas or any part thereof or of any of the Services to the satisfaction of the Director, the Director may carry out any such diversion, relaying, repairing, making good or reinstatement as he considers necessary and the Purchaser shall pay to the Government on demand the cost of such works.”
4. Each of the owners of the Development is obliged to contribute towards the cost of the maintenance works referred to above.
5. The location of Slopes and Retaining Walls (as defined in the DMC) is for identification purpose only, shown coloured pink and yellow respectively on the “Slope Structures” plan below

斜坡結構圖則 SLOPE STRUCTURES PLAN



備注: 於經批准圖則中, 每個住宅物業亦有於下列右邊表格縱行所示的相應描述。

Remarks: Each residential property also has the corresponding description under the approved building plans as stated in the column on the right side in the table below

藍塘道23號A單位 Unit A, No. 23 Blue Pool Road	10號屋A單位 Unit A, House 10
藍塘道23號B單位 Unit B, No. 23 Blue Pool Road	10號屋B單位 Unit B, House 10
藍塘道25號A單位 Unit A, No. 25 Blue Pool Road	9號屋A單位 Unit A, House 9
藍塘道25號B單位 Unit B, No. 25 Blue Pool Road	9號屋B單位 Unit B, House 9
藍塘道27號A單位 Unit A, No. 27 Blue Pool Road	8號屋A單位 Unit A, House 8
藍塘道27號B單位 Unit B, No. 27 Blue Pool Road	8號屋B單位 Unit B, House 8
藍塘道29號A單位 Unit A, No. 29 Blue Pool Road	7號屋A單位 Unit A, House 7
藍塘道29號B單位 Unit B, No. 29 Blue Pool Road	7號屋B單位 Unit B, House 7
藍塘道31號A單位 Unit A, No. 31 Blue Pool Road	6號屋A單位 Unit A, House 6
藍塘道31號B單位 Unit B, No. 31 Blue Pool Road	6號屋B單位 Unit B, House 6
藍塘道33號A單位 Unit A, No. 33 Blue Pool Road	5號屋A單位 Unit A, House 5
藍塘道33號B單位 Unit B, No. 33 Blue Pool Road	5號屋B單位 Unit B, House 5
藍塘道35號A單位 Unit A, No. 35 Blue Pool Road	3號屋A單位 Unit A, House 3
藍塘道35號B單位 Unit B, No. 35 Blue Pool Road	3號屋B單位 Unit B, House 3
藍塘道37號A單位 Unit A, No. 37 Blue Pool Road	2號屋A單位 Unit A, House 2
藍塘道37號B單位 Unit B, No. 37 Blue Pool Road	2號屋B單位 Unit B, House 2
藍塘道39號A單位 Unit A, No. 39 Blue Pool Road	1號屋A單位 Unit A, House 1
藍塘道39號B單位 Unit B, No. 39 Blue Pool Road	1號屋B單位 Unit B, House 1

6. 業主須遵照「政府租契」和按照「斜坡維修指南」及「斜坡維修手冊」(如有者)自費維修「斜坡及護土牆」(如有者)並執行所有相關工程。「經理人」(於本條「經理人」一詞之釋義包括「業主委員會」或「業主立案法團」)現根據「公契」獲賦予全權, 遵從「政府租契」規定及特別按照「斜坡維修手冊」和有關政府部門不時就斜坡維修工程、護土牆及相關結構所發出的所有指引, 聘用合格人員檢驗、保養及維修「斜坡及護土牆」(如有者)和執行任何必要工程, 以保持其維修充足及狀態良好。各業主須向「經理人」支付「經理人」現已或將會因為執行此等維修及修理工程而合法招致之所有費用。
6. The owners shall at their own expense maintain and carry out all works in respect of any Slopes and Retaining Walls (if any) as required by the Government Lease and in accordance with the Slope Maintenance Guidelines and Maintenance Manual(s) (if any). The Manager (which for the purpose of this Clause shall include the Owners' Committee or Owners' Corporation) is given full authority by the DMC to engage suitable qualified personnel to inspect keep and maintain in good substantial repair and condition, and carry out any necessary works in respect of, any of such Slopes and Retaining Walls (if any) in compliance with Government Lease and in particular in accordance with the Maintenance Manual(s) and all guidelines issued from time to time by the appropriate government department regarding the maintenance of slopes, retaining walls and related structures. All owners shall pay to the Manager all costs lawfully incurred or to be incurred by it in carrying out such maintenance and repair.

# 30 | 修訂 MODIFICATION

---

賣方並沒有向政府提出申請修訂批地文件。

There is no on-going application to Government for a modification of land grant which is not yet granted.

賣方為施行《一手住宅物業銷售條例》第2部而就發展項目指定的互聯網站的網址：

[www.23-39bluepoolroad.com](http://www.23-39bluepoolroad.com)

The website address designated by the Vendor for the Development for the purpose of Part 2 of the Residential Properties (First-hand Sales) Ordinance:

[www.23-39bluepoolroad.com](http://www.23-39bluepoolroad.com)



## 獲寬免總樓面面積的設施分項

於印製售樓說明書前呈交予並已獲建築事務監督批准的一般建築圖則上有關總樓面面積寬免的分項的最新資料，請見下表。如印製售樓說明書時尚未呈交最終修訂圖則予建築事務監督，則有 (#) 號的資料可以由認可人士提供的資料作為基礎。直至最終修訂圖則於發出佔用許可證前呈交予並獲建築事務監督批准前，以下分項資料仍可能有所修改。

		面積 (平方米)
<b>根據《建築物 (規劃) 規例》第 23(3)(b) 條不計算的總樓面面積</b>		
1 (#)(*)	停車場及上落客貨地方 (公共交通總站除外)	225.000
2	機房及相類設施	
2.1	所佔面積受相關《認可人士、註冊結構工程師及註冊岩土工程師作業備考》(《作業備考》) 或規例限制的強制性設施或必要機房，例如升降機機房、電訊及廣播設備室、垃圾及物料回收房等	28.804
2.2 (#)(*)	所佔面積不受任何《作業備考》或規例限制的強制性設施或必要機房，例如僅由消防裝置及設備佔用的房間、電錶房、電力變壓房、食水及鹹水缸等	190.674
2.3(*)	非強制性或非必要機房，例如空調機房、送風櫃房等	115.702
<b>根據聯合作業備考第 1 及第 2 號提供的環保設施</b>		
3	露台	不適用
4	加闊的公用走廊及升降機大堂	不適用
5	公用空中花園	不適用
6	隔聲簷	不適用
7	翼牆、捕風器及風斗	不適用
8	非結構預製外牆	不適用
9	工作平台	不適用
10	隔音屏障	不適用
<b>適意設施</b>		
11	管理員宿舍、供保安人員和管理處員工使用的櫃位、辦事處、貯物室、警衛室和廁所，以及業主立案法團辦事處	不適用
12	住戶康樂設施，包括僅供康樂設施使用的中空空間、機房、游泳池的濾水機房、有蓋人行道等	不適用
13	有蓋園景區及遊樂場地	不適用
14	橫向屏障/有蓋人行道及花棚	不適用
15	擴大升降機槽	不適用
16	煙囪管道	不適用
17	其他非強制性或非必要機房，例如鍋爐房、衛星電視共用天線房	不適用

		面積 (平方米)
18 (#)(*)	強制性設施或必要機房所需的管槽及氣槽	42.159
19(*)	非強制性設施或非必要機房所需的管槽及氣槽	13.693
20	環保系統及設施所需的機房、管槽及氣槽	不適用
21	複式住宅單位及洋房的中空空間	不適用
22	遮陽篷及反光罩	不適用
23(#)	小型伸出物，例如空調機箱、空調機平台、窗檻及伸出的窗台	不適用
24	《作業備考》APP-19 第 3(b) 及 (c) 段沒有涵蓋的其他伸出物，如空調機箱及空調機平台	不適用
<b>其他項目</b>		
25(#)	庇護層，包括庇護層兼空中花園	不適用
26	大型伸出/外懸設施下的有蓋地方	不適用
27	公共交通總站	不適用
28(#)	共用構築物及公用樓梯	不適用
29 (#)(*)	僅供獲接納不計入總樓面面積的樓層使用的樓梯、升降機槽及垂直管道的水平面積	296.586
30	公眾通道	不適用
31	有蓋的後移部分	不適用
<b>額外總樓面面積</b>		
32	額外總樓面面積	不適用
<b>根據聯合作業備考 (第 8 號) 提供的額外環保設施</b>		
33	採用「組裝合成」建築法的樓宇	不適用

備註：

- 上述表格是根據屋宇署所發出的《認可人士、註冊結構工程師及註冊岩土工程師作業備考》ADM-2 規定的要求而制訂的。屋宇署會按實際需要不時更改有關要求。
- 上述表格是根據最新批准入則圖 2014 年 9 月 11 日 (編號：A / GBP/22 版本 C) 而制定的，除了標註編號 (\*) 是根據批准入則圖 2014 年 2 月 24 日 (編號：A / GBP/22 版本 B) 而制定的。

## 有關建築物的環境評估及發展項目的公用部分的預計能量表現或消耗的資料

本發展項目的經批准一般建築圖則不受由建築事務監督發出的《認可人士、註冊結構工程師及註冊岩土工程師作業備考》APP-151 規定規限。本發展項目的環境評估及公用部分的預計能量表現或消耗的資料無須呈交建築事務監督，以作為批予總樓面面積寬免的先決條件。

**Breakdown of GFA Concessions Obtained for All Features**

Latest information on breakdown of GFA concessions as shown on the general building plans submitted to and approved by the Building Authority (BA) prior to the printing of the sales brochure is tabulated below. Information marked (#) may be based on information provided by the authorized person if the sales brochure is printed prior to submission of the final amendment plans to the BA. The breakdown of GFA concessions may be subject to further changes until final amendment plans are submitted to and approved by the BA prior to the issuance of the occupation permit for the development.

		Area (m <sup>2</sup> )
<b>Disregarded GFA under Building (Planning) Regulations 23(3)(b)</b>		
1(#)(*)	Carpark and loading/unloading area excluding public transport terminus	225.000
2	Plant rooms and similar services	
2.1	Mandatory feature or essential plant room, area of which is limited by respective Practice Notes for Authorized Persons, Registered Structural Engineers and Registered Geotechnical Engineers (PNAP) or regulation such as lift machine room, telecommunications and broadcasting (TBE) room, refuse storage and material recovery chamber, etc.	28.804
2.2 (#)(*)	Mandatory feature or essential plant room, area of which is NOT limited by any PNAP or regulation such as room occupied solely by fire services installations (FSI) and equipment, meter room, transformer room, potable and flushing water tank, etc.	190.674
2.3(*)	Non-mandatory or non-essential plant room such as air-conditioning (A/C) plant room, air handling unit (AHU) room, etc.	115.702
<b>Green Features under Joint Practice Notes 1 and 2</b>		
3	Balcony	Not Applicable
4	Wider common corridor and lift lobby	Not Applicable
5	Communal sky garden	Not Applicable
6	Acoustic fin	Not Applicable
7	Wing wall, wind catcher and funnel	Not Applicable
8	Non-structural prefabricated external wall	Not Applicable
9	Utility platform	Not Applicable
10	Noise barrier	Not Applicable
<b>Amenity Features</b>		
11	Caretaker's quarters, counter, office, store, guard room and lavatory for watchman and management staff and owners' corporation office	Not Applicable
12	Residential recreational facilities including void, plant room, swimming pool filtration plant room, covered walkway, etc. serving solely the recreational facilities	Not Applicable
13	Covered landscaped and play area	Not Applicable
14	Horizontal screen/covered walkway and trellis	Not Applicable
15	Larger lift shaft	Not Applicable
16	Chimney shaft	Not Applicable
17	Other non-mandatory or non-essential plant room, such as boiler room, satellite master antenna television (SMATV) room	Not Applicable

		Area (m <sup>2</sup> )
18 (#)(*)	Pipe duct, air duct for mandatory feature or essential plant room	42.159
19(*)	Pipe duct, air duct for non-mandatory or non-essential plant room	13.693
20	Plant room, pipe duct, air duct for environmentally friendly system and feature	Not Applicable
21	Void in duplex domestic flat and house	Not Applicable
22	Sunshade and reflector	Not Applicable
23(#)	Minor projection such as A/C box, A/C platform, window cill and projecting window	Not Applicable
24	Other projection such as A/C box and platform not covered in paragraph 3(b) and (c) of PNAP APP-19	Not Applicable
<b>Other Exempted Items</b>		
25(#)	Refuge floor including refuge floor cum sky garden	Not Applicable
26	Covered area under large projecting/ overhanging feature	Not Applicable
27	Public transport terminus	Not Applicable
28(#)	Party structure and common staircase	Not Applicable
29 (#)(*)	Horizontal area of staircase, lift shaft and vertical duct solely serving floor accepted as not being accountable for GFA	296.586
30	Public passage	Not Applicable
31	Covered set back area	Not Applicable
<b>Bonus GFA</b>		
32	Bonus GFA	Not Applicable
<b>Additional Green Features under Joint Practice Note (No. 8)</b>		
33	Buildings adopting Modular Integrated Construction	Not Applicable

Note:

- The above table is based on the requirements as stipulated in the Practice Note for Authorized Persons, Registered Structural Engineers and Registered Geotechnical Engineers ADM-2 issued by the Buildings Department. The Buildings Department may revise such requirements from time to time as appropriate.
- The above table is prepared based on the latest approved GBP (Drawing no.: A/GBP/22 Rev. C) dated 11 September 2014 except Information marked with (\*), which is based on approved GBP (Drawing no.: A/GBP/22 Rev. B) dated 24 February 2014.

**Estimated Energy Performance or Consumption for the Common Parts of the Development**

The approved general building plans of this development are not subject to the requirements stipulated in the Practice Note for Authorized Persons, Registered Structural engineers and Registered Geotechnical Engineers APP-151 issued by the Building Authority. Environment assessment and information on the estimated energy performance or consumption for the common parts of this Development were not required to be submitted to the Building Authority as a prerequisite for the granting of gross floor area concessions.

1. 一條已被廢置的防避空襲隧道（「防空隧道」）的部分沿該發展項目下的斜坡或土地底下通過（深度約於香港主水平基準上17至29米）。防空隧道的出口及入口均位處於該發展項目的邊界以外。賣方沒有就防空隧道的任何維修工程繳付過任何費用，亦沒有進行過任何該等維修工程。賣方建議買方到該發展項目進行實地考察，以獲取對此事、該發展項目及其周邊環境的更佳了解。
  2. 一個已被棄置的構築物處於該發展項目的東南方，而該被棄置構築物的部分越過該發展項目的邊界至該發展項目的範圍內（以下稱為「場地範圍內構築物部分」）。於2009年賣方曾進行工程拆卸場地範圍內構築物部分的大部分，留下該被棄置的構築物的一條橫樑（大約208毫米至219毫米闊）仍處於該發展項目的範圍內。場地範圍內構築物部分將構成公契及管理協議之下「公用地方及設施」的一部分。賣方建議買方到該發展項目進行實地考察，以獲取對此事、該發展項目及其周邊環境的更佳了解。
1. There exists a part of a disused ARP (Air Raid Precaution) tunnel (the “ARP Tunnel”) running along and through the slope or land (at the depth of approximately 17-29m above Hong Kong Principal Datum) underneath the Development. The entrance(s) to and exit(s) of the ARP Tunnel are located outside the boundary of the Development. The Vendor has not paid for or carried out any maintenance works of the ARP Tunnel. The Vendor advises purchasers to conduct an on-site visit for a better understanding of this matter, the Development and its surrounding environment.
  2. An abandoned structure exists on the south-east side of the Development and part of such abandoned structure encroaches on the Development across the site boundary (the “Within Site Portion Structure”). Demolition work has been conducted in 2009 by the Vendor to remove the majority part of the Within Site Portion Structure leaving a beam of such abandoned structure (with the width of approximately 208mm to 219mm) left within the boundary of the Development. The Within Site Portion Structure will form part of the Common Areas and Facilities under the Deed of Mutual Covenant and Management Agreement. The Vendor advises purchasers to conduct an on-site visit for a better understanding of this matter, the Development and its surrounding environment.

|

本售樓說明書印製日期：2015年2月6日  
Date of Printing of this Sales Brochure : 6 February 2015  
發展項目及其周邊地區日後可能出現改變。  
There may be future changes to the Development and the surrounding areas.

Examination/ Revision Date	Revision Made (If no revision is required, please state "no revision made")	
	Page Number	Revision Made
23 March 2015	13	The location plan of the development and the date of survey sheet are updated
22 June 2015	13	The location plan of the development and the date of survey sheet are updated
22 June 2015	14	The Aerial Photograph, the photo number and the date of the photo are updated
22 June 2015	60, 62	Summary of Deed of Mutual Covenant is updated
22 June 2015	96	Description of item 2d in Fittings, Finishes and Appliances is updated
25 August 2015	13	The location plan of the development is updated
25 August 2015	60-63	Summary of Deed of Mutual Covenant is updated
25 August 2015	81	The cross-section plan of building in the development is updated
25 August 2015	92, 95 - 98, 107-110	The Fittings, Finishes and Appliances list is updated
25 August 2015	146	The slope structure plan is updated
25 August 2015	153,154	Relevant information is updated
25 November 2015	13	The location plan of the development and the date of survey sheet are updated
25 November 2015	22-53	The floor plan is updated
25 November 2015	60, 62	Summary of Deed of Mutual Covenant is updated
25 November 2015	91, 94, 96, 97, 99, 102, 105	Description of item 3a in Fittings, Finishes and Appliances is updated
25 February 2016	13	The location plan of the development and the date of survey sheet are updated
25 February 2016	15	The outline zoning plan, the plan number and the gazette date are updated

檢視/修改日期	所作修改 (如無須作出修改，請註明「並無作出修改」)	
	頁次	所作修改
2015年3月23日	13	更新發展項目的所在位置圖及測繪圖之日期
2015年6月22日	13	更新發展項目的所在位置圖及測繪圖之日期
2015年6月22日	14	更新鳥瞰照片、照片編號及照片日期
2015年6月22日	60, 62	更新公共契約的摘要
2015年6月22日	96	更新裝置、裝飾物料及設備中第2d細項的描述
2015年8月25日	13	更新發展項目的所在位置圖
2015年8月25日	60-63	更新公共契約的摘要
2015年8月25日	81	更新發展項目中的建築物的橫截面圖
2015年8月25日	92, 95 - 98, 107-110	更新裝置、裝飾物料及設備表
2015年8月25日	146	更新斜坡結構圖則
2015年8月25日	153,154	更新相關資料
2015年11月25日	13	更新發展項目的所在位置圖及測繪圖之日期
2015年11月25日	22-53	更新樓面平面圖
2015年11月25日	60, 62	更新公共契約的摘要
2015年11月25日	91, 94, 96, 97, 99, 102, 105	更新裝置、裝飾物料及設備中第3a細項的描述
2016年2月25日	13	更新發展項目的所在位置圖及測繪圖之日期
2016年2月25日	15	更新分區計劃大綱圖、圖則編號及刊憲日期



Examination/ Revision Date	Revision Made (If no revision is required, please state "no revision made")	
	Page Number	Revision Made
6 May 2016	13	The location plan of the development and the date of survey sheet are updated
6 May 2016	14	The Aerial Photograph, the photo number and the date of the photo are updated
6 May 2016	22-53	The floor plan is updated
6 May 2016	96, 98	Description of item 2c in Fittings, Finishes and Appliances is updated
6 May 2016	151	Relevant information is updated
5 August 2016	8	Typing error is corrected
5 August 2016	13	The location plan of the development and the date of survey sheet are updated
5 August 2016	16, 18	The outline zoning plan, the plan number and the gazette date are updated
4 November 2016	13	The location plan of the development and the date of survey sheet are updated
4 November 2016	15	The outline zoning plan, the plan number and the gazette date are updated.
4 November 2016	53A-53J	The floor plan is added
4 November 2016	22-53	The floor plan is updated
4 November 2016	151	Relevant information is updated
23 January 2017	13	The location plan of the development and the date of survey sheet are updated
23 January 2017	61, 63	Summary of deed of mutual covenant is updated
23 January 2017	91, 93, 96-99, 101, 102, 108, 110, 113	Fittings, Finishes and Appliances is updated
21 April 2017	13	The location plan of the development and the date of survey sheet are updated
21 July 2017	13	The location plan of the development is updated
21 July 2017	14	The Aerial Photograph, the photo number and the date of the photo are updated

檢視/修改日期	所作修改 (如無須作出修改，請註明「並無作出修改」)	
	頁次	所作修改
2016年5月6日	13	更新發展項目的所在位置圖及測繪圖之日期
2016年5月6日	14	更新鳥瞰照片、照片編號及照片日期
2016年5月6日	22-53	更新樓面平面圖
2016年5月6日	96, 98	更新裝置、裝飾物料及設備中第2c細項的描述
2016年5月6日	151	更新相關資料
2016年8月5日	8	更正打印錯字
2016年8月5日	13	更新發展項目的所在位置圖及測繪圖之日期
2016年8月5日	16, 18	更新分區計劃大綱圖、圖則編號及刊憲日期
2016年11月4日	13	更新發展項目的所在位置圖及測繪圖之日期
2016年11月4日	15	更新分區計劃大綱圖、圖則編號及刊憲日期
2016年11月4日	53A-53J	新增樓面平面圖
2016年11月4日	22-53	更新樓面平面圖
2016年11月4日	151	更新相關資料
2017年1月23日	13	更新發展項目的所在位置圖及測繪圖之日期
2017年1月23日	61, 63	更新公共契約的摘要
2017年1月23日	91, 93, 96-99, 101, 102, 108, 110, 113	更新裝置、裝飾物料及設備
2017年4月21日	13	更新發展項目的所在位置圖及測繪圖之日期
2017年7月21日	13	更新發展項目的所在位置圖
2017年7月21日	14	更新鳥瞰照片、照片編號及照片日期

Examination/ Revision Date	Revision Made (If no revision is required, please state "no revision made")	
	Page Number	Revision Made
20 October 2017	1-6	Notes to purchasers of First-hand Residential Properties is updated
20 October 2017	13	The location plan of the development is updated
19 January 2018	13	The location plan of the development is updated
19 April 2018	13	The location plan of the development is updated
19 April 2018	16	The outline zoning plan, the plan number and the gazette date are updated
19 April 2018	103, 106	Description of item 3h in Fittings, Finishes and Appliances is updated
19 April 2018	114	Fittings, Finishes and Appliances is updated
19 July 2018	13	The location plan of the development is updated
19 July 2018	14	The Aerial Photograph, the photo number and the date of the photo are updated
19 July 2018	18	The outline zoning plan, the plan number and the gazette date are updated
19 July 2018	151	Relevant information is updated
19 October 2018	8	Information on vendor and others involved in the development is updated
19 October 2018	13	The location plan is updated
19 October 2018	22	The floor plan is updated
19 October 2018	23	The floor plan and note are updated
19 October 2018	32	The floor plan is deleted
19 October 2018	34	The title of floor plan is updated
19 October 2018	42	The floor plan is updated
19 October 2018	43	The note is updated
19 October 2018	115	Fittings, Finishes and Appliances is updated

檢視/修改日期	所作修改 (如無須作出修改，請註明「並無作出修改」)	
	頁次	所作修改
2017年10月20日	1-6	更新一手住宅物業買家須知
2017年10月20日	13	更新發展項目的所在位置圖
2018年1月19日	13	更新發展項目的所在位置圖
2018年4月19日	13	更新發展項目的所在位置圖
2018年4月19日	16	新分區計劃大綱圖、圖則編號及刊憲日期
2018年4月19日	103, 106	更新裝置、裝飾物料及設備中第3h細項的描述
2018年4月19日	114	更新裝置、裝飾物料及設備表
2018年7月19日	13	更新發展項目的所在位置圖
2018年7月19日	14	更新鳥瞰照片、照片編號及照片日期
2018年7月19日	18	新分區計劃大綱圖、圖則編號及刊憲日期
2018年7月19日	151	更新相關資料
2018年10月19日	8	賣方及有參與發展項目的其他人的資料
2018年10月19日	13	更新發展項目的所在位置圖
2018年10月19日	22	更新樓面平面圖
2018年10月19日	23	更新樓面平面圖及備註
2018年10月19日	32	移除樓面平面圖
2018年10月19日	34	更新樓面平面圖標題
2018年10月19日	42	更新樓面平面圖
2018年10月19日	43	更新備註
2018年10月19日	115	更新裝置、裝飾物料及設備表

Examination/ Revision Date	Revision Made (If no revision is required, please state "no revision made")	
	Page Number	Revision Made
19 October 2018	127	Fittings, Finishes and Appliances is updated
19 October 2018	151	Relevant information is updated
17 January 2019	13	The location plan is updated
17 April 2019	14	The Aerial Photograph, the photo number and the date of the photo are updated
17 April 2019	16	The outline zoning plan, the plan number and the gazette date are updated
17 April 2019	22	The floor plan is updated
17 April 2019	40A	The floor plan and the title are updated
17 April 2019	91-95	Title of Fittings, Finishes and Appliances is updated
17 April 2019	100A-100E	Fittings, Finishes and Appliances is updated
17 April 2019	107-108	Title of Fittings, Finishes and Appliances is updated
17 April 2019	112A-112C	Fittings, Finishes and Appliances is updated
17 April 2019	115-126	Fittings, Finishes and Appliances is updated
17 July 2019	13	The location plan is updated
17 July 2019	15	The outline zoning plan, the plan number and the gazette date are updated.
17 July 2019	112C	Fittings, Finishes and Appliances is updated
20 September 2019	13	The location plan is updated
20 September 2019	14	The Aerial Photograph, the photo number and the date of the photo are updated
20 September 2019	22-24, 26, 42-44, 46, 51A-51B, 53I-53J, 53K-53L	The floor plan and the title are updated

檢視/修改日期	所作修改 (如無須作出修改，請註明「並無作出修改」)	
	頁次	所作修改
2018年10月19日	127	更新裝置、裝飾物料及設備表
2018年10月19日	151	更新相關資料
2019年1月17日	13	更新發展項目的所在位置圖
2019年4月17日	14	更新鳥瞰照片、照片編號及照片日期
2019年4月17日	16	新分區計劃大綱圖、圖則編號及刊憲日期
2019年4月17日	22	更新樓面平面圖
2019年4月17日	40A	更新樓面平面圖及標題
2019年4月17日	91-95	更新裝置、裝飾物料及設備的標題
2019年4月17日	100A-100E	更新裝置、裝飾物料及設備
2019年4月17日	107-108	更新裝置、裝飾物料及設備的標題
2019年4月17日	112A-112C	更新裝置、裝飾物料及設備
2019年4月17日	115-126	更新裝置、裝飾物料及設備
2019年7月17日	13	更新發展項目的所在位置圖
2019年7月17日	15	新分區計劃大綱圖、圖則編號及刊憲日期
2019年7月17日	112C	更新裝置、裝飾物料及設備
2019年9月20日	13	更新發展項目的所在位置圖
2019年9月20日	14	更新鳥瞰照片、照片編號及照片日期
2019年9月20日	22-24, 26, 42-44, 46, 51A-51B, 53I-53J, 53K-53L	更新樓面平面圖及標題

Examination/ Revision Date	Revision Made (If no revision is required, please state "no revision made")	
	Page Number	Revision Made
20 December 2019	13	The location plan is updated
20 December 2019	22, 43, 53J	The floor plan and the note are updated.
20 December 2019	40A	Page number is updated.
20 December 2019	41	Page number and the title are updated.
20 December 2019	42, 51A, 53I	The floor plan is updated.
20 December 2019	51B	Note is updated.
20 December 2019	152	Date of printing is updated
20 March 2020	13	Location plan is updated
20 March 2020	91, 100B-100E, 108, 112B	Fitting, Finishes and Appliances are updated
19 June 2020	14	The Aerial Photograph, the photo number and the date of the photo are updated.
19 June 2020	51A	The floor plan is updated.
19 June 2020	91-95, 100F-100J, 106A-106F, 107-108, 112D-112F, 114A-114D, 115, 127-138	Fitting, Finishes and Appliances are updated.
18 September 2020	8-8A	Information on vendor and others involved in the development is updated
18 September 2020	13	The location plan is updated
18 September 2020	51B, 53I, 53J	The floor plan and information are updated
18 September 2020	100F-100I, 106A,106B, 106E,106F, 112D-112F, 114A-114C	Fitting, Finishes and Appliances are updated.

檢視/修改日期	所作修改 (如無須作出修改，請註明「並無作出修改」)	
	頁次	所作修改
2019年12月20日	13	更新發展項目的所在位置圖
2019年12月20日	22, 43, 53J	更新樓面平面圖及備註
2019年12月20日	40A	更新頁數
2019年12月20日	41	更新頁數及標題
2019年12月20日	42, 51A, 53I	更新樓面平面圖
2019年12月20日	51B	更新備註
2019年12月20日	152	更新印刷日期
2020年3月20日	13	更新發展項目的所在位置圖
2020年3月20日	91, 100B-100E, 108, 112B	更新裝置、裝飾物料及設備
2020年6月19日	14	更新鳥瞰照片、照片編號及照片日期
2020年6月19日	51A	更新樓面平面圖
2020年6月19日	91-95, 100F-100J, 106A-106F, 107-108, 112D-112F, 114A-114D, 115, 127-138	更新裝置、裝飾物料及設備
2020年9月18日	8-8A	更新賣方及有參與發展項目的其他人的資料
2020年9月18日	13	更新發展項目的所在位置圖
2020年9月18日	51B, 53I, 53J	更新樓面平面圖及資料
2020年9月18日	100F-100I, 106A,106B, 106E,106F, 112D-112F, 114A-114C	更新裝置、裝飾物料及設備

Examination/ Revision Date	Revision Made (If no revision is required, please state "no revision made")	
	Page Number	Revision Made
18 December 2020	13	The location plan is updated
18 December 2020	14	The Aerial Photograph, the photo number and the date of the photo are updated.
18 December 2020	42, 43, 53I	The floor plan and information are updated
18 March 2021	13	The location plan is updated
18 March 2021	15	The outline zoning plan, the plan number and the gazette date are updated.
18 March 2021	21, 21A	The information of floor plans of residential properties in the development are updated.
18 March 2021	42, 43, 45, 47	The floor plan and information are updated
18 March 2021	55	Area of residential properties in the development is updated.
18 March 2021	91-95, 100Ei - 100Exi, 107, 108, 112Ci - 112Cvii, 115-138	Fitting, Finishes and Appliances are updated.
18 June 2021	94, 100Ei, 100Eiii-100Evi, 100Eix, 112Ci-112Civ, 115-117, 119-121, 123-126, 129-132A, 132C, 132E, 132G, 132H, 133, 134A, 134B, 135, 136, 138	Fitting, Finishes and Appliances are updated.

檢視 / 修改日期	所作修改 (如無須作出修改，請註明「並無作出修改」)	
	頁次	所作修改
2020年12月18日	13	更新發展項目的所在位置圖
2020年12月18日	14	更新鳥瞰照片、照片編號及照片日期
2020年12月18日	42, 43, 53I	更新樓面平面圖及資料
2021年3月18日	13	更新發展項目的所在位置圖
2021年3月18日	15	新分區計劃大綱圖、圖則編號及刊憲日期
2021年3月18日	21, 21A	更新發展項目的住宅物業的樓面平面圖資料
2021年3月18日	42, 43, 45, 47	更新樓面平面圖及資料
2021年3月18日	55	更新發展項目中的住宅物業的面積
2021年3月18日	91-95, 100Ei - 100Exi, 107, 108, 112Ci - 112Cvii, 115-138	更新裝置、裝飾物料及設備
2021年6月18日	94, 100Ei, 100Eiii-100Evi, 100Eix, 112Ci-112Civ, 115-117, 119-121, 123-126, 129-132A, 132C, 132E, 132G, 132H, 133, 134A, 134B, 135, 136, 138	更新裝置、裝飾物料及設備



Examination/ Revision Date	Revision Made (If no revision is required, please state "no revision made")		
	Page Number	Revision Made	
17 September 2021	1 - 6	Notes to purchasers of first-hand residential properties are updated	
17 September 2021	13	The location plan is updated	
17 September 2021	14	The Aerial Photograph, the photo number and the date of the photo are updated.	
17 September 2021	100Ei - 100Evi, 100Eviii, 100Ex	Fitting, Finishes and Appliances are updated.	
17 December 2021	100Eviii	Fitting, Finishes and Appliances are updated.	
17 March 2022	39A-39B, 47A-47B	The floor plan is added	
16 June 2022	39A-39B, 47A-47B	The floor plans are updated	
Examination/ Revision Date	Revision Made (If no revision is required, please state "no revision made")		
	Page number in revised version with examination date on 16 June 2022	Page number in revised version with examination date on 15 September 2022	Revision Made
15 September 2022	1-159	1-236	Pages are renumbered
15 September 2022	39A-39B, 47A-47B	40-41, 52-53	The floor plans are updated
15 September 2022	22,39B,43, 47B,51B,53J	24,41,47,53,59,71	The note is updated

檢視/修改日期	所作修改 (如無須作出修改，請註明「並無作出修改」)		
	頁次	所作修改	
2021年9月17日	1 - 6	更新一手住宅物業買家須知	
2021年9月17日	13	更新發展項目的所在位置圖	
2021年9月17日	14	更新鳥瞰照片、照片編號及照片日期	
2021年9月17日	100Ei - 100Evi, 100Eviii, 100Ex	更新裝置、裝飾物料及設備	
2021年12月17日	100Eviii	更新裝置、裝飾物料及設備	
2022年3月17日	39A-39B, 47A-47B	新增樓面平面圖	
2022年6月16日	39A-39B, 47A-47B	更新樓面平面圖	
檢視/修改日期	所作修改 (如無須作出修改，請註明「並無作出修改」)		
	2022年6月16日 檢視版本之頁數	2022年9月15日 檢視版本之頁數	所作修改
2022年9月15日	1-159	1-236	重新編排頁數
2022年9月15日	39A-39B, 47A-47B	40-41, 52-53	更新樓面平面圖
2022年9月15日	22,39B,43, 47B,51B,53J	24,41,47,53,59,71	更新備註

Examination/ Revision Date	Revision Made (If no revision is required, please state "no revision made")		
	Page number in revised version with examination date on 15 September 2022	Page number in revised version with examination date on 14 December 2022	Revision Made
14 December 2022	8-9	8-9	Information on vendor and others involved in the development is updated
14 December 2022	14	14	The location plan is updated
14 December 2022	24, 52-53	24, 52-53	The floor plans and notes are updated
14 December 2022	24-25	24-25	The floor plans and notes are added
14 December 2022	41	41	The note is updated
Examination/ Revision Date	Revision Made (If no revision is required, please state "no revision made")		
	Page number in revised version with examination date on 14 December 2022	Page number in revised version with examination date on 13 March 2023	Revision Made
13 March 2023	14	14	The location plan is updated
13 March 2023	40-41, 52-53	40-41, 52-53	The floor plans and notes are updated
Examination/ Revision Date	Revision Made (If no revision is required, please state "no revision made")		
	Page number in revised version with examination date on 13 March 2023	Page number in revised version with examination date on 12 June 2023	Revision Made
12 June 2023	3, 6	3, 6	Notes to purchasers of first-hand residential properties are updated
12 June 2023	14	14	The location plan is updated
12 June 2023	46-51, 58-61, 70-73	46-51, 58-61, 70-73	The floor plans and notes are updated
12 June 2023	111-115, 117, 120-125, 127, 129, 132, 136, 138, 141, 144, 147, 150, 153, 154-177, 178-212	111-115, 117, 120-125, 127, 129, 132, 136, 138, 141, 144, 147, 150, 153, 154-177, 178-212	Fitting, Finishes and Appliances are updated.
12 June 2023	–	137A-137E, 212A-212F	Fitting, Finishes and Appliances are added.

檢視/修改日期	所作修改 (如無須作出修改，請註明「並無作出修改」)		
	2022年9月15日 檢視版本之頁數	2022年12月14日 檢視版本之頁數	所作修改
2022年12月14日	8-9	8-9	更新賣方及有參與發展項目的其他人的資料
2022年12月14日	14	14	更新發展項目的所在位置圖
2022年12月14日	24, 52-53	24, 52-53	更新樓面平面圖及備註
2022年12月14日	24-25	24-25	新增樓面平面圖及備註
2022年12月14日	41	41	更新備註
檢視/修改日期	所作修改 (如無須作出修改，請註明「並無作出修改」)		
	2022年12月14日 檢視版本之頁數	2023年3月13日 檢視版本之頁數	所作修改
2023年3月13日	14	14	更新發展項目的所在位置圖
2023年3月13日	40-41, 52-53	40-41, 52-53	更新樓面平面圖及備註
檢視/修改日期	所作修改 (如無須作出修改，請註明「並無作出修改」)		
	2023年3月13日 檢視版本之頁數	2023年6月12日 檢視版本之頁數	所作修改
2023年6月12日	3, 6	3, 6	更新一手住宅物業買家須知
2023年6月12日	14	14	更新發展項目的所在位置圖
2023年6月12日	46-51, 58-61, 70-73	46-51, 58-61, 70-73	更新樓面平面圖及備註
2023年6月12日	111-115, 117, 120-125, 127, 129, 132, 136, 138, 141, 144, 147, 150, 153, 154-177, 178-212	111-115, 117, 120-125, 127, 129, 132, 136, 138, 141, 144, 147, 150, 153, 154-177, 178-212	更新裝置、裝飾物料及設備
2023年6月12日	–	137A-137E, 212A-212F	新增裝置、裝飾物料及設備

Examination/ Revision Date	Revision Made (If no revision is required, please state "no revision made")		
	Page number in revised version with examination date on 12 June 2023	Page number in revised version with examination date on 8 September 2023	Revision Made
8 September 2023	40-41	40-41	The floor plans and notes are updated
8 September 2023	121-123, 125, 137A-137C, 137E	121-123, 125, 137A-137C, 137E	Fitting, Finishes and Appliances are updated.
Examination/ Revision Date	Revision Made (If no revision is required, please state "no revision made")		
	Page number in revised version with examination date on 8 September 2023	Page number in revised version with examination date on 5 December 2023	Revision Made
5 December 2023	40-45, 52-55	40-45, 52-55	The floor plans and notes are updated
5 December 2023	223, 224	223, 224	Information in application for concession on gross floor area of building are updated.
Examination/ Revision Date	Revision Made (If no revision is required, please state "no revision made")		
	Page number in revised version with examination date on 5 December 2023	Page number in revised version with examination date on 29 February 2024	Revision Made
29 February 2024	14	14	The location plan is updated
29 February 2024	16-20	16-20	The outline zoning plan, the plan number and the gazette date are updated.
29 February 2024	41, 43	41, 43	The floor plans and notes are updated
29 February 2024	53, 55	53, 55	The floor plans and notes are updated

檢視/修改日期	所作修改 (如無須作出修改，請註明「並無作出修改」)		
	2023年6月12日 檢視版本之頁數	2023年9月8日 檢視版本之頁數	所作修改
2023年9月8日	40-41	40-41	更新樓面平面圖及備註
2023年9月8日	121-123, 125, 137A-137C, 137E	121-123, 125, 137A-137C, 137E	更新裝置、裝飾物料及設備
檢視/修改日期	所作修改 (如無須作出修改，請註明「並無作出修改」)		
	2023年9月8日 檢視版本之頁數	2023年12月5日 檢視版本之頁數	所作修改
2023年12月5日	40-45, 52-55	40-45, 52-55	更新樓面平面圖及備註
2023年12月5日	223, 224	223, 224	更新申請建築物總樓面面積寬免的資料
檢視/修改日期	所作修改 (如無須作出修改，請註明「並無作出修改」)		
	2023年12月5日 檢視版本之頁數	2024年2月29日 檢視版本之頁數	所作修改
2024年2月29日	14	14	更新發展項目的所在位置圖
2024年2月29日	16-20	16-20	更新分區計劃大綱圖、圖則編號及刊憲日期
2024年2月29日	41, 43	41, 43	更新樓面平面圖及備註
2024年2月29日	53, 55	53, 55	更新樓面平面圖及備註

|

